DELRAH® hydraulic

LINEA BASIC

DELRAH® hydraulic

LINEA BASIC

Accesorios, Depósitos, Filtros / Bombas

Accessories, Tanks, Filters / Pumps

Accessoires, Reservoirs, Filtres / Pompes

DELRAH® hydraulic

LINEA BASIC

Accesorios
Depositos *Accessories*
Tanks
Accessoires Réservoirs

Filtros

Filters

Filtres

Bombas

Pumps

Pompes

Accesorios Depósitos

Accessories Tanks
Accessoires Réservoirs

Tapón de llenado

Filler Breather
Bouchon de remplissage

ARTÍCULO *PART Nº*	DESCRIPCIÓN *DESCRIPTION*	
TT5C40	Mini 40 µ	
TT8C101	Normal 10 µ	
TT8C401	Normal 40 µ	

Tapón desvaporizador

Filling plug with breather
Bouchon reniflard

ARTÍCULO *PART Nº*	ROSCA *THREAD*	
TDT4	1/4"BSP	
TDT6	3/8"BSP	
TDT8	1/2"BSP	
TDT12	3/4"BSP	
TDT16	1"BSP	

Niveles

Level gauges
Indicateurs de niveau

ARTÍCULO *PART Nº*	ROSCA *THREAD*	TAMAÑO *SIZE*	DESCRIPCIÓN *DESCRIPTION*	
NT-1	M10	76	Sin termómetro	
NT-1 M12	M12	76	Sin termómetro	
NT-2	M12	127	Sin termómetro	
NT-3	M12	254	Sin termómetro	
NT-1-T	M10	76	Con termómetro	
NT-1-T M12	M12	76	Con termómetro	
NT-2-T	M12	127	Con termómetro	
NT-3-T	M12	254	Con termómetro	

Visor aluminio BSP

BSP Aluminium sight
Voyant de niveau aluminium BSP

ARTÍCULO *PART Nº*	ROSCA *THREAD*	€
NTL4G	3/4"BSP	**3,72**
NTL5G	1"BSP	**5,08**
NTL6G	1"1/4 BSP	**5,87**
NTL7G	1"1/2BSP	**7,02**

Filtro aspiración

Suction filter
Crepine d'aspiration

ARTÍCULO *PART Nº*	ROSCA *THREAD*	DESCRIPCIÓN *DESCRIPTION*	CAUDAL MÁX. *MAX. FLOW (l/min)*	
FITS10T149	3/8"BSP	Metálico 149 µ	12	
FITS11T149	1/2"BSP	Metálico 149 µ	20	
FITS20T149	3/4"BSP	Metálico 149 µ	28	
FITS21T149	1"BSP	Metálico 149 µ	40	
FITS31T149	1"1/4 BSP	Metálico 149 µ	60	
FITS32T149	1"1/2BSP	Metálico 149 µ	80	
FITS33T149	1"1/2BSP	Metálico 149 µ	120	
FITS34T149	2"BSP	Metálico 149 µ	160	
FITS35T149	2" BSP	Metálico 149 µ	300	
FITS42T149	2"1/2BSP	Metálico 149 µ	300	

Filtro en línea (Carcasa)

Head Line Filter
Filtre en ligne (tête)

ARTÍCULO *PART Nº*	ROSCA *THREAD*	CARTUCHO *CARTRIDGE*	
FITA10/11A	3/4"BSP	SPA-1-10	
FITA20/21A	1"1/4 BSP	SPA-1-20	
FITA10/11R	3/4"BSP	SPA-1-11	
FITA20/21R	1"1/4 BSP	SPA-1-21	

A=Aspiración; R=Retorno / *A=In*take; R=Pressure / A=Aspiration*; R=Refoulement*

Filtro en línea (Cartucho)

Cartridge Line Filter
Filtre en ligne (cartouche)

ARTÍCULO *PART Nº*	DESCRIPCIÓN *DESCRIPTION*	CAUDAL MÁX. *MAX. FLOW (l/min)*	
FITCA10C10	Cartón 10 µ	100	
FITCA11C10	Cartón 10 µ	100	
FITCA10C25	Cartón 25 µ	100	
FITCA11C25	Cartón 25 µ	100	
FITCA10T125	Metálico 125 µ	100	
FITCA11T125	Metálico 125 µ	100	
FITCA20C10	Cartón 10 µ	300	
FITCA20C25	Cartón 25 µ	300	
FITCA21C10	Cartón 10 µ	300	
FITCA21C25	Cartón 25 µ	300	

Filtro de retorno semisumergido (Cabeza)

Return filter semi-submerged (head)
Filtre retour semi-immergé (tête)

ARTÍCULO *PART Nº*	ROSCA *THREAD*	CARTUCHO *CARTRIDGE*	
FITR10	1/2″	R-1-10	
FITR21	3/4″	R-1-20	
FITR23	1″	R-1-22	
FITR40	1″ BSP	R-1-40	

Filtro de retorno semisumergido (Cartucho)

Return filter semi-submerged (cartridge)
Filtre retour semi-immergé (cartouche)

ARTÍCULO *PART Nº*	DESCRIPCIÓN *DESCRIPTION*	CAUDAL MÁX. *MAX. FLOW (l/min)*	
FITCR10C10B	Cartón 10 µ	50	
FITCR20C10B	Cartón 10 µ	100	
FITCR22C10B	Cartón 10 µ	100	
FITCR10C25B	Cartón 25 µ	50	
FITCR20C25B	Cartón 25 µ	100	
FITCR22C25B	Cartón 25 µ	100	
FITCR40C10B	Cartón 10 µ	250	
FITCR40C25B	Cartón 25 µ	250	

Bomba manual S.E. con depósito 3 lts y palanca

Hydraulic hand pump Single Act., 3 l tank and lever
Pompe man.S.E., réservoir 3L et levier

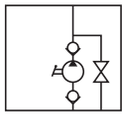

ARTÍCULO *PART Nº*	ROSCA *THREAD*	PRESIÓN MAX. (bar) *MAX. PRESSURE (bar)*	DEPÓSITO *TANK*	CM^3/REV	
HPTSE2203AL	3/8" BSP	220	3	22	

Bomba manual D.E. con depósito 5 lts y palanca

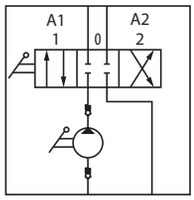

Hydraulic hand pump Doble Act., 5 l tank and lever
Pompe man.D.E., réservoir 5L et levier

ARTÍCULO *PART Nº*	ROSCA *THREAD*	PRESIÓN MAX. (bar) *MAX. PRESSURE (bar)*	DEPÓSITO *TANK*	CM^3/REV	
HPTD2505AL	3/8" BSP	280	5	25	

Tapa eur/eje cónico 1:8 Roscada Gr.I

Eur.cover/Threaded fl./Conical 1:8 Gr.I
Couverture eur./Br.taraudée/Conique.1:8 Gr.I

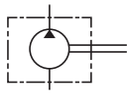

GIRO DCHA. *RIGHT TURN*	GIRO IZDA. *LEFT TURN*	ASPIRACIÓN *INLET*	PRESIÓN *PRESSURE*	PRESIÓN MAX. (bar) *MAX. PRESSURE (bar)*	PRESIÓN PUNTA (Bar) *MAX. PEAK PRESSURE (Bar)*	R.P.M.	CM³/REV
BTD111D01	**BTD111I01**	3/8"	3/8"	250	300	6000	1,1
BTD116D01	**BTD116I01**	3/8"	3/8"	250	300	6000	1,6
BTD118D01	**BTD118I01**	3/8"	3/8"	250	300	6000	1,8
BTD127D01	**BTD127I01**	3/8"	3/8"	250	300	6000	2,7
BTD132D01	**BTD132I01**	3/8"	3/8"	250	300	5000	3,2
BTD137D01	**BTD137I01**	3/8"	3/8"	250	300	4500	3,7
BTD148D01	**BTD148I01**	3/8"	3/8"	200	250	4000	4,8
BTD158D01	**BTD158I01**	1/2"	3/8"	200	250	3500	5,8
BTD163D01	**BTD163I01**	1/2"	3/8"	200	250	2900	6,3
BTD180D01	**BTD180I01**	1/2"	3/8"	200	250	2100	8

BTD...D=Giro derecha; BTD...I=Giro izquierda / BTD...D=Right; BTD...*I=Left / BTD...D=Droite; BTD...I=Gauche*

Tapa eur/eje cónico 1: 8 brida Bosch Gr.I

Eur.Cover/Bosch fl./Conical 1:8 Gr.I
Couverture eur./Br.Bosch/Conique 1:8 Gr.I

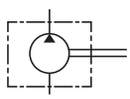

GIRO DCHA. *RIGHT TURN*	GIRO IZDA. *LEFT TURN*	ASPIRACIÓN *INLET*	PRESIÓN *PRESSURE*	PRESIÓN MAX. (bar) *MAX. PRESSURE (bar)*	PRESIÓN PUNTA (Bar) *MAX. PEAK PRESSURE (Bar)*	R.P.M.	CM³/REV
BTD107D03	**BTD107I03**	30	30	250	300	6000	0,7
BTD111D03	**BTD111I03**	30	30	250	300	6000	1,1
BTD116D03	**BTD116I03**	30	30	250	300	6000	1,6
BTD118D03	**BTD118I03**	30	30	250	300	6000	1,8
BTD127D03	**BTD127I03**	30	30	250	300	6000	2,7
BTD132D03	**BTD132I03**	30	30	250	300	6000	3,2
BTD137D03	**BTD137I03**	30	30	250	300	5000	3,7
BTD148D03	**BTD148I03**	30	30	200	250	4000	4,8
BTD158D03	**BTD158I03**	30	30	200	250	3500	5,8
BTD163D03	**BTD163I03**	30	30	200	250	2900	6,3
BTD180D03	**BTD180I03**	30	30	200	250	2100	8

BTD...D=Giro derecha; BTD...I=Giro izquierda / BTD...D=Right; BTD...*I=Left / BTD...D=Droite; BTD...I=Gauche*

Tapa eur/eje cónico 1:8 brida roscada Gr. II

Eur.Cover/Threaded Fl./Conical 1:8 Gr.II
Couverture eur./Br.Taraudée./Conique 1:8 Gr.II

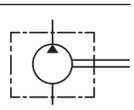

GIRO DCHA. *RIGHT TURN*	GIRO IZDA. *LEFT TURN*	ASPIRACIÓN *INLET*	PRESIÓN *PRESSURE*	PRESIÓN MAX. (bar) *MAX. PRESSURE (bar)*	PRESIÓN PUNTA (Bar) *MAX. PEAK PRESSURE (Bar)*	R.P.M.	CM³/REV
BTD240D01	**BTD240I01**	1/2"	1/2"	250	300	3500	4
BTD260D01	**BTD260I01**	1/2"	1/2"	250	300	3500	6
BTD280D01	**BTD280I01**	1/2"	1/2"	250	300	3500	8
BTD2120D01	**BTD2120I01**	1/2"	1/2"	250	300	3500	12
BTD2140D01	**BTD2140I01**	1/2"	1/2"	250	300	3500	14
BTD2160D01	**BTD2160I01**	3/4"	1/2"	250	300	3500	16
BTD2200D01	**BTD2200I01**	3/4"	1/2"	250	300	3500	20
BTD2230D01	**BTD2230I01**	3/4"	1/2"	200	250	3000	23
BTD2250D01	**BTD2250I01**	3/4"	1/2"	200	250	3000	25
BTD2280D01	**BTD2280I01**	3/4"	1/2"	160	200	3000	28
BTD2300D01	**BTD2300I01**	3/4"	1/2"	160	200	3000	30

BTD...D=Giro derecha; BTD...I=Giro izquierda / BTD...D=Right; BTD...*I=Left / BTD...D=Droite; BTD...I=Gauche*

Tapa eur/eje cónico 1:8 brida standard europea Gr. II

Eur.Cover/Eur.Stand.Fl./Conical 1:8 Gr.II
Couverture eur./Br.Standard Eur./Conique 1:8 Gr.II

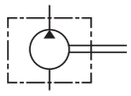

GIRO DCHA. *RIGHT TURN*	GIRO IZDA. *LEFT TURN*	ASPIRACIÓN *INLET*	PRESIÓN *PRESSURE*	PRESIÓN MAX. (bar) *MAX. PRESSURE (bar)*	PRESIÓN PUNTA (Bar) *MAX. PEAK PRESSURE (Bar)*	R.P.M.	CM^3/REV
BTD240D02	**BTD240I02**	30	30	250	300	3500	4
BTD260D02	**BTD260I02**	30	30	250	300	3500	6
BTD280D02	**BTD280I02**	30	30	250	300	3500	8
BTD2120D02	**BTD2120I02**	40	30	250	300	3500	12
BTD2140D02	**BTD2140I02**	40	30	250	300	3500	14
BTD2160D02	**BTD2160I02**	40	30	250	280	3500	16
BTD2200D02	**BTD2200I02**	40	30	250	280	3500	20
BTD2230D02	**BTD2230I02**	40	30	200	250	3000	23
BTD2250D02	**BTD2250I02**	40	30	200	250	3000	25
BTD2280D02	**BTD2280I02**	40	30	160	200	3000	28
BTD2300D02	**BTD2300I02**	40	30	160	200	3000	30

BTD...D=Giro derecha; BTD...I=Giro izquierda / BTD...D=Right; BTD...*I=Left / BTD...D=Droite; BTD...I=Gauche*

Tapa Bosch/eje cónico 1:5 brida Bosch Gr. II

Bosch Cov./Bosch Fl./Conical 1:5 Gr.II
Couverture Bosch/Br.Bosch/Conique 1:5 Gr.II

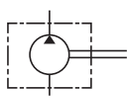

GIRO DCHA. *RIGHT TURN*	GIRO IZDA. *LEFT TURN*	ASPIRACIÓN *INLET*	PRESIÓN *PRESSURE*	PRESIÓN MAX. (bar) *MAX. PRESSURE (bar)*	PRESIÓN PUNTA (Bar) *MAX. PEAK PRESSURE (Bar)*	R.P.M.	CM^3/REV
BTD260D04	**BTD260I04**	40	35	250	300	3500	6
BTD280D04	**BTD280I04**	40	35	250	300	3500	8
BTD2120D04	**BTD2120I04**	40	35	250	300	3500	12
BTD2140D04	**BTD2140I04**	40	35	250	300	3500	14
BTD2160D04	**BTD2160I04**	40	35	250	300	3500	16
BTD2200D04	**BTD2200I04**	40	35	250	300	3500	20
BTD2230D04	**BTD2230I04**	40	35	200	250	3000	23
BTD2250D04	**BTD2250I04**	40	35	200	250	3000	25

BTD...D=Giro derecha; BTD...I=Giro izquierda / BTD...D=Right; BTD...*I=Left / BTD...D=Droite; BTD...I=Gauche*

Tapa eur/eje conico 1:8 brida roscada Gr.III

Eur.Cover/Threaded fl./Conical 1:8 Gr.III
Eur.Couverture/Br.Taraudée/Conique 1:8 Gr.III

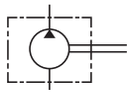

GIRO DCHA. *RIGHT TURN*	GIRO IZDA. *LEFT TURN*	ASPIRACIÓN *INLET*	PRESIÓN *PRESSURE*	PRESIÓN MAX. (bar) *MAX. PRESSURE (bar)*	PRESIÓN PUNTA (Bar) *MAX. PEAK PRESSURE (Bar)*	R.P.M.	CM^3/REV
BTD3220D01	**BTD3220I01**	3/4"	3/4"	200	250	3000	22
BTD3260D01	**BTD3260I01**	1"	3/4"	200	250	3000	26
BTD3280D01	**BTD3280I01**	1"	3/4"	200	250	3000	28
BTD3320D01	**BTD3320I01**	1"	3/4"	200	250	3000	32
BTD3360D01	**BTD3360I01**	1"	3/4"	200	250	3000	36
BTD3420D01	**BTD3420I01**	1"	3/4"	200	250	2800	42
BTD3460D01	**BTD3460I01**	1"	3/4"	200	250	2400	46
BTD3500D01	**BTD3500I01**	1"	3/4"	200	250	2400	50
BTD3550D01	**BTD3550I01**	1"	3/4"	200	250	2400	55

BTD...D=Giro derecha; BTD...I=Giro izquierda / BTD...D=Right; BTD...*I=Left / BTD...D=Droite; BTD...I=Gauche*

Bombas

Pumps
Pompes

Tapa eur/eje cónico 1:8 brida europea Gr.III

Eur.Cover/Eur. fl./Conical 1:8 Gr.III
Eur.Couverture/Br.Eur./Conique 1:8 Gr.III

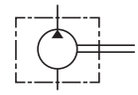

GIRO DCHA. *RIGHT TURN*	GIRO IZDA. *LEFT TURN*	ASPIRACIÓN *INLET*	PRESIÓN *PRESSURE*	PRESIÓN MAX. (bar) *MAX. PRESSURE (bar)*	PRESIÓN PUNTA (Bar) *MAX. PEAK PRESSURE (Bar)*	R.P.M.	CM^3/REV
BTD3220D02	**BTD3220I02**	40	40	200	250	3000	22
BTD3260D02	**BTD3260I02**	40	40	200	250	3000	26
BTD3280D02	**BTD3280I02**	40	40	200	250	3000	28
BTD3340D02	**BTD3340I02**	40	40	200	250	3000	34
BTD3390D02	**BTD3390I02**	40	40	200	250	3000	39
BTD3430D02	**BTD3430I02**	50	40	200	250	2800	43
BTD3460D02	**BTD3460I02**	50	40	200	250	2400	46
BTD3510D02	**BTD3510I02**	50	40	200	250	2400	51
BTD3550D02	**BTD3550I02**	50	40	200	250	2400	55

BTD...D=Giro derecha; BTD...I=Giro izquierda / BTD...D=Right; BTD...*I=Left / BTD...D=Droite; BTD...I=Gauche*

Kit juntas Bomba BTD

BTD pump joints kit
Kit joints pompe BTD

ARTÍCULO *PART Nº*	DESCRIPCIÓN *DESCRIPTION*
JRBTD3	PARA GRUPO 3. TrΔle®
JRBTD1-N	PARA GRUPO 1 ALTA PRES.TrΔle®
JRBTD2-N	PARA GRUPO 2 ALTA PRES. TrΔle®

Codo 90º para Brida Europea

90º flange with 3 fixing holes
Bride de fixation 90º taraudée femelle gaz- 3 trous de fixation

ARTÍCULO *PART Nº*	ASPIRACIÓN *INLET*	PRESIÓN *PRESSURE*	DESCRIPCIÓN *DESCRIPTION*	Ø
RP901038M	3/8" BSP	M6X20*	Para bomba grupo 1	30
RP901012M	1/2" BSP	M6X20*	Para bomba grupo 1	30
RP902012M	1/2" BSP	M8X25*	Para bomba grupo 2	40
RP902034M	3/4" BSP	M8X25*	Para bomba grupo 2	40
RP903A034M	3/4" BSP	M10X30*	Para bomba grupo 3	51
RP903A100M	1" BSP	M10X30*	Para bomba grupo 3	51

DELRAH® hydraulic

LINEA BASIC

Distribuidores / Empuñaduras y Selectoras

Directional control valves
Joysticks and Directional valves
Distributeurs Poignées et Sélecteurs

DELRAH® hydraulic

LINEA BASIC

Distribuidores *Control Valves* Distributeurs

Empuñaduras
Joysticks
Poignées

Selectoras
Directional Valves
Déviateurs

Distribuidores

Control Valves
Distributeurs

Doble efecto

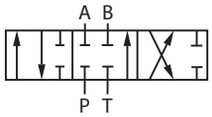

Simple efecto

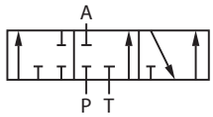

Distribuidor 3/8 BSP acc. palanca y retorno por muelle a posición central. Limit.

Control valve3/8 BSP. Lever operator and spring return to center.Relief valve
Distributeur 3/8 BSP. Commande manuelle, action par ressort. Limit. press.

ARTÍCULO *PART Nº*	ROSCA *THREAD*	CAUDAL MÁX. *MAX. FLOW (l/min)*	PRESIÓN MAX. (bar) *MAX. PRESSURE (bar)*	Nº PALANCAS *LEVERS*	
YFM35/1 3/8 1P DE	3/8" BSP	45	315	1	
YFM35/1 3/8 1P SE	3/8" BSP	45	315	1	
YFM35/2 3/8 2P DD	3/8" BSP	45	315	2	
YFM35/2 3/8 2P DS	3/8" BSP	45	315	2	
YFM35/3 3/8 3P DDD	3/8" BSP	45	315	3	
YFM35/3 3/8 3P DDS	3/8" BSP	45	315	3	
YFM35/4 3/8 4P DDDD	3/8" BSP	45	315	4	
YFM35/5 3/8 5P DDDDD	3/8" BSP	45	315	5	
YFM35/6 3/8 6P DDDDDD	3/8" BSP	45	315	6	

Distribuidor 1/2 BSP acc. palanca y retorno por muelle a posición central. Limit.

Control valve1/2 BSP. Lever operator and spring return to center.Relief valve
Distributeur 1/2 BSP. Commande manuelle, action par ressort. Limit. press.

ARTÍCULO *PART Nº*	ROSCA *THREAD*	CAUDAL MÁX. *MAX. FLOW (l/min)*	PRESIÓN MAX. (bar) *MAX. PRESSURE (bar)*	Nº PALANCAS *LEVERS*	
YFM55/1 1/2 1P DE	1/2" BSP	60	315	1	
YFM55/1 1/2 1P SE	1/2" BSP	60	315	1	
YFM55/2 1/2 2P DD	1/2" BSP	60	315	2	
YFM55/2 1/2 2P DS	1/2" BSP	60	315	2	
YFM55/3 1/2 3P DDD	1/2" BSP	60	315	3	
YFM55/3 1/2 3P DDS	1/2" BSP	60	315	3	
YFM55/4 1/2 4P DDDD	1/2" BSP	60	315	4	
YFM55/5 1/2 5P DDDDD	1/2" BSP	60	315	5	
YFM55/6 1/2 6P DDDDDD	1/2" BSP	60	315	6	

Corredera D.E. YFM

D.E. spool YFM
Tiroir D.E. YFM

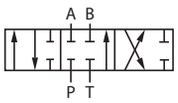

ARTÍCULO *PART Nº*	DISTRIBUIDOR *CONTROL VALVE*	
YFM35CORDE	YFM 35	
YFM55CORDE	YFM 55	

Corredera S.E. YFM

S.E. spool
Tiroir S.E.

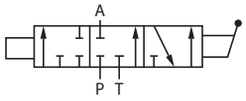

ARTÍCULO *PART Nº*	DISTRIBUIDOR *CONTROL VALVE*	
YFM35CORSE	YFM 35	
YFM55CORSE	YFM 55	

Corredera motor YFM

Motor spool YFM
Tiroir moteur YFM

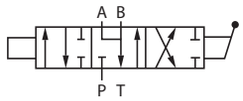

ARTÍCULO *PART Nº*	DISTRIBUIDOR *CONTROL VALVE*	
YFM35CORM	YFM 35	
YFM55CORM	YFM 55	

Enclavamiento 3 posiciones

3 positions detended spool control
Crantage 3 positions

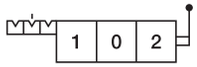

ARTÍCULO *PART Nº*	DISTRIBUIDOR *CONTROL VALVE*	
YFM35001	YFM 35	
YFM55001	YFM 55	

Accionamiento muelle standard

Standard spring spool control
Actionnement ressort standard

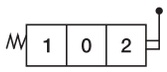

ARTÍCULO *PART Nº*	DISTRIBUIDOR *CONTROL VALVE*	
YFM35002	YFM 35	
YFM55002	YFM 55	

Accionamiento 3 posiciones enclavado central muelle

3 positions spool control locked
Actionnement 3 positions cranté centre ressort

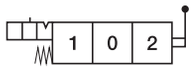

ARTÍCULO *PART Nº*	DESCRIPCIÓN *DESCRIPTION*	DISTRIBUIDOR *CONTROL VALVE*	
YFM35003	Enclavado-Central-Muelle	YFM 35	
YFM55003	Enclavado-Central-Muelle	YFM 55	

Accionamiento 3 posiciones muelle central enclavado

3 positions center spool control locked
Actionnement 3 positions ressort central cranté

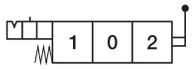

ARTÍCULO *PART Nº*	DESCRIPCIÓN *DESCRIPTION*	DISTRIBUIDOR *CONTROL VALVE*	
YFM35004	Muelle-Central-Enclavado	YFM35	
YFM55004	Muelle-Central-Enclavado	YFM 55	

Accionamiento neumático

Pneumatic spool control
Actionnement pneumatique

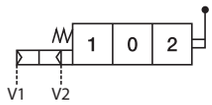

ARTÍCULO *PART Nº*	DISTRIBUIDOR *CONTROL VALVE*	
YFM55009	YFM 55	
YFM35010	YFM 35	

Válvulas limitadoras YFM35

Relief valves YFM35
Limiteurs de pression YFM35

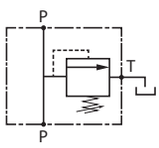

ARTÍCULO *PART Nº*	CAMPO REG. (bar) *REG. RATE (bar)*	DISTRIBUIDOR *CONTROL VALVE*	
YFM35008	40-80 bar	YFM 35	
YFM35013	60-200 bar	YFM 35	
YFM35009	160-315 bar	YFM 35	

Válvulas limitadoras YFM55

Relief valves YFM55
Limiteurs de pression YFM55

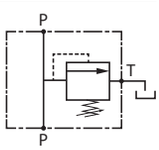

ARTÍCULO *PART Nº*	CAMPO REG. (bar) *REG. RATE (bar)*	DISTRIBUIDOR *CONTROL VALVE*	
YFM55005	40-80 bar	YFM 55	
YFM55008	160-315 bar	YFM 55	

Continuación presión

Carry over
Centre à suivre

ARTÍCULO *PART Nº*	DISTRIBUIDOR *CONTROL VALVE*	
YFM35005	YFM 35/55	

Distribuidores

Control Valves
Distributeurs

Portapalanca

Lever holder
Porte levier

1 | 0 | 2

ARTÍCULO *PART Nº*	DISTRIBUIDOR *CONTROL VALVE*	
YFM35006	YFM 35	
YFM55006	YFM 55	

Palanca

Lever
Levier

ARTÍCULO *PART Nº*	DISTRIBUIDOR *CONTROL VALVE*	
YFM35/55 001	YFM 35 / YFM 55	

Kit sirga

Cable kit
Kit Cable

1 | 0 | 2

ARTÍCULO *PART Nº*	DISTRIBUIDOR *CONTROL VALVE*	
YFM35007	YFM 35	
YFM55007	YFM 55	

Accionamientos a distancia

Remote controls
Commandes à distance

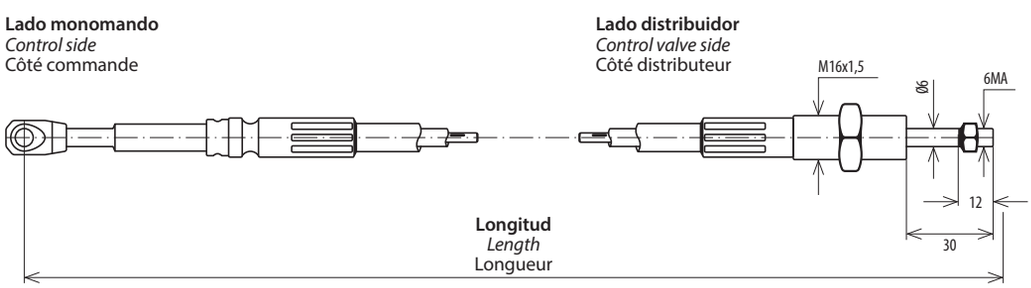

Este enganche sirve para todos nuestros monomandos y joysticks
It is used for all our controls and joysticks
S'utilise pour toutes nos commandes et poignées

Accionamiento Neumático
Pneumatic Control
Actionnement Pneumatique

Kit montaje cable distribuidor
Cable adapter
Adapteur pour câble

Referencia *Part nº* Référence	Marca *Brand* Marque	Distribuidor *Control valve* Distributeur
801022	BLB	FM 35
801023		BM 30 / BM 40 / FM 55
801024		BM 70 / FM 85
801050		BM 150
212042		BM40
212065		BM 70
Kit sirga 102	Roquet	102/1102
Kit sirga 402		402
Kit sirga 406		406
601022	Hydrocontrol	HCD2
211624		HD3/HCD10
211710		HCD2
212057		HCD6/HCD16
212084		HCD4L
212076	Nimco	CV452
501022	Walvoil	SD 4/5 - 16
211623		SD 4/5/6
212053		SD 10/11/14
212059		SD 8
YFM35007	TrΔle	YFM35
YFM55007		YFM55

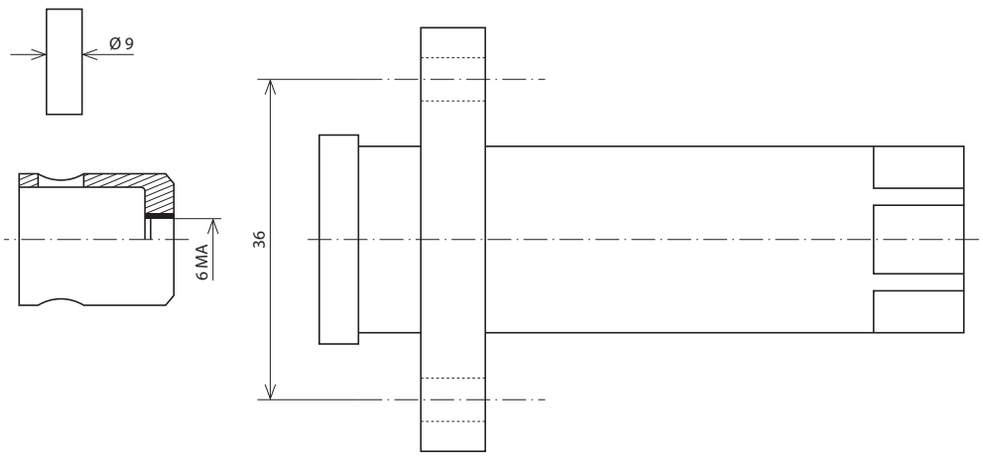

Con estos kits, de fácil montaje, se pueden utilizar nuestros cables con todos los distribuidores del mercado.

With these kits, of easy assembly, you can use our cables with all the hydraulic control valves of the market.

Avec ces kits, de montage facile, vous pouvez utiliser nos câbles avec tous les distributeurs du marché.

Distribuidor Eléctrico - 3/8

Electric Control Valve 3/8
Distributeur Eléctrique 3/8

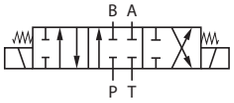

ARTÍCULO *PART Nº*	ROSCA *THREAD*	VOLTAJE (V) *VOLTAGE (V)*	CAUDAL MÁX. *MAX. FLOW (l/min)*	PRESIÓN MAX. (bar) *MAX. PRESSURE (bar)*	Nº PALANCAS *LEVERS*	
YE45/1 3/8 1P DE	3/8" BSP	12 VDC	45	250	1	
YE45/2 3/8 2P DD	3/8" BSP	12 VDC	45	250	2	
YE45/3 3/8 3P DDD	3/8" BSP	12 VDC	45	250	3	
YE45/4 3/8 4P DDDD	3/8" BSP	12 VDC	45	250	4	
YE45/5 3/8 5P DDDDD	3/8" BSP	12 VDC	45	250	5	
YE45/6 3/8 6P DDDDDD	3/8" BSP	12 VDC	45	250	6	
YE45/6 3/8 6P DDDDDD 24V	3/8" BSP	24 VDC	45	250	6	

Disponible con bobinas a 24 VDC / *Available with coils at 24 VDC* / Disponible avec bobines à 24 VDC

Distribuidor Eléctrico Manual - 3/8

Electric-Manual Control Valve 3/8
Distributeur Eléctrique Manual 3/8

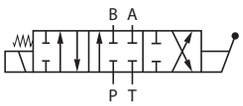

ARTÍCULO *PART Nº*	ROSCA *THREAD*	CAUDAL MÁX. *MAX. FLOW (l/min)*	PRESIÓN MAX. (bar) *MAX. PRESSURE (bar)*	
YEM45/1 3/8 1P DE 24DC	3/8" BSP	45	250	
YEM45/2 3/8 2P DD 24DC	3/8" BSP	45	250	
YEM45/3 3/8 3P DDD 24DC	3/8" BSP	45	250	
YEM45/1 3/8 1P DE	3/8" BSP	45	250	
YEM45/2 3/8 2P DD	3/8" BSP	45	250	
YEM45/3 3/8 3P DDD	3/8" BSP	45	250	
YEM45/4 3/8 4P DDDD	3/8" BSP	45	250	
YEM45/5 3/8 5P DDDDD	3/8" BSP	45	250	
YEM45/6 3/8 6P DDDDDD	3/8" BSP	45	250	

Corredera D.E. YE/YEM

D.E. spool YE/YEM
Tiroir D.E. YE/YEM

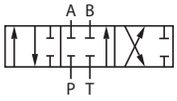

ARTÍCULO *PART Nº*	DISTRIBUIDOR *CONTROL VALVE*	
YFM45CORDE	YE 45	
YFME45CORDE	YEM 45	

Corredera motor YE 45

Motor spool YE 45
Tiroir moteur YE 45

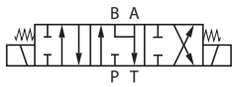

ARTÍCULO *PART Nº*	DISTRIBUIDOR *CONTROL VALVE*	
YFM45CORM	YE 45	

Corredera motor YEM 45

Motor spool YEM 45
Tiroir moteur YEM 45

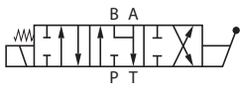

ARTÍCULO *PART Nº*	DISTRIBUIDOR *CONTROL VALVE*	
YFME45CORM	YEM 45	

Bobinas para distribuidores YE45

Control valve coils for YE45
Bobines pour distributeurs YE45

ARTÍCULO *PART Nº*	VOLTAJE (V) *VOLTAGE (V)*	DISTRIBUIDOR *CONTROL VALVE*	
YE45BOB12DC	12 VDC	YE 45	
YE45BOB24DC	24 VDC	YE 45	

Bobinas para distribuidores YEM45

Control valve coils for YEM45
Bobines pour distributeurs YEM45

ARTÍCULO *PART Nº*	VOLTAJE (V) *VOLTAGE (V)*	DISTRIBUIDOR *CONTROL VALVE*	
YEM45BOB12DC	12 VDC	YEM 45	
YEM45BOB24DC	24 VDC	YEM 45	

VER CATÁLOGO DE CONDUCCIONES HIDRÁULICAS Y NEUMÁTICAS /
SEE OUR HYDRAULIC AND PNEUMATIC CONNECTORS CATALOGUE /
VOIR NOTRE CATALOGUE DE CONNECTIQUE HYDRAULIQUE ET PNEUMATIQUE

FLEXIBLES HIDRÁULICOS

DELRAH® hydraulic

Flexible connectors
Flexibles hydrauliques

TUBO RÍGIDO

DELRAH® hydraulic

Pipe connectors
Connectique rigide

ACCESORIOS

DELRAH® hydraulic

Accessories
Accessoires

CONDUCCIONES NEUMÁTICAS

DELRAH® hydraulic

Pneumatic connectors
Connectique pneumatique

Empuñaduras Ergonómicas

Ergonomic Joysticks
Poignées ergonomiques

Vista parcial corte A / *Partial view A* / Vue partielle A

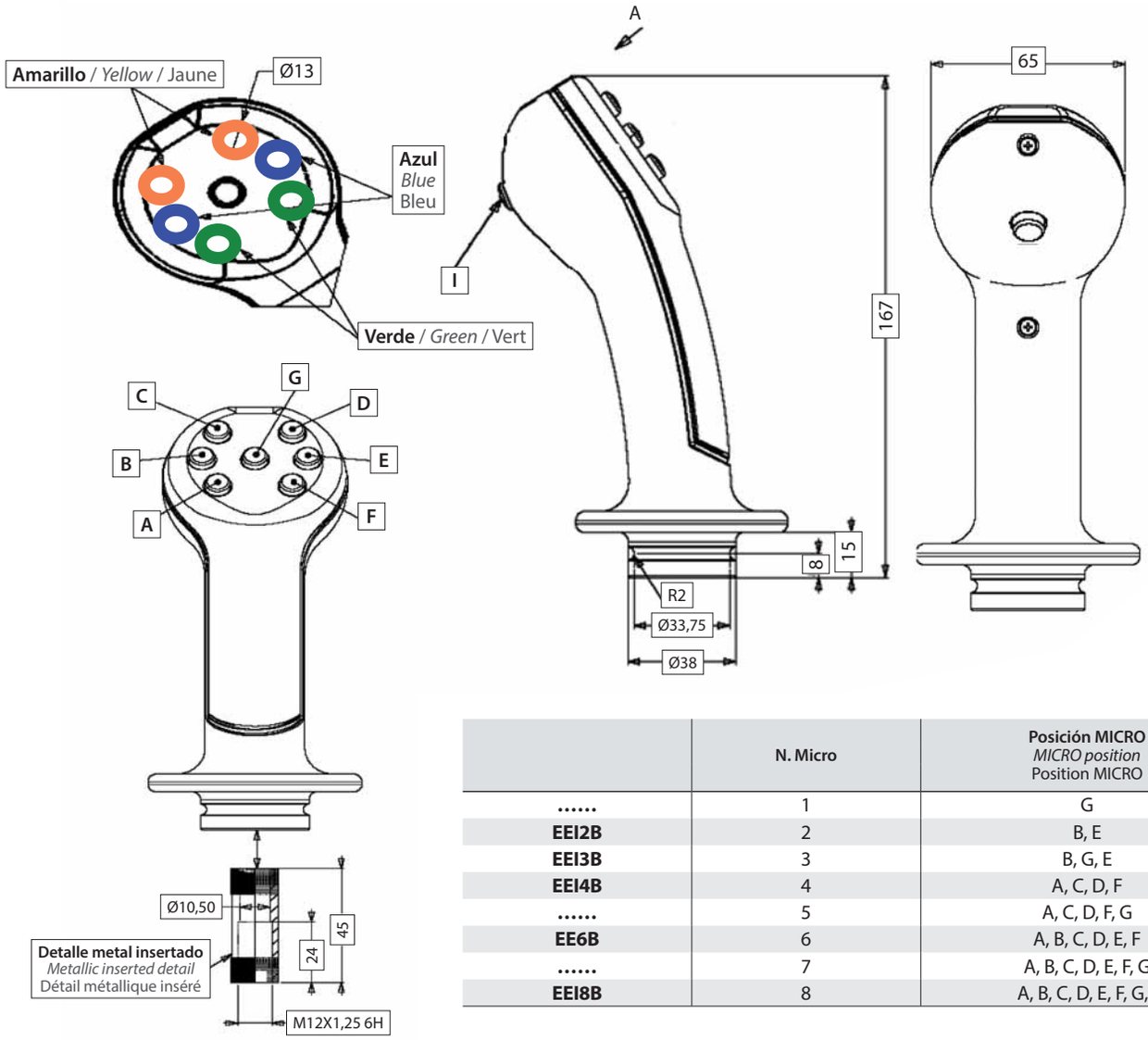

	N. Micro	Posición MICRO *MICRO position* Position MICRO
.....	1	G
EEI2B	2	B, E
EEI3B	3	B, G, E
EEI4B	4	A, C, D, F
.....	5	A, C, D, F, G
EE6B	6	A, B, C, D, E, F
.....	7	A, B, C, D, E, F, G
EEI8B	8	A, B, C, D, E, F, G, I

Esquema eléctrico / *Electrical diagram* / Schéma électrique

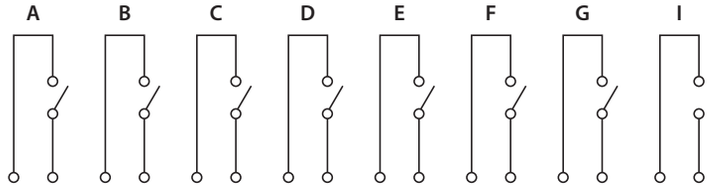

Color *Color* Couleur							
Negro *Black* Noir	**Azul** *Blue* Bleu	**Marrón** *Brown* Brun	**Marrón** *Brown* Brun	**Azul** *Blue* Bleu	**Negro** *Black* Noir	**Blanco** *White* Blanc	**Blanco** *White* Blanc

Vista isométrica con pulsador frontal / *Isometric view with front button* / Vue isométrique avec bouton frontal

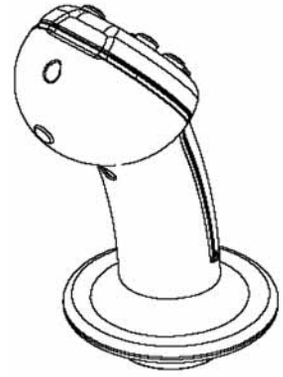

Empuñaduras

Joysticks
Poignées

Empuñaduras con botón e interruptor (racor incluido)

Joysticks with button and switch (with fitting)
Poignées avec bouton et interrupteur (livrée avec raccord)

ARTÍCULO *PART Nº*	DESCRIPCIÓN *DESCRIPTION*	
EE1B	Empuñadura 1 botón para 1 bobina	
EE1D	Empuñadora 1 interruptor balancín para 2 bobinas	

Empuñaduras ergonómicas

Ergonomic Joysticks
Poignées ergonomiques

ARTÍCULO *PART Nº*	Nº BOTONES *BUTTONS NR.*	
EEI2B	2	
EEI3B	3	
EEI4B	4	
EEI6B	6	
EEI8B	8	

Selectoras

Directional Valves
Déviateurs

Selectora apilable 6 vías 3/8 DC

Stackable electrodirectional control valves 6 ways 3/8 DC
Déviateur empilable 6 voies 3/8 DC

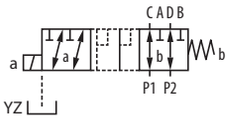

ARTÍCULO *PART Nº*	ROSCA *THREAD*	Nº VIAS *WAYS NR.*	VOLTAJE (V) *VOLTAGE (V)*	CAUDAL MÁX. *MAX. FLOW (l/min)*	PRESIÓN MAX. (bar) *MAX. PRESSURE (bar)*	Nº ELEMENTOS *ELEMENTS NR.*	
SA6V3812CC-1	3/8"	6	12VDC	50	250	1	
SA6V3812CC-2	3/8"	8	12VDC	50	250	2	
SA6V3812CC-3	3/8"	10	12VDC	50	250	3	
SA6V3812CC-4	3/8"	12	12VDC	50	250	4	
SA6V3824CC-1	3/8"	6	24VDC	50	250	1	
SA6V3824CC-2	3/8"	8	24VDC	50	250	2	
SA6V3824CC-3	3/8"	10	24VDC	50	250	3	

Ejemplo montaje selectora SA6V3812CC

Mounting example
Exemple de montage

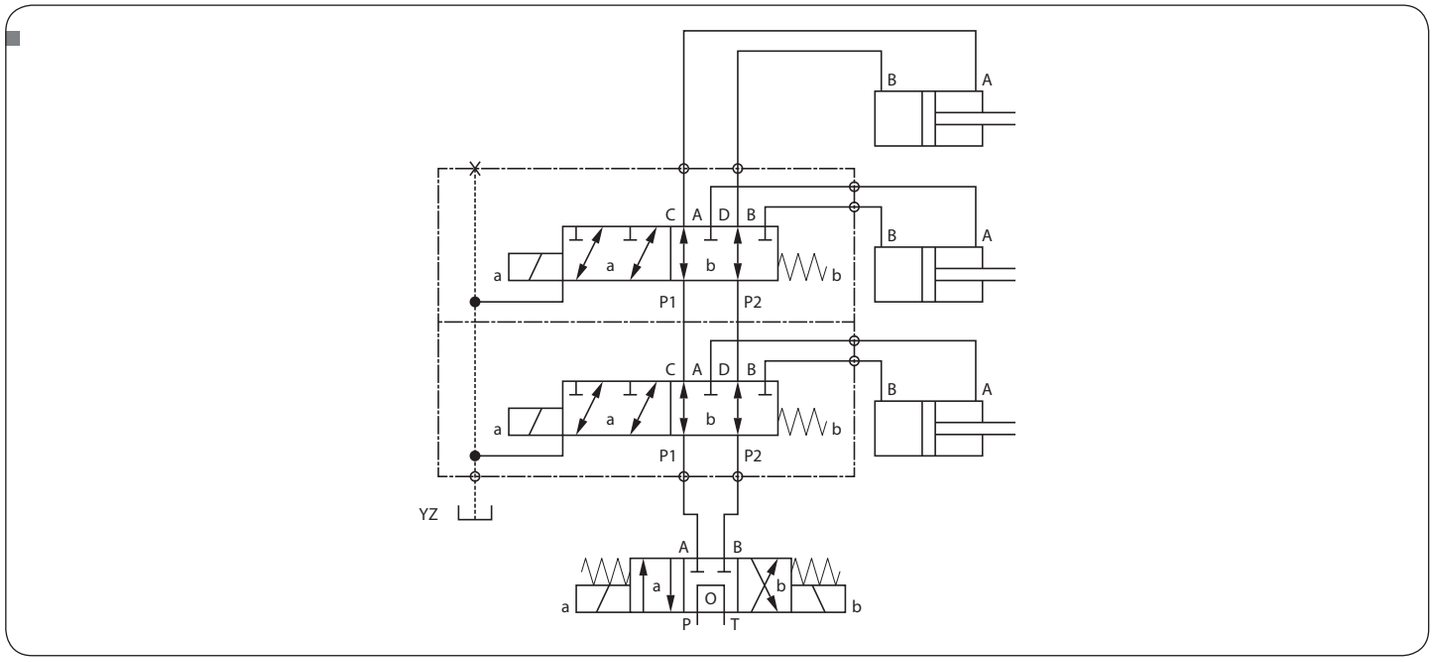

Selectora monobloque 8 vías Cetop 3 3/8 DC

Monoblock directional control valve 8 ways Cetop 3 3/8 DC
Déviateur monobloc 8 voies Cetop 3 3/8 DC

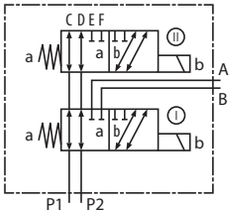

ARTÍCULO *PART Nº*	ROSCA *THREAD*	Nº VIAS *WAYS NR.*	VOLTAJE (V) *VOLTAGE (V)*	CAUDAL MÁX. *MAX. FLOW (l/min)*	PRESIÓN MAX. (bar) *MAX. PRESSURE (bar)*	
SM8V3812CC	3/8"	8	12 VDC	50	250	
SM8V3824CC	3/8"	8	24 VDC	50	250	

Selectoras

Directional Valves
Déviateurs

Selectora apilable 6 vías 1/2 DC

Stackable direction control valves 6 ways 1/2 DC
Sélecteur 6 voies 1/2 DC, apilable

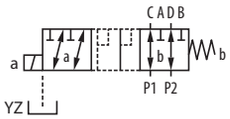

ARTÍCULO *PART Nº*	ROSCA *THREAD*	Nº VIAS *WAYS NR.*	VOLTAJE (V) *VOLTAGE (V)*	CAUDAL MÁX. *MAX. FLOW (l/min)*	PRESIÓN MAX. (bar) *MAX. PRESSURE (bar)*	Nº ELEMENTOS *ELEMENTS NR.*	€
SA6V1212CC-1	1/2"	6	12VDC	80	250	1	**255,96**
SA6V1212CC-2	1/2"	8	12VDC	80	250	2	**610,94**
SA6V1212CC-3	1/2"	10	12VDC	80	250	3	**866,91**
SA6V1224CC-1	1/2"	6	24VDC	80	250	1	**255,96**
SA6V1224CC-2	1/2"	8	24VDC	80	250	2	*
SA6V1224CC-3	1/2"	10	24VDC	80	250	3	**866,91**

Selectora 3 vías 1/2 DC

Direction control valves 3 ways 1/2 DC
Sélecteur 3 voies 1/2 DC

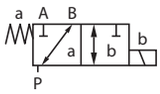

ARTÍCULO *PART Nº*	ROSCA *THREAD*	Nº VIAS *WAYS NR.*	VOLTAJE (V) *VOLTAGE (V)*	CAUDAL MÁX. *MAX. FLOW (l/min)*	PRESIÓN MAX. (bar) *MAX. PRESSURE (bar)*	€
S3V1212CC	1/2"	3	12 VDC	80	210	**157,78**
S3V1224CC	1/2"	3	24 VDC	80	210	**157,78**

DELRAH® hydraulic

LINEA BASIC

Válvulas hidráulicas

Hydraulic valves
Valves hydrauliques

DELRAH® hydraulic

LINEA BASIC

Válvulas hidráulicas

Hydraulic Valves
Valves hydrauliques

Válvulas eléctricas

Electrical Valves
Valves eléctriques

Válvulas hidráulicas

Hydraulic Valves
Valves hydrauliques

Válvula antirretorno en línea

Check-valve line mounting
Clapet antiretour simple en ligne

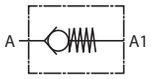

ARTÍCULO *PART Nº*	ROSCA *THREAD*	CAUDAL MÁX. *MAX. FLOW (l/min)*	PRESIÓN MAX. (bar) *MAX. PRESSURE (bar)*	TARAJE (bar) *SETTING (bar)*	
VT001004	1/4" BSP	12	350	0,5	
VT001006	3/8" BSP	30	350	0,5	
VT001008	1/2" BSP	45	320	0,5	
VT001012	3/4" BSP	85	300	0,5	
VT001016	1" BSP	140	250	0,5	

Válvula antirretorno simple pilotado

Pilot Operated Line Simple Check Valve
Clapet Antiretour Simple Piloté (en ligne)

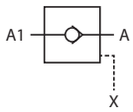

ARTÍCULO *PART Nº*	ROSCA *THREAD*	ROSCA *THREAD*	CAUDAL MÁX. *MAX. FLOW (l/min)*	PRESIÓN MAX. (bar) *MAX. PRESSURE (bar)*	
VT002004	1/4" BSP	1/4" BSP	12	350	
VT002006	3/8" BSP	1/4" BSP	30	310	
VT002008	1/2" BSP	1/4" BSP	45	310	

Válvula antirretorno simple bloque pilotado en línea - Aluminio

Pilot Operated Simple Check Valve in Block (Line)
Bloc avec Antiretour Simple Piloté en ligne-Aluminium

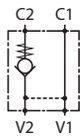

ARTÍCULO *PART Nº*	ROSCA *THREAD*	CAUDAL MÁX. *MAX. FLOW (l/min)*	PRESIÓN MAX. (bar) *MAX. PRESSURE (bar)*	
VT004006	3/8" BSP	30	250	
VT004008	1/2" BSP	45	250	

Válvula antirretorno doble bloque-línea Aluminio

Pilot Operated Double Check Valve in Block (Line)
Bloc avec Antiretour Double Piloté en Ligne-Aluminium

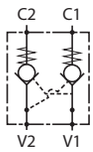

ARTÍCULO *PART Nº*	ROSCA *THREAD*	CAUDAL MÁX. *MAX. FLOW (l/min)*	PRESIÓN MAX. (bar) *MAX. PRESSURE (bar)*	
VT003006	3/8" BSP	25	250	
VT003008	1/2" BSP	45	250	

Válvulas hidráulicas

Hydraulic Valves
Valves hydrauliques

Válvula antirretorno doble bloque pilotado (en Te)

Hydro pilot operated double check valves in block (in T)
Bloc avec antiretour double piloté (en Té)

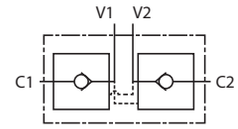

ARTÍCULO *PART Nº*	ROSCA *THREAD*	CAUDAL MÁX. *MAX. FLOW (l/min)*	PRESIÓN MAX. (bar) *MAX. PRESSURE (bar)*	
VT008004	1/4"	12	350	
VT008006	3/8"	30	300	
VT00800620	3/8"	20	300	
VT008008	1/2"	45	300	

Válvula antirretorno doble bloque pilotado, con racores

Hydropilot Operated Double Check Valves in Block with Banjo
Bloc avec Antiretour Double Piloté avec Raccords

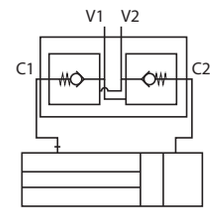

ARTÍCULO *PART Nº*	TUBO *PIPE*	ROSCA *THREAD*	DESCRIPCIÓN *DESCRIPTION*	CAUDAL MÁX. *MAX. FLOW (l/min)*	PRESIÓN MAX. (bar) *MAX. PRESSURE (bar)*	
VT008006202RO	12	3/8" BSP	2 racores	20	250	

Orientable con tubo para cuerpo VT008006202RO

Pipe for body VT008006202RO
Banjo avec tube pour Corps VT008006202RO

ARTÍCULO *PART Nº*	PRESIÓN MAX. (bar) *MAX. PRESSURE (bar)*	A	B	
50604012	250	42	12	
50604018	250	200	12	
50604019	250	300	12	
50604020	250	400	12	
50604021	250	500	12	

Regulador de caudal unidireccional

Unidirectional flow control valve
Régulateur débit unidirectionnel

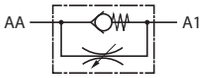

ARTÍCULO *PART Nº*	ROSCA *THREAD*	ROSCA *THREAD*	CAUDAL MÁX. *MAX. FLOW (l/min)*	PRESIÓN MAX. (bar) *MAX. PRESSURE (bar)*	GRADO DE FILTRACIÓN *FILTRATION DEGREE*	
FT251U04	1/4" G	M17x1	12	350	25	
FT251U06	3/8" G	M20X1	30	350	25	
FT251U08	1/2" BSP	M25x1,5	45	350	25	
FT251U12	3/4" G	M30x1,5	85	350	25	
FT251U16	1" G	M40x1,5	125	320	25	

Regulador de caudal bidireccional

Bidirectional flow control valve
Régulateur débit bidirectionnel

ARTÍCULO *PART Nº*	ROSCA *THREAD*	ROSCA *THREAD*	CAUDAL MÁX. *MAX. FLOW (l/min)*	PRESIÓN MAX. (bar) *MAX. PRESSURE (bar)*	GRADO DE FILTRACIÓN *FILTRATION DEGREE*	
FT251B04	1/4" G	M17x1	12	350	25	
FT251B06	3/8" G	M20x1	30	350	25	
FT251B08	1/2"G	M25x1,5	45	350	25	
FT251B12	3/4" G	M30x1,5	85	350	25	
FT251B16	1" G	M40x1,5	125	350	25	

Regulador de caudal compensado 3 vías -Tipo VRF

Compensated flow control valve 3 ways - Type VR
Régulateur débit compensé 3 voies - Type VR

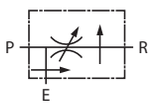

ARTÍCULO *PART Nº*	ROSCA *THREAD*	PRESIÓN MAX. (bar) *MAX. PRESSURE (bar)*	
VRF38	3/8" BSP	250	
VRF12	1/2" BSP	250	
VRF34	3/4" BSP	250	

Regulador de caudal compensado 3 vías -Tipo FPVP

Compensated flow control valve 3 ways - Type FPVP
Régulateur débit compensé 3 voies - Type FPVP

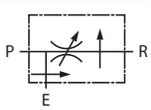

ARTÍCULO *PART Nº*	ROSCA *THREAD*	CAUDAL MÁX. *MAX. FLOW (l/min)*	PRESIÓN MAX. (bar) *MAX. PRESSURE (bar)*	€
FPVP 3/4 S G	3/4" BSPP	150	350	**402,44**

Válvulas hidráulicas

Hydraulic Valves
Valves hydrauliques

Estrangulador bidireccional (regulable)

Adjustable restrictor valve - bidirectional
Étrangleur réglable bidirectionnel

ARTÍCULO *PART Nº*	ROSCA *THREAD*	CAUDAL MÁX. *MAX. FLOW (l/min)*	PRESIÓN MAX. (bar) *MAX. PRESSURE (bar)*	€
VT010004	1/4″	12	350	
VT010006	3/8″	30	350	
VT010008	1/2″	45	310	

Estrangulador unidireccional (regulable)

Adjustable restrictor valve - unidirectional
Étrangleur réglable unidirectionnel

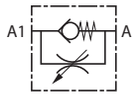

ARTÍCULO *PART Nº*	ROSCA *THREAD*	CAUDAL MÁX. *MAX. FLOW (l/min)*	PRESIÓN MAX. (bar) *MAX. PRESSURE (bar)*	
VT009004	1/4″	12	350	
VT009006	3/8″	30	350	
VT009008	1/2″	45	310	

Conmutadora o selectora

Switchboard or directional valve
Commuteur ou selecteur

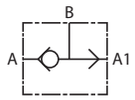

ARTÍCULO *PART Nº*	ROSCA *THREAD*	CAUDAL MÁX. *MAX. FLOW (l/min)*	PRESIÓN MAX. (bar) *MAX. PRESSURE (bar)*	
VT005004	1/4″	25	350	
VT005006	3/8″	50	350	

Válvula paracaídas macho-hembra

Hose break valve (male-female)
Valve parachute male-femelle

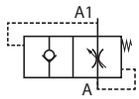

ARTÍCULO *PART Nº*	ROSCA *THREAD*	CAUDAL MÁX. *MAX. FLOW (l/min)*	PRESIÓN MAX. (bar) *MAX. PRESSURE (bar)*	
VT007004	1/4″	25	350	
VT007006	3/8″	50	350	
VT007008	1/2″	80	350	

Válvula paracaídas hembra-hembra

Hose break valve (female-female)
Valve parachute femelle-femelle

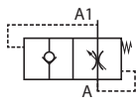

ARTÍCULO *PART Nº*	ROSCA *THREAD*	CAUDAL MÁX. *MAX. FLOW (l/min)*	PRESIÓN MAX. (bar) *MAX. PRESSURE (bar)*	
VT006004	1/4″	25	350	
VT006006	3/8″	50	350	
VT006008	1/2″	80	350	

Válvulas hidráulicas

Hydraulic Valves
Valves hydrauliques

Limit.pres.línea/regulación tornillo- alum.

Pressure control valve in line (control screw)
Limiteur pression en ligne/régulation par vis- aluminium

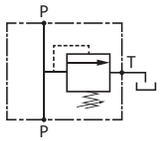

ARTÍCULO *PART Nº*	ROSCA *THREAD*	CAUDAL MÁX. *MAX. FLOW (l/min)*	PRESIÓN MAX. (bar) *MAX. PRESSURE (bar)*	TARAJE (bar) *SETTING (bar)*	CAMPO REG. (bar) *REG. RATE (bar)*	COLOR *COLOUR*	
VT0110064035	3/8" BSP	40	250	80	80-350	Rojo	
VT0110087035	1/2" BSP	80	250	80	80-350	Rojo	

Overcenter doble efecto (en línea)

Double acting overcenter (in line)
Overcenter effet double (en ligne)

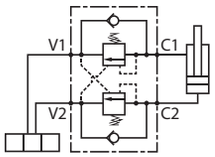

ARTÍCULO *PART Nº*	ROSCA *THREAD*	CAUDAL MÁX. *MAX. FLOW (l/min)*	PRESIÓN MAX. (bar) *MAX. PRESSURE (bar)*	TARAJE (bar) *SETTING (bar)*	CAMPO REG. (bar) *REG. RATE (bar)*	
VT0120063535	3/8" BSP	50	350	280	80 - 350	
VT0120085035	1/2" BSP	50	350	280	80 - 350	

Válvula secuencia con antirretorno

Sequence valve with check valve
Valve de séquence avec antiretour

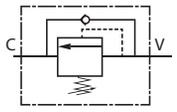

ARTÍCULO *PART Nº*	ROSCA *THREAD*	CAUDAL MÁX. *MAX. FLOW (l/min)*	PRESIÓN MAX. (bar) *MAX. PRESSURE (bar)*	TARAJE (bar) *SETTING (bar)*	CAMPO REG. (bar) *REG. RATE (bar)*	
VS2C3/8	3/8" BSP	35	350	90	10 - 180	
VS2C3/8 20-100	3/8" BSP	35	350	75	20 - 100	
VS2C3/8 50-250	3/8" BSP	35	350	130	50 - 250	
VS2C1/2	1/2" BSP	70	350	90	10 - 180	
VS2C1/2 20-100	1/2" BSP	70	350	75	20 - 100	
VS2C1/2 50-250	1/2" BSP	70	350	130	50 - 250	

Protector de manómetro en línea MF-TL

Pressure Gauge Protector (in-line) MF-TL
Isolateur de manomètre (en ligne) MF-TL

ARTÍCULO *PART Nº*	ROSCA *THREAD*	ROSCA *THREAD*	DESCRIPCIÓN *DESCRIPTION*	PRESIÓN MAX. (bar) *MAX. PRESSURE (bar)*	
FT29004	1/4" BSP	1/4" BSPT	RECTO	350	
FT29104	1/4" BSP	1/4" BSPT	90º	350	

Adaptador para manómetro en línea TL-MF

Pressure Gauge Adaptor (in-line) Swivel Female-Fixed Male
Adapteur pour manomètre (en ligne) Fem. Tournante-Mâle Fixe

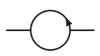

ARTÍCULO *PART Nº*	ROSCA *THREAD*	ROSCA *THREAD*	
FT29942	1/4" BSP	1/2" BSPT	
FT29944	1/4" BSP	1/4" BSPT	

Válvulas eléctricas

Electrical Valves
Valves eléctriques

Válvula bidireccional N.A.

Normally open bidirect.valve
Valve bidirectionnelle norm. ouverte

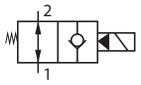

ARTÍCULO *PART Nº*	ROSCA *THREAD*	ROSCA *THREAD*	VOLTAJE (V) *VOLTAGE (V)*	CAUDAL MÁX. *MAX. FLOW (l/min)*	
VCF12NA12CC	1/2" BSP	7/8"-14UNF-2A	12CC	70	
VCF12NA24CC	1/2" BSP	7/8"-14UNF-2A	12CC	70	
VCF38NA12CC	3/8" BSP	3/4"-16 UNF-2A	12CC	40	
VCF38NA24CC	3/8" BSP	3/4"-16 UNF-2A	24CC	40	
VCF34NA12CC	3/4" BSP	1"1/16-16UNF-2A	12CC	140	
VCF34NA24CC	3/4" BSP	1"1/16-16UNF-2A	24CC	140	

Válvula bidireccional N.C.

Normally closed bidirect.valve
Valve bidirectionnelle norm. fermée

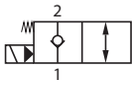

ARTÍCULO *PART Nº*	ROSCA *THREAD*	ROSCA *THREAD*	VOLTAJE (V) *VOLTAGE (V)*	CAUDAL MÁX. *MAX. FLOW (l/min)*	PRESIÓN MAX. (bar) *MAX. PRESSURE (bar)*	
VCF12NC12CC	1/2" BSP	7/8"-14UNF-2A	12CC	70	250	
VCF12NC24CC	1/2" BSP	7/8"-14UNF-2A	24CC	70	250	
VCF38NC12CC	3/8" BSP	3/4"-16UNF-2A	12CC	40	250	
VCF38NC24CC	3/8" BSP	3/4"-16UNF-2A	24CC	40	250	
VCF34NC12CC	3/4" BSP	1"1/16-16UNF-2A	12CC	140	250	
VCF34NC24CC	3/4" BSP	1"1/16-16UNF-2A	24CC	140	250	

Válvula bidireccional N.C. con doble antirretorno

Normally closed bidirect.valve with double check valve
Valve bidirectionnelle norm. fermée avec antiretour double

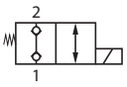

ARTÍCULO *PART Nº*	ROSCA *THREAD*	ROSCA *THREAD*	CAUDAL MÁX. *MAX. FLOW (l/min)*	PRESIÓN MAX. (bar) *MAX. PRESSURE (bar)*	
VCFDA1212NC	1/2" BSP	7/8"-14 UNF-2A	70	250	
VCFDA1224NC	1/2" BSP	7/8"-14UNF-2A	70	250	
VCFDA3812NC	3/8" BSP	3/4"-16UNF-2A	40	250	
VCFDA3824NC	3/8" BSP	3/4"-16UNF-2A	40	250	
VCFDA3412CC	3/4" BSP	1"1/16-16UNF	140	250	
VCFDA3424CC	3/4" BSP	1"1/16-16UNF	140	250	

Bobinas

Coils
Bobines

ARTÍCULO *PART Nº*	VOLTAJE (V) *VOLTAGE (V)*	POTENCIA (W) *POWER (W)*	PROTECCIÓN (IP) *PROTECTION (IP)*	
BOF220AC	220 VAC	20 W	IP 65	
BOF3412CC	12 VDC	20 W	IP 65	
BOF3424CC	24 VDC	20 W	IP 65	
BOF3812CC	12 VDC	20 W	IP 65	
BOF3824CC	24 VDC	20 W	IP 65	
BOF38220AC	220 VAC	20 W	IP 65	
BOF1212CC	12 VDC	20 W	IP 65	
BOF1224CC	24 VDC	20 W	IP 65	
BOF12220AC	220 VAC	20 W	IP 65	

Válvulas eléctricas

Electrical Valves
Valves eléctriques

Válvulas de acc. eléctrico insertable abierta

Electrical action.inserted valve opened
Valves d'accionem. électrique inserée ouverte

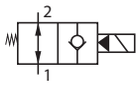

ARTÍCULO *PART Nº*	ROSCA *THREAD*	TAMAÑO *SIZE*	CAUDAL MÁX. *MAX. FLOW (l/min)*	PRESIÓN MAX. (bar) *MAX. PRESSURE (bar)*	
VENA08F	3/4-16UNF	8	50	250	
VENA10F	7/8-14UNF	10	70	250	
VENA12F	1"1/16-12UNF	12	140	250	

Válvulas de acc. eléctrico insertable cerrada

Electrical action.inserted valve closed
Valves d'accionem. électrique inserée fermée

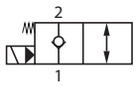

ARTÍCULO *PART Nº*	ROSCA *THREAD*	TAMAÑO *SIZE*	CAUDAL MÁX. *MAX. FLOW (l/min)*	PRESIÓN MAX. (bar) *MAX. PRESSURE (bar)*	
VENC08F	3/4-16UNF	8	50	250	
VENC10F	7/8-14UNF	10	70	250	
VENC12F	1"1/16-12UNF	12	140	250	

Válvulas de acc. eléctrico insertable 3 vías

Electrical action.inserted valve 3 ways
Valves d'accionem. électrique inserée 3 voies

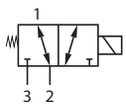

ARTÍCULO *PART Nº*	ROSCA *THREAD*	TAMAÑO *SIZE*	CAUDAL MÁX. *MAX. FLOW (l/min)*	
VECO08F	3/4-16UNF	8	50	

Bloque 2 vías

Bloc 2 ways
Bloque 2 voies

ARTÍCULO *PART Nº*	ROSCA *THREAD*	ROSCA *THREAD*	
CVE08F	3/4-16UNF	3/8" BSP	
CVE10F	7/8-14UNF	1/2" BSP	
CVE12F	1"1/16-12UNF	3/4" BSP	

Bloque 3 vías

Bloc 3 ways
Bloque 3 voies

ARTÍCULO *PART Nº*	ROSCA *THREAD*	ROSCA *THREAD*	
CVE308F	3/4-16UNF	1/4" BSP	

DELRAH® hydraulic

LINEA BASIC

Electroválvulas

Directional valves
Électro-distributeurs

DELRAH® hydraulic

LINEA BASIC

Electroválvulas NG6

Directional Valves NG6

Électro-distributeurs NG6

Electroválvulas NG10

Directional Valves NG10

Électro-distributeurs NG10

Electroválvulas NG16

Directional Valves NG16

Électrodistributeurs NG16

Electroválvulas NG6

Directional Valves NG6
Électro-distributeurs NG6

Electroválvula Direccional NG6 Corredera nº1

Directional Valve NG6 - Spool nº1
Électro NG6-Tiroir nº1

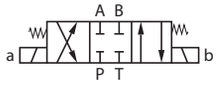

ARTÍCULO *PART Nº*	TAMAÑO *SIZE*	VOLTAJE (V) *VOLTAGE (V)*	CAUDAL MÁX. *MAX. FLOW (l/min)*	PRESIÓN MAX. (bar) *MAX. PRESSURE (bar)*	
KVNG6-1-12CC H	NG-6	12 VDC	60	315	
KVNG6-1-24CC H	NG-6	24 VDC	60	315	
KVNG6-1-110CA H	NG-6	110 VAC	60	315	
KVNG6-1-220CA H	NG-6	220 VAC	60	315	

Electroválvula Direccional NG6 Corredera nº2

Directional Valve NG6 - Spool nº2
Électro NG6-Tiroir nº2

ARTÍCULO *PART Nº*	TAMAÑO *SIZE*	VOLTAJE (V) *VOLTAGE (V)*	CAUDAL MÁX. *MAX. FLOW (l/min)*	PRESIÓN MAX. (bar) *MAX. PRESSURE (bar)*	
KVNG6-2-12CC H	NG-6	12 VDC	60	315	
KVNG6-2-24CC H	NG-6	24 VDC	60	315	
KVNG6-2-110CA H	NG-6	110 VAC	60	315	
KVNG6-2-220CA H	NG-6	220 VAC	60	315	

Electroválvula Direccional NG6 Corredera nº3

Directional Valve NG6 - Spool nº3
Électro NG6-Tiroir nº3

ARTÍCULO *PART Nº*	TAMAÑO *SIZE*	VOLTAJE (V) *VOLTAGE (V)*	CAUDAL MÁX. *MAX. FLOW (l/min)*	PRESIÓN MAX. (bar) *MAX. PRESSURE (bar)*	
KVNG6-3-12CC H	NG-6	12 VDC	60	315	
KVNG6-3-24CC H	NG-6	24 VDC	60	315	
KVNG6-3-110CA H	NG-6	110 VAC	60	315	
KVNG6-3-220CA H	NG-6	220 VAC	60	315	

Electroválvula Direccional NG6 Corredera nº6

Directional Valve NG6 - Spool nº6
Électro NG6-Tiroir nº6

ARTÍCULO *PART Nº*	TAMAÑO *SIZE*	VOLTAJE (V) *VOLTAGE (V)*	CAUDAL MÁX. *MAX. FLOW (l/min)*	PRESIÓN MAX. (bar) *MAX. PRESSURE (bar)*	
KVNG6-6-12CC H	NG-6	12 VDC	60	315	
KVNG6-6-24CC H	NG-6	24 VDC	60	315	
KVNG6-6-110CA H	NG-6	110 VAC	60	315	
KVNG6-6-220CA H	NG-6	220 VAC	60	315	

Electroválvulas NG6

Directional Valves NG6
Électro-distributeurs NG6

Electroválvula Direccional NG6 Corredera nº3A

Directional Valve NG6 - Spool nº3A
Électro NG6-Tiroir nº3A

ARTÍCULO *PART Nº*	TAMAÑO *SIZE*	VOLTAJE (V) *VOLTAGE (V)*	CAUDAL MÁX. *MAX. FLOW (l/min)*	PRESIÓN MAX. (bar) *MAX. PRESSURE (bar)*	
KVNG6-3A-12CC H	NG-6	12 VDC	60	315	
KVNG6-3A-24CC H	NG-6	24 VDC	60	315	
KVNG6-3A-110CA H	NG-6	110 VAC	60	315	
KVNG6-3A-220CA H	NG-6	220 VAC	60	315	

Electroválvula Direccional NG6 Corredera nº41A

Directional Valve NG6 - Spool nº41A
Électro NG6-Tiroir nº41A

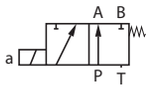

ARTÍCULO *PART Nº*	TAMAÑO *SIZE*	VOLTAJE (V) *VOLTAGE (V)*	CAUDAL MÁX. *MAX. FLOW (l/min)*	PRESIÓN MAX. (bar) *MAX. PRESSURE (bar)*	
KVNG6-41A-220CA H	NG-6	220 VAC	60	315	
KVNG6-41A-12CC H	NG-6	12 VDC	60	315	
KVNG6-41A-24CC H	NG-6	24 VDC	60	315	

Electroválvula Direccional NG6 Corredera nº51A

Directional Valve NG6 - Spool nº51A
Électro NG6-Tiroir nº51A

ARTÍCULO *PART Nº*	TAMAÑO *SIZE*	VOLTAJE (V) *VOLTAGE (V)*	CAUDAL MÁX. *MAX. FLOW (l/min)*	PRESIÓN MAX. (bar) *MAX. PRESSURE (bar)*	
KVNG6-51A-12CC H	NG-6	12 VDC	60	315	
KVNG6-51A-24CC H	NG-6	24 VDC	60	315	
KVNG6-51A-110CA H	NG-6	110 VAC	60	315	
KVNG6-51A-220CA H	NG-6	220 VAC	60	315	

Electroválvula Direccional NG6 Corredera nº3B

Directional Valve NG6 - Spool nº3B
Électro NG6-Tiroir nº3B

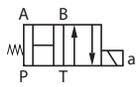

ARTÍCULO *PART Nº*	TAMAÑO *SIZE*	VOLTAJE (V) *VOLTAGE (V)*	CAUDAL MÁX. *MAX. FLOW (l/min)*	PRESIÓN MAX. (bar) *MAX. PRESSURE (bar)*	
KVNG6-3B-24CC H	NG-6	24 VDC	60	315	
KVNG6-3B-220CA H	NG-6	220 VAC	60	315	

Bobinas NG6

Coil NG6
Bobines NG6

ARTÍCULO *PART Nº*	TAMAÑO *SIZE*	VOLTAJE (V) *VOLTAGE (V)*	
MR-6-110CA H	NG-6	110 VAC	
MR-6-12CC H	NG-6	12 VDC	
MR-6-220CA H	NG-6	220 VAC	
MR-6-24CC H	NG-6	24 VDC	

Consultar disponibilidad de bobinas a 60 Hz / Consult availability for 60 Hz coils / Consult*ez disponibilité des bobinas à 60 Hz*

Válvulas Antirretorno NG6 en B

Check Valve NG6 in B
Valves Antiretours NG6 en B

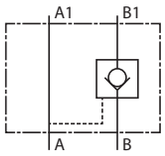

ARTÍCULO *PART Nº*	TAMAÑO *SIZE*	DESCRIPCIÓN *DESCRIPTION*	
APKV-6-B H	NG-6	Antiretorno en B	

Válvulas Antirretorno NG6 en A y B

Check Valve NG6 in A and B
Valves Antiretours NG6 en A et B

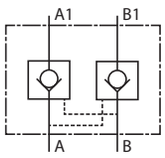

ARTÍCULO *PART Nº*	TAMAÑO *SIZE*	DESCRIPCIÓN *DESCRIPTION*	
APKV-6-D H	NG-6	Antirretorno en A y B	

Válvulas Antirretorno no pilotado NG6 en A

Check Valve NG6 without pilot in A
Valves Antiretours sans pilotage NG6 en A

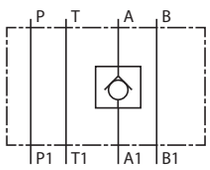

ARTÍCULO *PART Nº*	TAMAÑO *SIZE*	DESCRIPCIÓN *DESCRIPTION*	
AKV-6-A H	NG-6	Antirretorno en A	

Válvulas Antirretorno no pilotado NG6 en B

Check Valve NG6 without pilot in B
Valves Antiretours sans pilotage NG6 en B

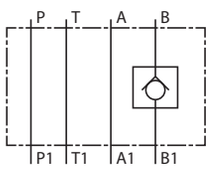

ARTÍCULO *PART Nº*	TAMAÑO *SIZE*	DESCRIPCIÓN *DESCRIPTION*	
AKV-6-B H	NG-6	Antirretorno en B	

Válvulas Antirretorno no pilotado NG6 en A y B

Check Valve NG6 without pilot in A and B
Valves Antiretours sans pilotage NG6 en A et B

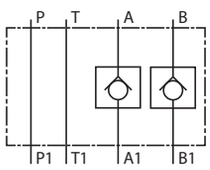

ARTÍCULO *PART Nº*	TAMAÑO *SIZE*	DESCRIPCIÓN *DESCRIPTION*	
AKV-6-D H	NG-6	Antirretorno en A y B	

Electroválvulas NG6

Directional Valves NG6
Électro-distributeurs NG6

Válvulas Antirretorno no pilotado NG6 en P

Check Valve NG6 without pilot in P
Valves Antiretours sans pilotage NG6 en P

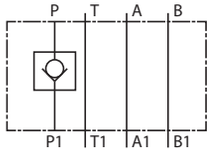

ARTÍCULO *PART Nº*	TAMAÑO *SIZE*	DESCRIPCIÓN *DESCRIPTION*	
AKV-6-P H	NG-6	Antirretorno en P	

Válvulas Reguladoras de Caudal NG6

Flow Control Valve NG6
Étrangleur de Débit NG6

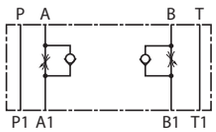

ARTÍCULO *PART Nº*	TAMAÑO *SIZE*	DESCRIPCIÓN *DESCRIPTION*	
RCKV-6-D H	NG-6	Estrangulador en A y B	

Placa base NG6 Montaje en Serie o Tandem sin Limitadora

Subplates for directional valve NG6 without relief valve
Embase pour éléctro-distributeur-NG6, Sans Limiteur, en Série ou Tandem

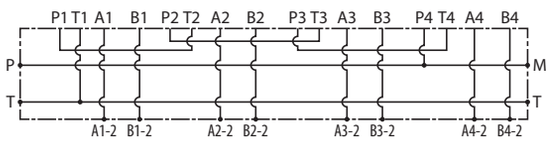

ARTÍCULO *PART Nº*	ROSCA *THREAD*	DESCRIPCIÓN *DESCRIPTION*	Nº ELECTROVÁLVULAS *DIRECT. VALVES NR.*	
PF2SL H	3/8" BSP	Salidas A y B laterales	2	
PF3SL H	3/8" BSP	Salidas A y B laterales	3	
PF4SL H	3/8" BSP	Salidas A y B laterales	4	

Placa base NG6 Montaje en Paralelo sin Limitadora

Subplates for directional valve NG6 without relief valve, parallel
Embase pour éléctro-distributeur NG6, Sans Limiteur, en parallèle

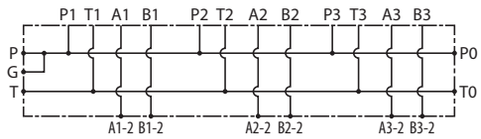

ARTÍCULO *PART Nº*	ROSCA *THREAD*	DESCRIPCIÓN *DESCRIPTION*	Nº ELECTROVÁLVULAS *DIRECT. VALVES NR.*	
PF2PL H	3/8" BSP	Salidas A y B laterales	2	
PF3PL H	3/8" BSP	Salidas A y B laterales	3	
PF4PL H	3/8" BSP	Salidas A y B laterales	4	
PF5PL H	3/8" BSP	Salidas A y B laterales	5	
PF6PL H	3/8" BSP	Salidas A y B laterales	6	
PF7PL H	3/8" BSP	Salidas A y B laterales	7	
PF8PL H	3/8" BSP	Salidas A y B laterales	8	
PF9PL H	3/8" BSP	Salidas A y B laterales	9	

Placa base NG6 Montaje en Serie o Tandem con Limitadora

Subplates for directional valve NG6 with relief valve
Embase pour éléctro-distributeur NG6, Avec Limiteur, en Série ou Tandem

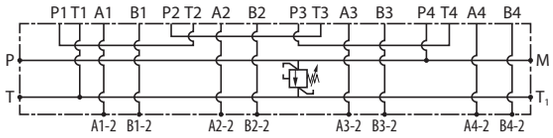

ARTÍCULO *PART Nº*	ROSCA *THREAD*	DESCRIPCIÓN *DESCRIPTION*	Nº ELECTROVÁLVULAS *DIRECT. VALVES NR.*	
PF2SLCL180 H	3/8" BSP	Salidas A y B laterales	2	
PF3SLCL180 H	3/8" BSP	Salidas A y B laterales	3	
PF4SLCL180 H	3/8" BSP	Salidas A y B laterales	4	

Placa base NG6 Montaje en Paralelo con Limitadora

Subplates for directional valves NG6 with relief valve, parallel
Embase pour éléctro-distributeur NG6, Avec Limiteur, en Parallèle

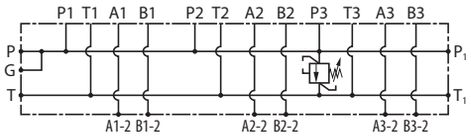

ARTÍCULO *PART Nº*	ROSCA *THREAD*	DESCRIPCIÓN *DESCRIPTION*	Nº ELECTROVÁLVULAS *DIRECT. VALVES NR.*	
PF2PLCL180 H	3/8" BSP	Salidas A y B laterales	2	
PF3PLCL180 H	3/8" BSP	Salidas A y B laterales	3	
PF4PLCL180 H	3/8" BSP	Salidas A y B laterales	4	
PF5PLCL180 H	3/8" BSP	Salidas A y B laterales	5	
PF6PLCL180 H	3/8" BSP	Salidas A y B laterales	6	
PF7PLCL180 H	3/8" BSP	Salidas A y B laterales	7	
PF8PLCL180 H	3/8" BSP	Salidas A y B laterales	8	
PF9PLCL180 H	3/8" BSP	Salidas A y B laterales	9	

Electroválvulas NG10

Directional Valves NG10
Électro-distributeurs NG10

Electroválvula Direccional NG10 Corredera nº1

Directional Valve NG10 - Spool nº1
Électro NG10-Tiroir nº1

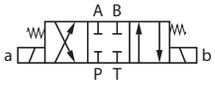

ARTÍCULO *PART Nº*	TAMAÑO *SIZE*	VOLTAJE (V) *VOLTAGE (V)*	CAUDAL MÁX. *MAX. FLOW (l/min)*	PRESIÓN MAX. (bar) *MAX. PRESSURE (bar)*	
KVNG10-1-12CC H	NG-10	12 VDC	120	315	
KVNG10-1-24CC H	NG-10	24 VDC	120	315	
KVNG10-1-110CA H	NG-10	110 VAC	120	315	
KVNG10-1-220CA H	NG-10	220 VAC	120	315	

Electroválvula Direccional NG10 Corredera nº2

Directional Valve NG10 - Spool nº2
Électro NG10-Tiroir nº2

ARTÍCULO *PART Nº*	TAMAÑO *SIZE*	VOLTAJE (V) *VOLTAGE (V)*	CAUDAL MÁX. *MAX. FLOW (l/min)*	PRESIÓN MAX. (bar) *MAX. PRESSURE (bar)*	
KVNG10-2-12CC H	NG-10	12 VDC	120	315	
KVNG10-2-24CC H	NG-10	24 VDC	120	315	
KVNG10-2-110CA H	NG-10	110 VAC	120	315	
KVNG10-2-220CA H	NG-10	220 VAC	120	315	

Electroválvula Direccional NG10 Corredera nº3

Directional Valve NG10 - Spool nº3
Électro NG10-Tiroir nº3

ARTÍCULO *PART Nº*	TAMAÑO *SIZE*	VOLTAJE (V) *VOLTAGE (V)*	CAUDAL MÁX. *MAX. FLOW (l/min)*	PRESIÓN MAX. (bar) *MAX. PRESSURE (bar)*	
KVNG10-3-12CC H	NG-10	12 VDC	120	315	
KVNG10-3-24CC H	NG-10	24 VDC	120	315	
KVNG10-3-110CA H	NG-10	110 VAC	120	315	
KVNG10-3-220CA H	NG-10	220 VAC	120	315	

Electroválvula Direccional NG10 Corredera nº6

Directional Valve NG10 - Spool nº6
Électro NG10-Tiroir nº6

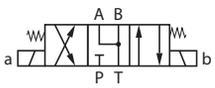

ARTÍCULO *PART Nº*	TAMAÑO *SIZE*	VOLTAJE (V) *VOLTAGE (V)*	CAUDAL MÁX. *MAX. FLOW (l/min)*	PRESIÓN MAX. (bar) *MAX. PRESSURE (bar)*	
KVNG10-6-12CC H	NG-10	12 VDC	120	315	
KVNG10-6-24CC H	NG-10	24 VDC	120	315	
KVNG10-6-110CA H	NG-10	110 VAC	120	315	
KVNG10-6-220CA H	NG-10	220 VAC	120	315	

Electroválvulas NG10

Directional Valves NG10
Électro-distributeurs NG10

Electroválvula Direccional NG10 Corredera nº3A

Directional Valve NG10 - Spool nº3A
Électro NG10-Tiroir nº3A

ARTÍCULO *PART Nº*	TAMAÑO *SIZE*	VOLTAJE (V) *VOLTAGE (V)*	CAUDAL MÁX. *MAX. FLOW (l/min)*	PRESIÓN MAX. (bar) *MAX. PRESSURE (bar)*	
KVNG10-3A-12CC H	NG-10	12 VDC	120	315	
KVNG10-3A-24CC H	NG-10	24 VDC	120	315	
KVNG10-3A-110CA H	NG-10	110 VAC	120	315	
KVNG10-3A-220CA H	NG-10	220 VAC	120	315	

Electroválvula Direccional NG10 Corredera nº51A

Directional Valve NG10 - Spool nº51A
Électro NG10-Tiroir nº51A

ARTÍCULO *PART Nº*	TAMAÑO *SIZE*	VOLTAJE (V) *VOLTAGE (V)*	CAUDAL MÁX. *MAX. FLOW (l/min)*	PRESIÓN MAX. (bar) *MAX. PRESSURE (bar)*	
KVNG10-51A-12CC H	NG-10	12 VDC	120	315	
KVNG10-51A-24CC H	NG-10	24 VDC	120	315	
KVNG10-51A-110CA H	NG-10	110 VAC	120	315	
KVNG10-51A-220CA H	NG-10	220 VAC	120	315	

Electroválvula Direccional NG10 Corredera nº3B

Directional Valve NG10 - Spool nº3B
Électro NG10-Tiroir nº3B

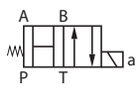

ARTÍCULO *PART Nº*	TAMAÑO *SIZE*	VOLTAJE (V) *VOLTAGE (V)*	CAUDAL MÁX. *MAX. FLOW (l/min)*	PRESIÓN MAX. (bar) *MAX. PRESSURE (bar)*	
KVNG10-3B-24CC H	NG-10	24 VDC	120	315	

Electroválvula Direccional NG10 Corredera nº41A

Directional Valve NG10 - Spool nº41A
Électro NG10-Tiroir nº41A

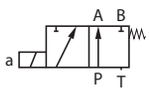

ARTÍCULO *PART Nº*	TAMAÑO *SIZE*	VOLTAJE (V) *VOLTAGE (V)*	CAUDAL MÁX. *MAX. FLOW (l/min)*	PRESIÓN MAX. (bar) *MAX. PRESSURE (bar)*	
KVNG10-41A-12CC H	NG-10	12 VDC	120	315	
KVNG10-41A-24CC H	NG-10	24 VDC	120	315	
KVNG10-41A-220CA H	NG-10	220 VAC	120	315	

Bobinas NG10

Coil NG10
Bobines NG10

ARTÍCULO *PART Nº*	TAMAÑO *SIZE*	VOLTAJE (V) *VOLTAGE (V)*	
MR-10-12CC H	NG-10	12 VDC	
MR-10-24CC H	NG-10	24 VDC	
MR-10-110AC H	NG-10	110 VAC	
MR-10-220AC H	NG-10	220 VAC	

Consultar disponibilidad de bobinas a 60 Hz / Consult availability for 60 Hz coils / Consult*ez disponibilité des bobinas à 60 Hz*

Electroválvulas NG10

Directional Valves NG10
Électro-distributeurs NG10

Limitadoras de Presión NG10

Pressure Relief Valve NG10
Limiteur de Pression NG10

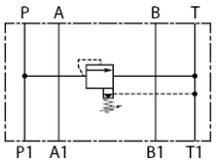

ARTÍCULO *PART Nº*	TAMAÑO *SIZE*	DESCRIPCIÓN *DESCRIPTION*	CAMPO REG. (bar) *REG. RATE (bar)*	
LPKV-10-P-100 H	NG-10	Limitadora en P	0 - 100 bar	
LPKV-10-P-315 H	NG-10	Limitadora en P	0 - 315 bar	

Válvula Antirretorno NG10 en A

Check Valve NG10 in A
Valve Antiretour NG10 en A

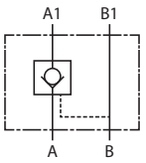

ARTÍCULO *PART Nº*	TAMAÑO *SIZE*	DESCRIPCIÓN *DESCRIPTION*	
APKV-10-A H	NG-10	Antirretorno en A	

Válvula Antirretorno NG10 en B

Check Valve NG10 in B
Valve Antiretour NG10 en B

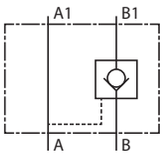

ARTÍCULO *PART Nº*	TAMAÑO *SIZE*	DESCRIPCIÓN *DESCRIPTION*	
APKV-10-B H	NG-10	Antirretorno en B	

Válvula Antirretorno NG10 en A y B

Check Valve NG10 in A and B
Valve Antiretour NG10 en A et B

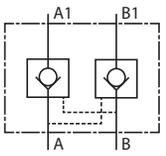

ARTÍCULO *PART Nº*	TAMAÑO *SIZE*	DESCRIPCIÓN *DESCRIPTION*	
APKV-10-D H	NG-10	Antirretorno en A y B	

Electroválvulas NG10

Directional Valves NG10
Électro-distributeurs NG10

Válvula Antirretorno no pilotado NG10 en A

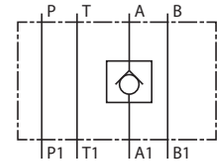

Check Valve NG10 without pilot en A
Valve Antiretour sans pilotage NG10 en A

ARTÍCULO *PART Nº*	TAMAÑO *SIZE*	DESCRIPCIÓN *DESCRIPTION*	
AKV-10-A H	NG-10	Antirretorno en A	

Válvula Antirretorno no pilotado NG10 en B

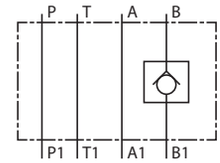

Check Valve NG10 without pilot en B
Valve Antiretour sans pilotage NG10 en B

ARTÍCULO *PART Nº*	TAMAÑO *SIZE*	DESCRIPCIÓN *DESCRIPTION*	
AKV-10-B H	NG-10	Antirretorno en B	

Válvula Antirretorno no pilotado NG10 en A y B

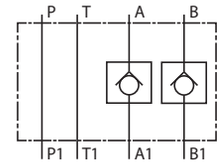

Check Valve NG10 without pilot en A y B
Valve Antiretour sans pilotage NG10 en A y B

ARTÍCULO *PART Nº*	TAMAÑO *SIZE*	DESCRIPCIÓN *DESCRIPTION*	
AKV-10-D H	NG-10	Antirretorno en A y B	

Válvula Antirretorno no pilotado NG10 en P

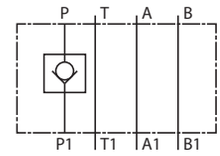

Check Valve NG10 without pilot en P
Valve Antiretour sans pilotage NG10 en P

ARTÍCULO *PART Nº*	TAMAÑO *SIZE*	DESCRIPCIÓN *DESCRIPTION*	
AKV-10-P H	NG-10	Antirretorno en P	

Válvula Reguladora de Caudal NG10

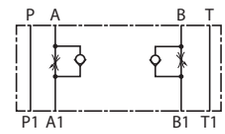

Flow Control Valve NG10
Étrangleur de Débit NG10

ARTÍCULO *PART Nº*	TAMAÑO *SIZE*	DESCRIPCIÓN *DESCRIPTION*	
RCKV-10-D H	NG-10	Estrangulador en A y B	

Electroválvulas NG10

Directional Valves NG10
Électro-distributeurs NG10

Placa base NG10 Montaje en Serie o Tandem - Sin Limitadora

Subplates for directional valve NG 10 without relief valve
Embase pour éléctro-distributeur NG10, Sans Limiteur, en Série ou Tandem

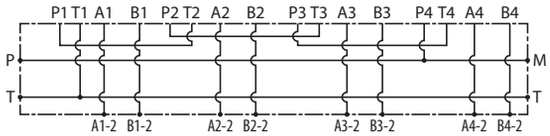

ARTÍCULO *PART Nº*	TAMAÑO *SIZE*	Nº ELECTROVÁLVULAS *DIRECT. VALVES NR.*	
PFNG102SL H	NG-10	2	
PFNG103SL H	NG-10	3	
PFNG104SL H	NG-10	4	

Placa base NG10 Montaje en Paralelo - Sin Limitadora

Subplates for directional valve NG 10 without relief valve, parallel
Embase pour éléctro-distributeur NG10, Sans Limiteur, en parallèle

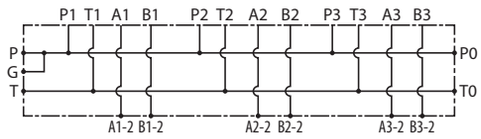

ARTÍCULO *PART Nº*	TAMAÑO *SIZE*	Nº ELECTROVÁLVULAS *DIRECT. VALVES NR.*	
PFNG104PL H	NG-10	4	
PFNG105PL H	NG-10	5	
PFNG102PL H	NG-10	2	
PFNG103PL H	NG-10	3	

Placa base NG10 Montaje en Serie o Tandem - Con Limitadora

Subplates for directional valve NG10 with relief valve
Embase pour éléctro-distributeur NG10, Avec Limiteur, en Série ou Tandem

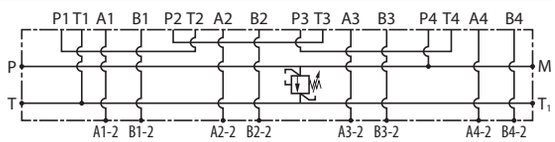

ARTÍCULO *PART Nº*	TAMAÑO *SIZE*	Nº ELECTROVÁLVULAS *DIRECT. VALVES NR.*	
PFNG102SLCL180 H	NG-10	2	
PFNG103SLCL180 H	NG-10	3	
PFNG104SLCL180 H			

Placa base NG10 Montaje en Paralelo - Con Limitadora

Subplates for directional valves NG10 with relief valve, parallel
Embase pour éléctro-distributeur NG10, Avec Limiteur, en Parallèle

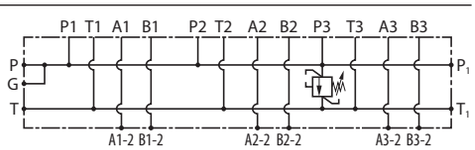

ARTÍCULO *PART Nº*	TAMAÑO *SIZE*	Nº ELECTROVÁLVULAS *DIRECT. VALVES NR.*	
PFNG102PLCL180 H	NG-10	2	
PFNG103PLCL180 H	NG-10	3	
PFNG104PLCL180 H	NG-10	4	
PFNG105PLCL180 H	NG-10	5	

Electroválvulas NG16

Directional Valves NG16
Électro-distributeurs NG16

Electroválvula Direccional NG16 Corredera nº1

Directional Valve NG16 - Spool nº1
Électro NG16-Tiroir nº1

ARTÍCULO *PART Nº*	TAMAÑO *SIZE*	VOLTAJE (V) *VOLTAGE (V)*	CAUDAL MÁX. *MAX. FLOW (l/min)*	PRESIÓN MAX. (bar) *MAX. PRESSURE (bar)*	
KVNG16-1-12CC H	NG-16	12 VDC	300	350	
KVNG16-1-24CC H	NG-16	24 VDC	300	350	
KVNG16-1-110CA H	NG-16	110 VAC	300	350	
KVNG16-1-220CA H	NG-16	220 VAC	300	350	

Electroválvula Direccional NG16 Corredera nº2

Directional Valve NG16 - Spool nº2
Électro NG16-Tiroir nº2

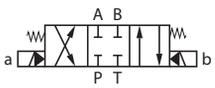

ARTÍCULO *PART Nº*	TAMAÑO *SIZE*	VOLTAJE (V) *VOLTAGE (V)*	CAUDAL MÁX. *MAX. FLOW (l/min)*	PRESIÓN MAX. (bar) *MAX. PRESSURE (bar)*	
KVNG16-2-12CC H	NG-16	12 VDC	300	350	
KVNG16-2-24CC H	NG-16	24 VDC	300	350	
KVNG16-2-110CA H	NG-16	110 VAC	300	350	
KVNG16-2-220CA H	NG-16	220 VAC	300	350	

Electroválvula Direccional NG16 Corredera nº3

Directional Valve NG16 - Spool nº3
Électro NG16-Tiroir nº3

ARTÍCULO *PART Nº*	TAMAÑO *SIZE*	VOLTAJE (V) *VOLTAGE (V)*	CAUDAL MÁX. *MAX. FLOW (l/min)*	PRESIÓN MAX. (bar) *MAX. PRESSURE (bar)*	
KVNG16-3-12CC H	NG-16	12 VDC	300	350	
KVNG16-3-24CC H	NG-16	24 VDC	300	350	
KVNG16-3-110CA H	NG-16	110 VAC	300	350	
KVNG16-3-220CA H	NG-16	220 VAC	300	350	

Electroválvula Direccional NG16 Corredera nº4

Directional Valve NG16 - Spool nº4
Électro NG16-Tiroir nº4

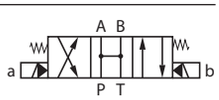

ARTÍCULO *PART Nº*	TAMAÑO *SIZE*	VOLTAJE (V) *VOLTAGE (V)*	CAUDAL MÁX. *MAX. FLOW (l/min)*	PRESIÓN MAX. (bar) *MAX. PRESSURE (bar)*	
KVNG16-4-12CC H	NG-16	12 VDC	300	350	
KVNG16-4-24CC H	NG-16	24 VDC	300	350	
KVNG16-4-110CA H	NG-16	110 VAC	300	350	
KVNG16-4-220CA H	NG-16	220 VAC	300	350	

Electroválvulas NG16

Directional Valves NG16
Électro-distributeurs NG16

Electroválvula Direccional NG16 Corredera nº22

Directional Valve NG16 - Spool nº22
Électro NG16-Tiroir nº22

ARTÍCULO *PART Nº*	TAMAÑO *SIZE*	VOLTAJE (V) *VOLTAGE (V)*	CAUDAL MÁX. *MAX. FLOW (l/min)*	PRESIÓN MAX. (bar) *MAX. PRESSURE (bar)*	
KVNG16-22-12CC H	NG-16	12 VDC	300	350	
KVNG16-22-24CC H	NG-16	24 VDC	300	350	
KVNG16-22-110CA H	NG-16	110 VAC	300	350	
KVNG16-22-220CA H	NG-16	220 VAC	300	350	

DELRAH® hydraulic

LINEA BASIC

Minicentrales y Presostatos

Mini power pack and Pressures witches

Mini-centrales et Pressostats

DELRAH® hydraulic

LINEA BASIC

Minicentrales

Presostatos

Pressure switches

Pressostats

Minicentrales Hidráulicas

Hydraulics Mini-Stations
Mini-Centrales Hydrauliques

Simple efecto
Single effect
Effet simple

Doble efecto
Double effect
Effet double

Motobomba
Motor pump
Pompe à moteur

Características
Characteristics
Caractéristiques

- **Corriente continua: 12-24 DC**
- **Corriente alterna:**
  220/50 - 0,5 a 3 CV
  220/380 - 0,5 a 5,5 CV
- **Circuito S.E. y D.E.: Grupo motobomba**
- **Caudales disponibles: 1,1 cm³ a 9,8 cm³**
- **Depósitos metálicos: 1 a 30 litros**

- *Direct current: 12-24 DC*
- *Alternating current:*
  220/50 - 0,5 to 3 CV
  220/380 - 0,5 to 5,5 CV
- *SE and DE circuit: Motor pump group*
- *Available flow: 1,1 cm³ to 9,8 cm³*
- *Metallic tanks: 1 to 30 lts.*

- Courant continu: 12-24 DC
- Courant alternatif:
  220/50 - 0,5 à 3 CV
  220/380 - 0,5 à 5,5 CV
- Circuit SE et DE: Groupe Pompe à moteur
- Débit disponibles: 1,1 cm³ à 9,8 cm³
- Réservoirs métalliques: 1 à 30 lts.

Explosionado

Exploded View
Vue en Éclaté

Sistema de montaje sencillo
Easy assembly system
Système de montage facile

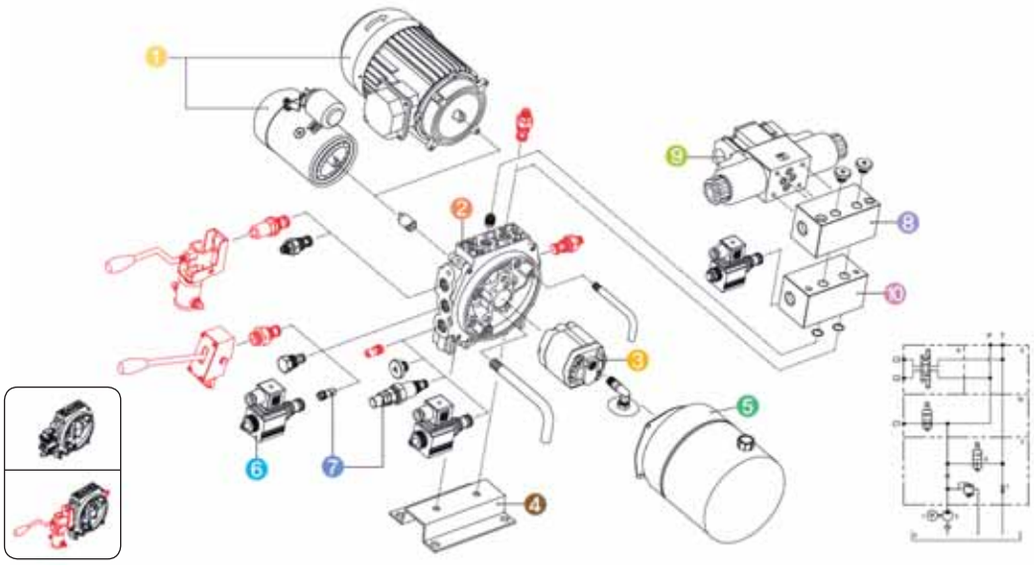

1. **Motor**
   Motor / Moteur
2. **Bloque central**
   Middle plate I Plaque centrale
3. **Bomba**
   Pump I Pompe
4. **Soporte**
   Mounting bracket I Support
5. **Depósito**
   Tank I Réservoir
6. **Válvula descenso (NC-NA)**
   Descent valve I Valve de descente
7. **Válvula compensada caudal**
   Flow valve I Valve de débit
8. **Placa NG-6**
   NG6 subplate I Plaque NG6
9. **Electroválvula**
   Directional Valve I Électro-distributeurs
10. **Espaciador para placa**
    Spacing block for subplates / Bloc d'espacement pour plaques

Minicentral CC S.E. válvula descenso

Mini power pack direct current for single acting circuit
Mini-centrale courant continu pour circuit effet simple

ARTÍCULO *PART Nº*	VOLTAJE (V) *VOLTAGE (V)*	CAPACIDAD (l) *CAPACITY (l)*	CAUDAL (cm^3) *FLOW (cm^3)*	
MC12SE162	12 VDC	2	1.6	
MC12SE165	12 VDC	5	1.6	
MC12SE423	12 VDC	3	4.2	
MC12SE428	12 VDC	8	4.2	
MC24SE584	24 VDC	8	5.8	
MC24SE5811	24 VDC	11	5.8	
MC24SE988	24 VDC	8	9.8	
MC24SE9815	24 VDC	15	9.8	

Minicentral CA Placa base, electro y antirretorno

Mini power pack alternating current.Modular block, directional valve and check valve
Mini-centrale courant alternatif. Embase, electrodistributeur et antiretour

ARTÍCULO *PART Nº*	VOLTAJE (V) *VOLTAGE (V)*	CAPACIDAD (l) *CAPACITY (l)*	CAUDAL (cm^3) *FLOW (cm^3)*	POTENCIA (CV) *POWER (HP)*	
MCM373EA	220/380	3	3.7	1	
MCM586EA	220/50	6	5.8	2	
MCM8011EA	220/50	11	8.0	3	
MCT371EA	220/50	1	3.7	1	
MCT584EA	220/380	4	5.8	2	
MCT808EA	220/380	8	8.0	3	

Grupo motobomba - Salidas P-T 3/8 corriente continua

Power Unit - exit P-T 3/8 direct current
Groupe Moteur- Pompe -sortie P-T 3/8 courant continu

ARTÍCULO *PART Nº*	VOLTAJE (V) *VOLTAGE (V)*	POTENCIA (W) *POWER (W)*	CAPACIDAD (l) *CAPACITY (l)*	CAUDAL (cm^3) *FLOW (cm^3)*	
MB12112	12 VDC	1600	2	1.1	
MB12276	12 VDC	1600	6	2.7	
MB24164	24 VDC	2200	4	1.6	

Grupo motobomba - Salidas P-T 3/8 corriente alterna

Power Unit - exit P-T 3/8 alternating current
Groupe Moteur- Pompe -sortie P-T 3/8 courant alternatif

ARTÍCULO *PART Nº*	VOLTAJE (V) *VOLTAGE (V)*	CAPACIDAD (l) *CAPACITY (l)*	CAUDAL (cm^3) *FLOW (cm^3)*	POTENCIA (CV) *POWER (HP)*	
MBT428	220/380	8	4.2	1.5	
MBT5811	220/380	8	4.2	1.5	
MBT7015	220/380	15	7.0	3	

Motor Corriente Continua sin ventilación

Direct Current Motor without ventilacion
Moteur Courant Continu sans ventilation

ARTÍCULO *PART Nº*	VOLTAJE (V) *VOLTAGE (V)*	
MCM12CC H	12 VDC	
MCM24DC H	24 VDC	

Motor Corriente Continua con ventilación

Direct Current Motor with ventilacion
Moteur Courant Continu avec ventilation

ARTÍCULO *PART Nº*	VOLTAJE (V) *VOLTAGE (V)*	
MC039 H	24 VDC	
MC042 H	12 VDC	

Motor Corriente Alterna

Alternating Current Motor
Moteur Courant Alternatif

ARTÍCULO *PART Nº*	VOLTAJE (V) *VOLTAGE (V)*	POTENCIA (CV) *POWER (HP)*	
MCAM1.5 H	220 VAC	1,5 CV	
MCAM0.5 H	220 VAC	0,5 CV	
MCAM1.0 H	220 VAC	1 CV	
MCAM2.0 H	220 VAC	2 CV	
MCAM3.0 H	220 VAC	4 CV	
MCAT0.5 H	230/380 VAC	0,5 CV	
MCAT1.0 H	230/380 VAC	1 CV	
MCAT1.5 H	230/380 VAC	1,5 CV	
MCAT2.0 H	230/380 VAC	2 CV	
MCAT3.0 H	230/380 VAC	3 CV	
MCAT5.5 H	230/380 VAC	5,5 CV	

Relé

Relay
Relais

ARTÍCULO *PART Nº*	VOLTAJE (V) *VOLTAGE (V)*	
MCR12CC H	12 VDC	
MCR24CC H	24 VDC	

Minicentrales

Mini power packs
Minicentrales

Bombas

Pumps
Pompes

ARTÍCULO *PART Nº*	CAUDAL (cm^3) *FLOW (cm^3)*	
MCB11 H	1,1cm^3	
MCB16 H	1,6cm^3	
MCB21 H	2,1cm^3	
MCB23 H	2,3cm^3	
MCB27 H	2,7cm^3	
MCB32 H	3,2cm^3	
MCB37 H	3,7cm^3	
MCB42 H	4,2cm^3	
MCB48 H	4,8cm^3	
MCB58 H	5,8cm^3	
MCB70 H	7cm^3	
MCB80 H	8cm^3	
MCB98 H	9,8cm^3	

Bombas manuales

Manual pumps
Pompes manuelles

ARTÍCULO *PART Nº*	ROSCA *THREAD*	CM^3/REV	
MC044 H	1/4"	6	

Campanas

Bellhousings
Lanternes

ARTÍCULO *PART Nº*	
MC024 H	
MC025 H	
MC026 H	

Acoplamientos

Couplings
Accouplements

ARTÍCULO *PART Nº*	EJE *SHAFT*	
MC027 H	19	
MC028 H	24	
MC029 H	28	

Minicentrales

Mini power packs
Minicentrales

Bloque

Center block
Bloc central

ARTÍCULO *PART Nº*	DESCRIPCIÓN *DESCRIPTION*	
BLOCEN2	Bloque central S.E. - Motobomba	
BLOCEN3	Bloque central para motor 5,5 CV	
BLOCEN4	Bloque central S.E.-Motobomba+agujeros	
BLOCEN	Bloque central	

Soporte para bloque

Mini-station support
Support mini-centrale

ARTÍCULO *PART Nº*	DESCRIPCIÓN *DESCRIPTION*	
MC001 H	Soporte Minicentral	

Depósitos

Tanks
Réservoirs

ARTÍCULO *PART Nº*	CAPACIDAD (l) *CAPACITY (l)*	
MCD1 H	1	
MCD2 H	2	
MCD3 H	3	
MCD4 H	4	
MCD6 H	6	
MCD5 H	5	
MCD8 H	8	
MCD11 H	11	
MCD15 H	15	
MCD20 H	20	
MCD30 H	30	
MCD1V H	1	
MCD2V H	2	
MCD3V H	3	
MCD4V H	4	
MCD5V H	5	
MCD6V H	6	
MCD8V H	8	
MCD11V H	11	
MCD25V H	25	

MCD VH=Vertical; MCD H =Horizontal

Visor nivel

Sight level
Voyant niveau

ARTÍCULO *PART Nº*	DESCRIPCIÓN *DESCRIPTION*	
MC034 H	VISOR NIVEL 50mm 2XM10	
MC035 H	VISOR NIVEL 600mm 2xM10	

Válvulas de descenso

Descent valve
Valve descente

ARTÍCULO *PART Nº*	DESCRIPCIÓN *DESCRIPTION*	VOLTAJE (V) *VOLTAGE (V)*	
MC010 H	N.C.	12 VDC	
MC011 H	N.C.	24 VDC	
MC012 H	N.C.	110 VAC	
MC013 H	N.C.	220 VAC	
MC014 H	N.C.	24 VAC	
MC015 H	N.C.	110 RAC	
MC016 H	N.C.	220 RAC	
MC017 H	N.A.	12 VDC	
MC018 H	N.A.	24 VDC	
MC033 H	N.A.	220 RAC	

Válvulas limitadoras

Pressure control valve
Limiteur pression

ARTÍCULO *PART Nº*	
MC031 H	
MC032 H	

Válvulas reguladoras

Control valve
Valve régulatrice

ARTÍCULO *PART Nº*	Ø EXT. *Ø OUTER*	
MC019 H	15,87	

Filtros

Suction filters
Crepines d'aspiration

ARTÍCULO *PART Nº*	Ø EXT. *Ø OUTER*	
MC005 H	43	
MC006 H	63	
MC007 H	80	
MC009 H	20	

Bridas

Flanges
Brides

ARTÍCULO *PART Nº*	
MC002 H	

Tapones

Plugs
Bouchons

ARTÍCULO *PART Nº*	ROSCA *THREAD*	DESCRIPCIÓN *DESCRIPTION*	
MC004 H	1/2	Tapón aireador	
MC030 H	3/4" -16 UNF	Tapón anulación válvula descenso	
MC045 H	1/4" BSP	Tapón 1/4" BSP	
MC048 H	3/4" UNF	Tapón 3/4" UNF	

Placas Base

Subplate / Modular block
Embase

ARTÍCULO *PART Nº*	DESCRIPCIÓN *DESCRIPTION*	
MC020 H	Soporte adaptador placa base	
MC043 H	Placa base especial SB76	
MC021 H	Placa base para electroválvulas en serie	
MC022 H	Placa base para 1 Electroválvula en paralelo	
MC023 H	Placa base para 1 electroválvula con espaciador	

Emisor+Receptor 12/24 DC

Transmitter/Receiver 12/24 DC
Emetteur+récepteur 12/24 DC

ARTÍCULO *PART Nº*	DESCRIPCIÓN *DESCRIPTION*	VOLTAJE (V) *VOLTAGE (V)*	
ER212CCS H	2 Canales S.E.	12 VDC	
ER412CCS H	4 canales S.E.	24 VDC	
ER212CC H	2 Canales	12 VDC	
ER224CC H	2 Canales	24 VDC	
ER412CC H	4 Canales	12 VDC	
ER424CC H	4 Canales	24 VDC	
ER612CC H	6 Canales	12 VDC	
ER624CC H	6 Canales	24 VDC	

Botoneras Centralitas

Buttons
Poignées de commande

ARTÍCULO *PART Nº*	DESCRIPCIÓN *DESCRIPTION*	
MC036 H	Botonera 2 botones corriente continua/alterna	
MC038 H	Botonera 4 botones	

Ejemplo de aplicación

Application example
Exemple d'application

LINEA BASIC

Minicentrales S.E. con válvula de descenso

Mini-stations
Mini-centrales

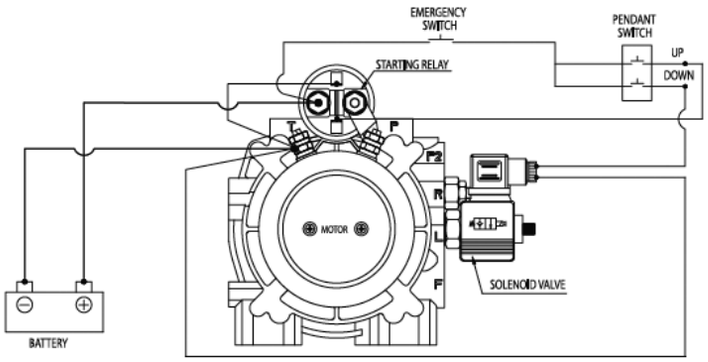

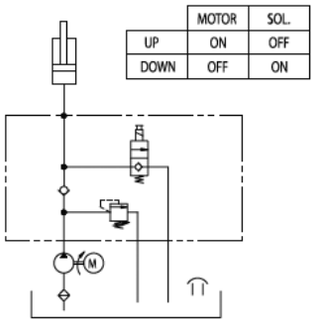

	MOTOR	SOL.
UP	ON	OFF
DOWN	OFF	ON

Diagrama eléctrico
Electrical diagram
Schéma électrique

Dimensiones

Dimensions
Dimensions

Motor *Motor* Moteur					**Depósito** *Tank* Réservoir				
Talla / *Size* / Taille (AC) **Voltaje** / *Voltage (DC)*		**KW (AC) Código** / *Code (DC)*	**A**	**B**	**Referencia** *Part nº* Référence	**Capacidad (l)** *Capacity (l)* Capacité (l)	**C**	**D**	**E**
AC	63	0,18	195	122	MCD02 H	2	175	139	–
	70	0,37	225	140	MCD05 H	5	224	190	
	80	0,75	245	157	MCD08 H	8	328	190	
	90	1.0/1.5/1.8/2.2	285	175	MCD11 H	11	450	190	
DC	12V/24V	D116/D222	173	112	MCD06 H	6	140	247	160
					MCD09 H	9	200	200	290
					MCD12 H	12	240	240	306
					MCD25 H	25	270	280	380
					MCD30 H	30	410	436	280

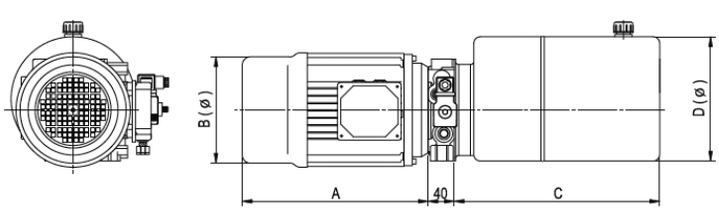

Horizontal
Horizontal
Horizontal

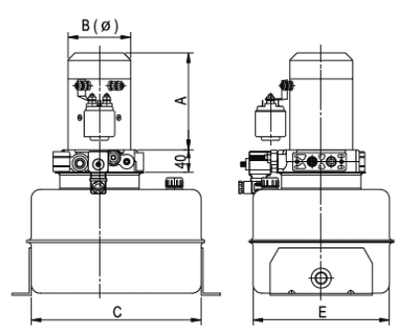

Vertical
Vertical
Vertical

Presostatos

Pressure switches
Pressostats

Presostatos monocontacto regulables serie K4- NA

Adjustable monocontact pressure switch K4 serie- N.O.
Pressostats 1 contact reglables série K4-N.O.

ARTÍCULO *PART Nº*	ROSCA *THREAD*	PRESIÓN MAX. (bar) *MAX. PRESSURE (bar)*	EJECUCIÓN *EXECUTION*	CAMPO REG. (bar) *REG. RATE (bar)*	
K4RAF1	1/4"	25	membrana	0,2 - 2,5	
K4SAF1	1/4"	25	membrana	1 - 12	
K4SPAF1	1/4"	300	pistón	1 - 12	
K4TAF1	1/4"	200	membrana	5 - 50	
K4VAF1	1/4"	300	pistón	10 - 100	
K4ZAF1	1/4"	300	pistón	20 - 200	

Presostatos monocontacto regulables serie K4- NC

Adjustable monocontact pressure switch K4 serie- N.C.
Pressostats 1 contact reglables série K4-N.F.

ARTÍCULO *PART Nº*	ROSCA *THREAD*	PRESIÓN MAX. (bar) *MAX. PRESSURE (bar)*	EJECUCIÓN *EXECUTION*	CAMPO REG. (bar) *REG. RATE (bar)*	
K4RCF1	1/4"	25	membrana	0,2 - 2,5	
K4SCF1	1/4"	25	membrana	1 - 12	
K4SPCF1	1/4"	300	pistón	1 - 12	
K4TCF1	1/4"	200	membrana	5 - 50	
K4TPCF1	1/4"	300	pistón	5 - 50	
K4VCF1	1/4"	300	pistón	10 - 100	
K4ZCF1	1/4"	300	pistón	20 - 200	

Presostatos conmutados regulables serie F3

Adjustable pressure switch F3 series
Pressostats commutés réglables série F3

ARTÍCULO *PART Nº*	ROSCA *THREAD*	PRESIÓN MAX. (bar) *MAX. PRESSURE (bar)*	CAMPO REG. (bar) *REG. RATE (bar)*	
F31	1/4"	25	1 - 10	
F33P	1/4"	200	5 - 50	
F35P	1/4"	300	10 - 100	
F37	1/4"	300	30 - 250	

Presostatos conmutados regulables a pistón serie K5

Adjustable pressure switch K5 series
Pressostats commutés réglables série K5

ARTÍCULO *PART Nº*	ROSCA *THREAD*	PRESIÓN MAX. (bar) *MAX. PRESSURE (bar)*	CAMPO REG. (bar) *REG. RATE (bar)*	
K53P	1/4" Hembra BSP	200	2 - 40	
K54P	1/4" Hembra BSP	300	5 - 100	
K55P	1/4" Hembra BSP	400	20 - 200	
K57P	1/4" Hembra BSP	500	30 - 300	
K59P	1/4" Hembra BSP	600	40 - 400	

DELRAH® hydraulic

LINEA BASIC

Motores hidráulicos lentos

Hydraulic motors
Moteurs hydrauliques

DELRAH® hydraulic

LINEA BASIC

Motores hidráulicos lentos

Hydraulic Motors

Moteurs hydrauliques

Orbitroles

Steering Units

Orbitrols

Motores hidráulicos lentos

Hydraulic Motors
Moteurs hydrauliques

Motor MOMM

MOMM type motors
Moteurs type MOMM

ARTÍCULO *PART Nº*	ROSCA *THREAD*	CAUDAL MÁX. *MAX. FLOW (l/min)*	PRESION MAX. CONT. *MAX. PRESSURE CONT.*	CM^3/REV	TOMAS *PLUG*	
MOMM8 E	3/8″	16	100	8	Tomas traseras	
MOMM8 S	3/8″	16	100	8	Tomas laterales	
MOMM12.5 E	3/8″	20	100	12,5	Tomas traseras	
MOMM12.5 S	3/8″	20	100	12,5	Puertas laterales	
MOMM20 E	3/8″	20	100	20	Tomas traseras	
MOMM20 S	3/8″	20	100	20	Tomas laterales	
MOMM32 E	3/8″	20	100	32	Tomas traseras	
MOMM32 S	3/8″	20	100	32	Tomas laterales	
MOMM50 E	3/8″	20	70	50	Tomas traseras	
MOMM50 S	3/8″	20	70	50	Tomas laterales	

Motor MOMP

MOMP type motors
Moteurs type MOMP

ARTÍCULO *PART Nº*	ROSCA *THREAD*	CAUDAL MÁX. *MAX. FLOW (l/min)*	PRESION MAX. CONT. *MAX. PRESSURE CONT.*	CM^3/REV	
MOMP40	1/2″	50	140	40	
MOMP50	1/2″	50	140	50	
MOMP80	1/2″	60	140	80	
MOMP100	1/2″	60	140	100	
MOMP125	1/2″	60	140	125	
MOMP160	1/2″	60	140	160	
MOMP200	1/2″	60	135	200	
MOMP250	1/2″	60	105	250	
MOMP315	1/2″	60	80	315	
MOMP400	1/2″	60	65	400	

Motor MOMR

MOMR type motors
Moteurs type MOMR

ARTÍCULO *PART Nº*	ROSCA *THREAD*	CAUDAL MÁX. *MAX. FLOW (l/min)*	PRESION MAX. CONT. *MAX. PRESSURE CONT.*	CM^3/REV	
MOMR50	1/2″	40	140	50	
MOMR80	1/2″	60	160	80	
MOMR100	1/2″	60	160	100	
MOMR125	1/2″	60	160	125	
MOMR160	1/2″	60	160	160	
MOMR200	1/2″	60	135	200	
MOMR250	1/2″	60	105	250	
MOMR315	1/2″	60	85	315	
MOMR400	1/2″	60	65	400	

Motores hidráulicos lentos

Hydraulic Motors
Moteurs hydrauliques

Motor MOMS

MOMS type motors
Moteurs type MOMS

ARTÍCULO *PART Nº*	ROSCA *THREAD*	CAUDAL MÁX. *MAX. FLOW (l/min)*	PRESION MAX. CONT. *MAX. PRESSURE CONT.*	CM^3/REV	
MOMS80	1/2″	65	175	80	
MOMS100	1/2″	75	175	100	
MOMS125	1/2″	75	175	125	
MOMS160	1/2″	75	160	160	
MOMS200	1/2″	75	150	200	
MOMS250	1/2″	75	140	250	
MOMS315	1/2″	75	120	315	
MOMS400	1/2″	75	100	400	

Motor MOMT

MOMT type motors
Moteurs type MOMT

ARTÍCULO *PART Nº*	ROSCA *THREAD*	CAUDAL MÁX. *MAX. FLOW (l/min)*	PRESION MAX. CONT. *MAX. PRESSURE CONT.*	CM^3/REV	
MOMT160	3/4″	100	200	160	
MOMT200	3/4″	125	200	200	
MOMT250	3/4″	125	200	250	
MOMT315	3/4″	125	200	315	
MOMT400	3/4″	125	180	400	
MOMT500	3/4″	125	160	500	

Motor MOMV

MOMV type motors
Moteurs type MOMV

ARTÍCULO *PART Nº*	ROSCA *THREAD*	CAUDAL MÁX. *MAX. FLOW (l/min)*	PRESION MAX. CONT. *MAX. PRESSURE CONT.*	CM^3/REV	
MOMV315	1″	200	200	315	
MOMV400	1″	200	200	400	
MOMV500	1″	200	200	500	
MOMV630	1″	200	180	630	
MOMV800	1″	200	160	800	

Recambios Motor

Spare parts for motors
Pièces de rechange Moteurs

ARTÍCULO *PART Nº*	
JTOMP	
JTOMR	
JTOMS	
JTOMT	

Orbitroles circuito abierto sin válvulas

Steering units-open center-without valves
Orbitrols-centre ouvert-sans valves

ARTÍCULO *PART Nº*	ROSCA *THREAD*	CM^3/REV	
MOSPB 50 ON	1/2″	50	
MOSPB 80 ON	1/2″	80	
MOSPB 100 ON	1/2″	100	
MOSPB 125 ON	1/2″	125	
MOSPB 160 ON	1/2″	160	
MOSPB 200 ON	1/2″	200	
MOSPB 250 ON	1/2″	250	
MOSPB 315 ON	1/2″	315	
MOSPB 400 ON	1/2″	400	
MOSPB 500 ON	1/2″	500	

Orbitroles circuito abierto con válvulas

Steering units-open center-with valves
Orbitrols-centre ouvert-avec valves

ARTÍCULO *PART Nº*	ROSCA *THREAD*	PRESIÓN MAX. (bar) *MAX. PRESSURE (bar)*	CM^3/REV	
MOSPC 50 ON	1/2″	175	50	
MOSPC 80 ON	1/2″	175	80	
MOSPC 100 ON	1/2″	175	100	
MOSPC 125 ON	1/2″	175	125	
MOSPC 160 ON	1/2″	175	160	
MOSPC 200 ON	1/2″	175	200	
MOSPC 250 ON	1/2″	175	250	
MOSPC 315 ON	1/2″	175	315	
MOSPC 400 ON	1/2″	175	400	

Kit juntas Orbitrol

Kit seals Orbitrol
Kit joints Orbitrol

ARTÍCULO *PART Nº*	DESCRIPCIÓN *DESCRIPTION*	
JRMOSPB	Kit juntas Orbitrol MOSPB	
JRMOSPC	Kit juntas orbitrol MOSPC	