Oil Control

VALVULAS ANTIRRETORNO

Oil Control

VALVULAS PARA APLICACIONES ESPECIALES

VALVULAS DE FRENADO

Oil Control

VALVULAS MULTIFUNCIONALES

Oil Control

VALVULAS DE CONTROL DE PRESION

VALVULAS REGULADORAS DE CAUDAL

VSP-180

04.12.05 - X - Y - Z

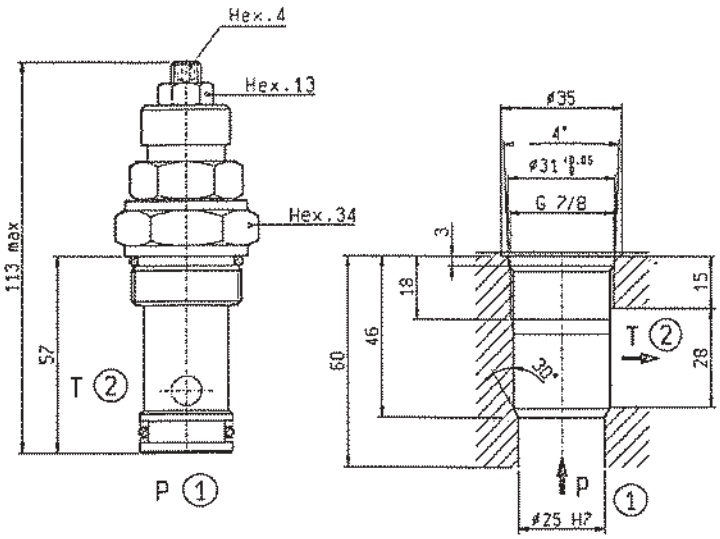

CAVITA'-CAVITY N.033

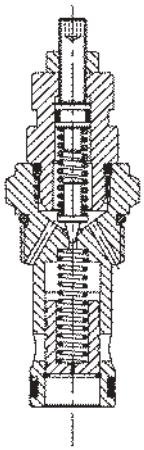

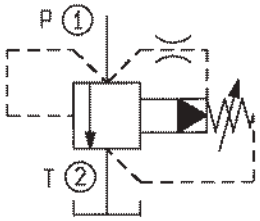

DATI TECNICI / TECHNICAL DATA

Coppia di serraggio Installation torque	121-132 Nm
Pressione di lavoro max. Max. working pressure	420 bar
Portata max. Flow max.	150 l/min
Peso Weight	0.32 kg

Trafilamento: circa 0.2 l/min al 90% della pressione di taratura standard.
Max leakage: 0.2 l/min at 90% of standard pressure setting.

Classe di pulizia dell'olio: almeno 18/14 ISO 4406 (9 NAS-1638).
Fluid cleanliness class: 18/14 ISO 4406 (9 NAS-1638) or better.

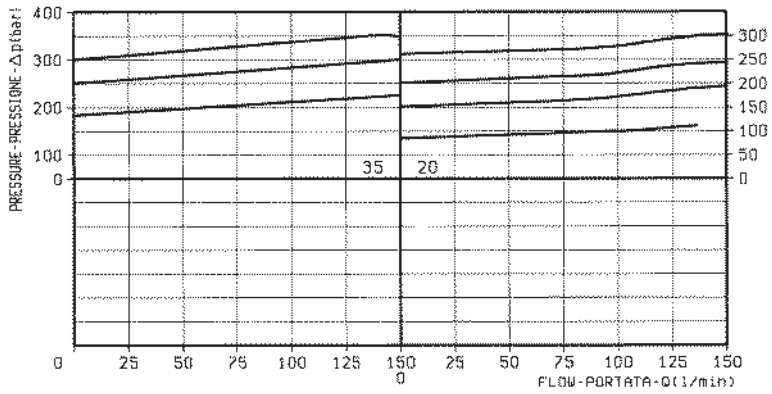

X	REGOLAZIONI ADJUSTMENTS
03	**vite esterna esagono incassato leakproof hex. socket screw**

Z	MOLLE / SPRINGS				
	Campo taratura min - max bar Adj. press. range bar	Incremento press. bar / giro vite Press. increase bar / turn	Taratura standard bar (Q = 5 l/min) Std. setting bar (made at 5 l/min)	Cod. ordinazione Ordering code	Colore Colour
20	**80-210**	**77**	**220**	**03.51.01.123**	verde green
35	**200-420**	**225**	**350**	**03.51.01.113**	giallo yellow

Y	ATTACCHI / PORT SIZE
99	Cartuccia/Cartridge

VSPC-150

05.11.05 - X - Y - Z

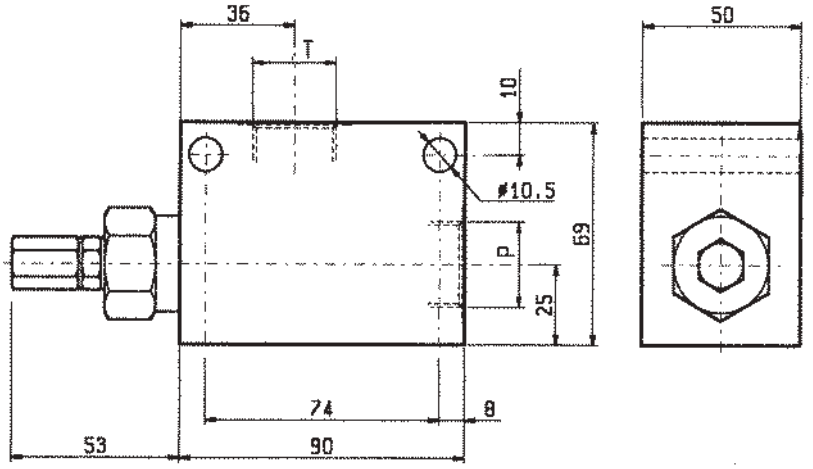

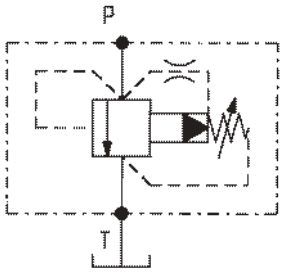

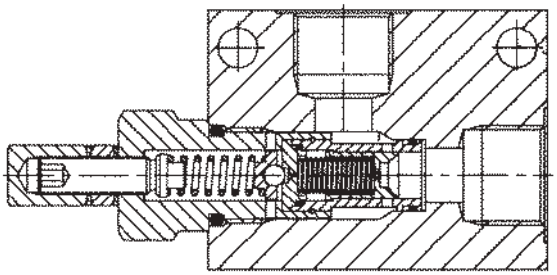

DATI TECNICI / TECHNICAL DATA

* Pressione di lavoro max. * Max. working pressure	350 bar
Portata max. Flow max.	150 l/min
Peso Weight	0.9 kg

Trafilamento: circa 0,10 l/min alla massima pressione.

Leakage: 0.10 l/min approx at max relief setting.

Classe di pulizia dell'olio: almeno 18/14 ISO 4406 (9 NAS-1638).

Fluid cleanliness class: 18/14 ISO 4406 (9 NAS-1638) or better.

Utilizzabili in applicazioni in cui la pressione allo scarico "T" sia sempre inferiore alla pressione della linea "P".

Suitable for applications where pressure in the return line "T" never exceeds the pressure in the "P" line.

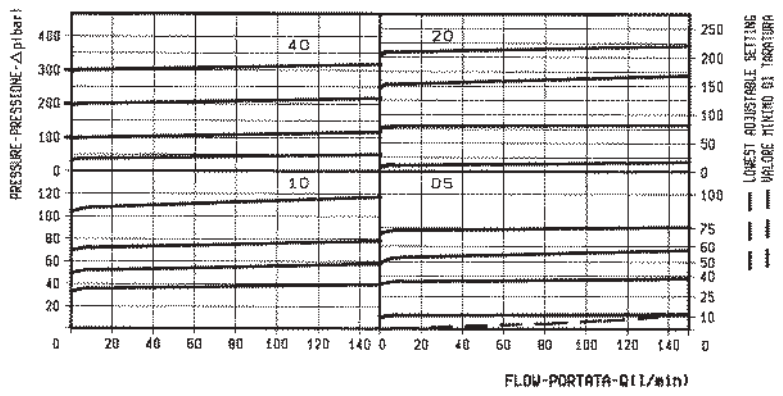

X	REGOLAZIONI ADJUSTMENTS	
03	**vite interna esagono incassato leakproof inner hex. socket screw**	
04	**volantino e predisposizione montaggio a pannello handknob and locknut panel mounting**	
	cappellotto per piombatura sealing cap codice / ordering code 03.05.01.004	

Z	MOLLE / SPRINGS				
	Campo taratura min - max bar Adj. press. range bar	Incremento press. bar / giro vite Press. increase bar / turn	Taratura standard bar (Q = 5 l/min) Std. setting bar (made at 5 l/min)	Cod. ordinazione Ordering code	Colore Colour
05	1.7-70	20.5	50		nero black
10	7-105	26	100		blu blue
20	10-210	35	200		verde green
40	35-420 *	115	350		giallo yellow

Y	ATTACCHI / PORT SIZE
	P - T
03	G 1/2
04	G 3/4
05	G 1

VSP-150

04.12.04 - X - Y - Z

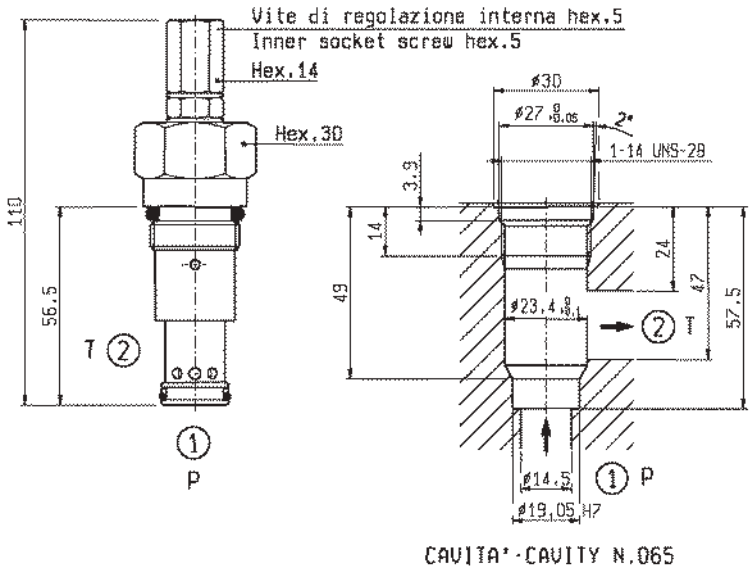

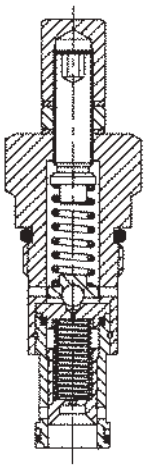

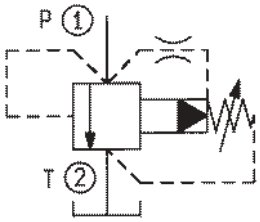

DATI TECNICI / TECHNICAL DATA

Coppia di serraggio Installation torque	121-133 Nm
Pressione di lavoro max. Max. working pressure	420 bar
Portata max. Flow max.	150 l/min
Peso Weight	0.28 kg

Trafilamento: circa 0,10 l/min alla massima pressione.
Leakage: 0.10 l/min approx at max relief setting.

Classe di pulizia dell'olio: almeno 18/14 ISO 4406 (9 NAS-1638).
Fluid cleanliness class: 18/14 ISO 4406 (9 NAS-1638) or better.

Utilizzabili in applicazioni in cui la pressione allo scarico "T" sia sempre inferiore alla pressione della linea "P".
Suitable for applications where pressure in the return line "T" never exceeds the pressure in the "P" line.

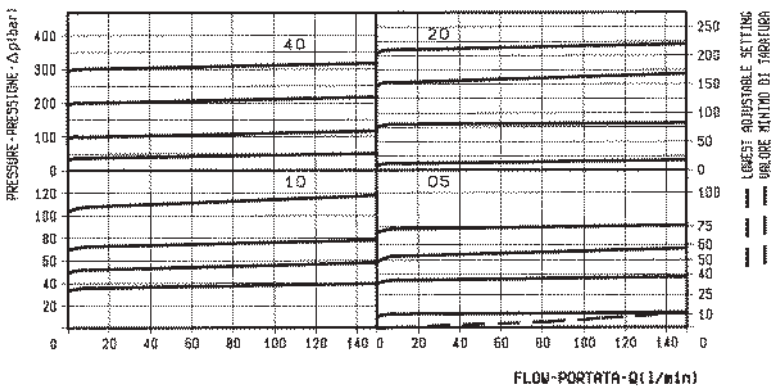

X	REGOLAZIONI ADJUSTMENTS	
03	vite interna esagono incassato leakproof inner hex. socket screw	
04	volantino e predisposizione montaggio a pannello handknob and locknut panel mounting	
	cappellotto per piombatura sealing cap codice / ordering code 03.05.01.004	

Z	MOLLE / SPRINGS				
	Campo taratura min - max bar Adj. press. range bar	Incremento press. bar / giro vite Press. increase bar / turn	Taratura standard bar (Q = 5 l/min) Std. setting bar (made at 5 l/min)	Cod. ordinazione Ordering code	Colore Colour
05	1.7-70	20.5	50		nero black
10	7-105	26	100		blu blue
20	10-210	35	200		verde green
40	35-420	115	350		giallo yellow

Y	ATTACCHI / PORT SIZE
99	Cartuccia/Cartridge

VSDC-350

05.12.04 - X - Y - Z

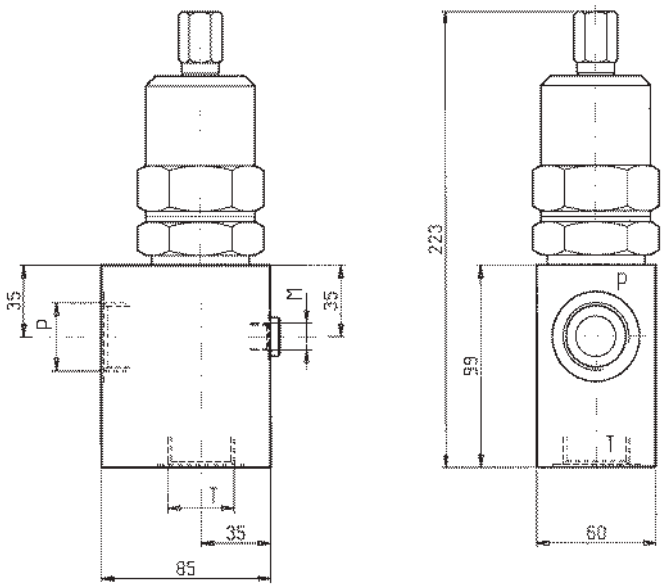

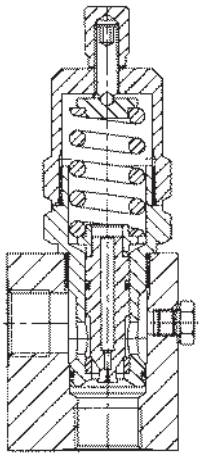

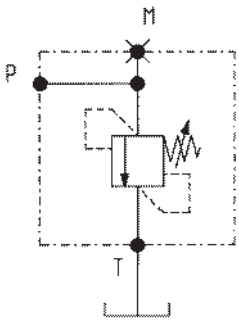

DATI TECNICI / TECHNICAL DATA

Pressione di lavoro max. Max. working pressure	210 bar
Portata max. Flow max.	350 l/min
Peso Weight	kg 2.6

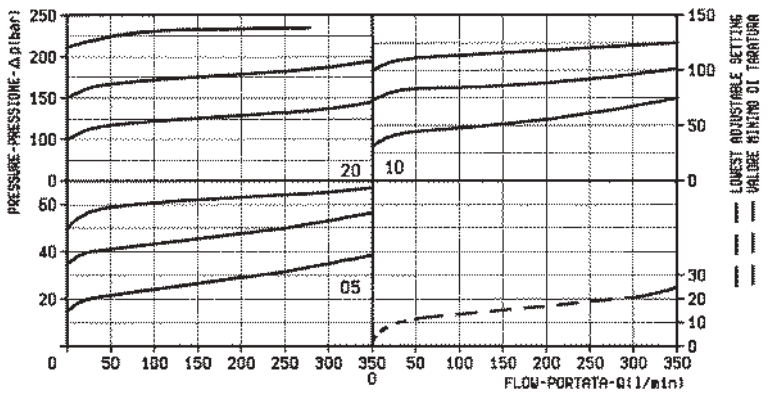

X	REGOLAZIONI ADJUSTMENTS
03	vite interna esagono incassato leakproof inner hex. socket screw

Z	MOLLE / SPRINGS				
	Campo taratura min - max bar Adj. press. range bar	Incremento press. bar / giro vite Press. increase bar / turn	Taratura standard bar (Q = 5 l/min) Std. setting bar (made at 5 l/min)	Cod. ordinazione Ordering code	Colore Colour
05	15-50	9	50	03.51.01.065	nero black
10	35-100	18	100	03.51.01.064	blu blue
20	80-210	37	200	03.51.01.044	verde green

Y	ATTACCHI / PORT SIZE	
	P-T	M
05	G 1	G 1/4
06	G 1 1/4	G 1/4

VSD-350

04.15.04 - X - Y - Z

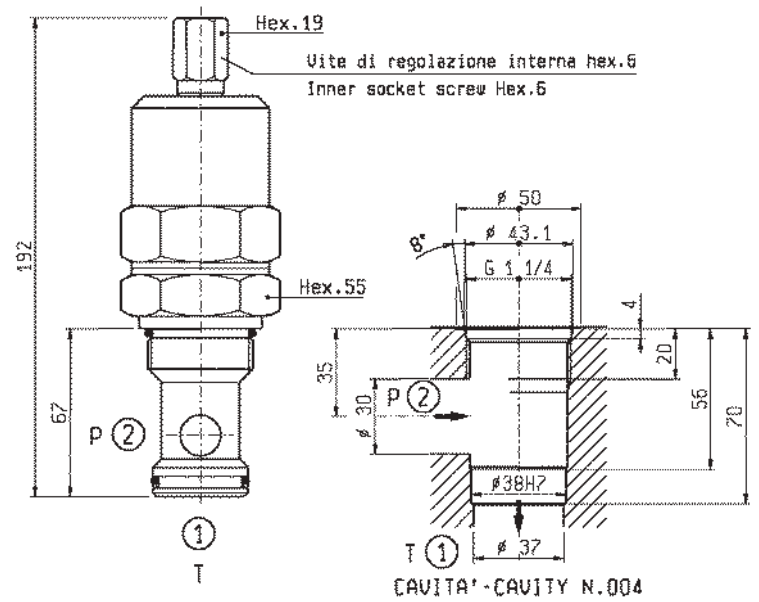

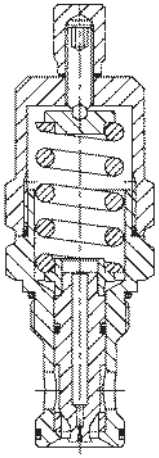

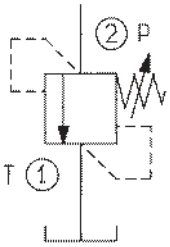

DATI TECNICI / TECHNICAL DATA

Coppia di serraggio Installation torque	245-265
Pressione di lavoro max. Max. working pressure	210 bar
Portata max. Flow max.	350 l/min
Peso Weight	1.48 kg

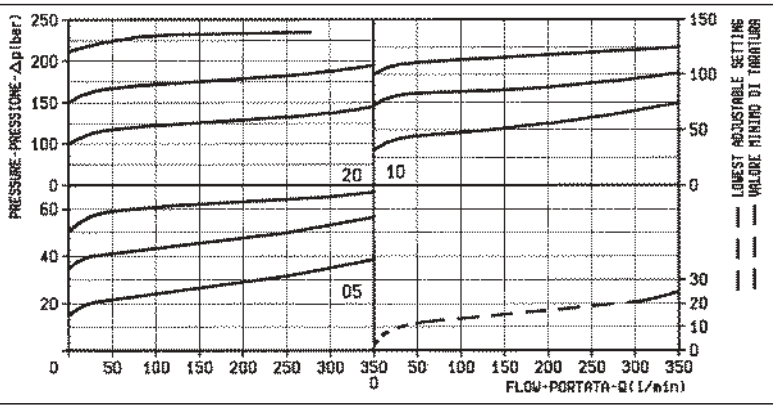

X	REGOLAZIONI ADJUSTMENTS
03	vite interna esagono incassato leakproof inner hex. socket screw

Z	MOLLE / SPRINGS				
	Campo taratura min - max bar Adj. press. range bar	Incremento press. bar / giro vite Press. increase bar / turn	Taratura standard bar (Q = 5 l/min) Std. setting bar (Q = 5 l/min)	Cod. ordinazione Ordering code	Colore Colour
05	15-50	9	50	03.51.01.065	nero black
10	35-100	18	100	03.51.01.064	blu blue
20	80-210	37	200	03.51.01.044	verde green

Y	ATTACCHI / PORT SIZE
99	Cartuccia/Cartridge

VSDC-250

05.12.03 - X - Y - Z

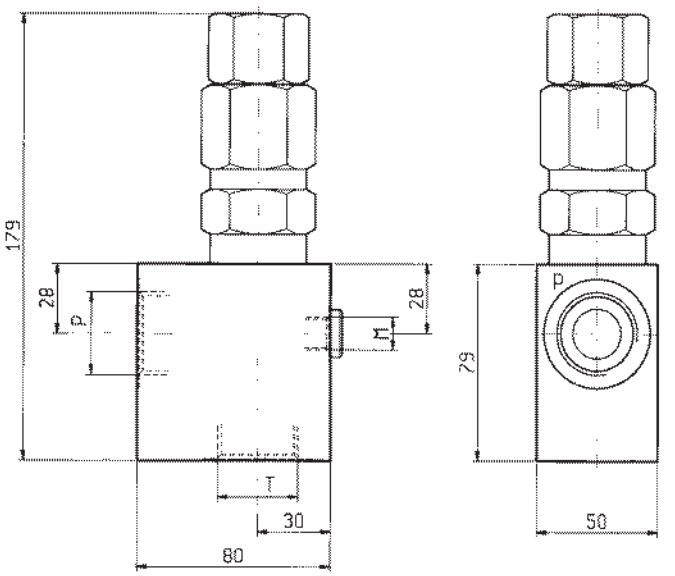

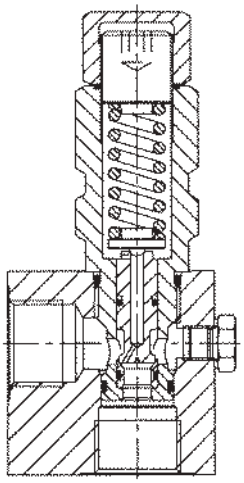

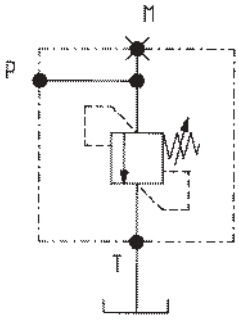

DATI TECNICI / TECHNICAL DATA

Pressione di lavoro max. Max. working pressure	350 bar
Portata max. Flow max.	240 l/min
Peso Weight	1.67 kg

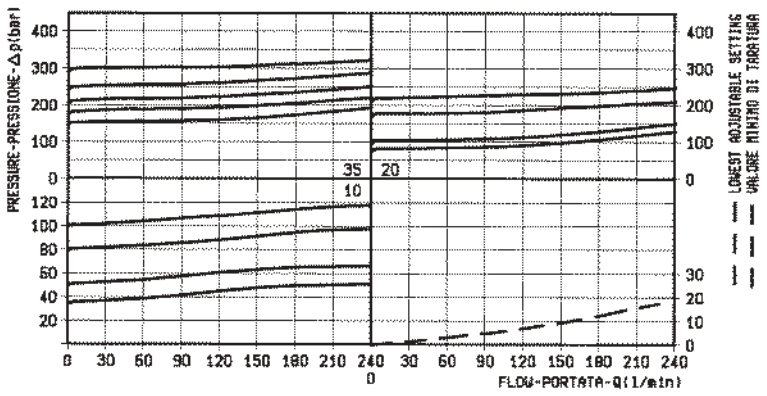

X	REGOLAZIONI ADJUSTMENTS	
03	vite interna esagono incassato leakproof inner hex. socket screw	
	cappellotto per piombatura sealing cap codice / ordering code 03.05.01.005	

Z	MOLLE / SPRINGS				
	Campo taratura min - max bar Adj. press. range bar	Incremento press. bar / giro vite Press. increase bar / turn	Taratura standard bar (Q = 5 l/min) Std. setting bar (made at 5 l/min)	Cod. ordinazione Ordering code	Colore Colour
10	35-100	18	100	03.51.01.068	blu blue
20	70-210	36	200	03.51.01.067	verde green
35	120-350	62	350	03.51.01.057	giallo yellow

Y	ATTACCHI / PORT SIZE	
	P-T	M
04	G 3/4	G 1/4
05	G 1	G 1/4

VSD-250

04.15.03 - X - Y - Z

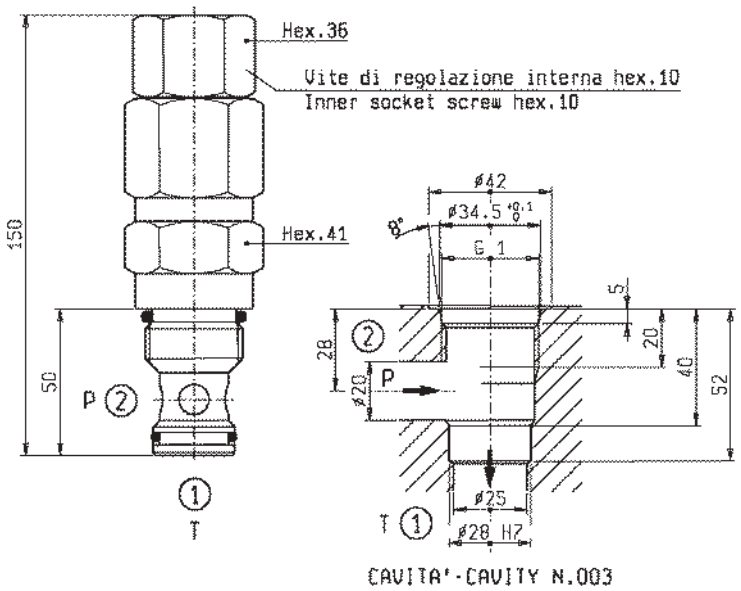

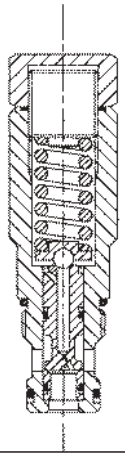

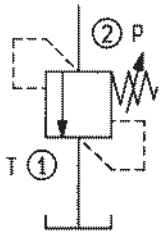

DATI TECNICI / TECHNICAL DATA

Coppia di serraggio Installation torque	208-234 Nm
Pressione di lavoro max. Max. working pressure	350 bar
Portata max. Flow max.	240 l/min
Peso Weight	1 kg

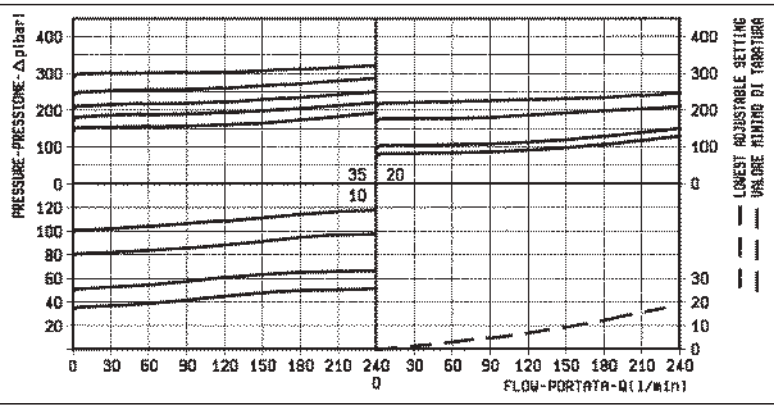

X	REGOLAZIONI ADJUSTMENTS	
03	vite interna esagono incassato leakproof inner hex. socket screw	
	cappellotto per piombatura sealing cap codice / ordering code 03.05.01.005	

Z	MOLLE / SPRINGS				
	Campo taratura min - max bar Adj. press. range bar	Incremento press. bar / giro vite Press. increase bar / turn	Taratura standard bar (Q = 5 l/min) Std. setting bar (made at 5 l/min)	Cod. ordinazione Ordering code	Colore Colour
10	35-100	18	100	03.51.01.068	blu blue
20	70-210	36	200	03.51.01.067	verde green
35	120-350	62	350	03.51.01.057	giallo yellow

Y	ATTACCHI / PORT SIZE
99	Cartuccia/Cartridge

VSDC-150

05.12.02 - X - Y - Z

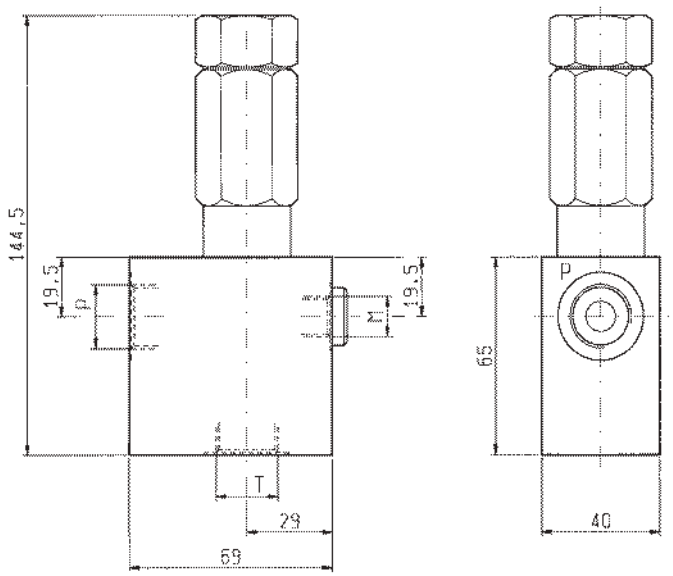

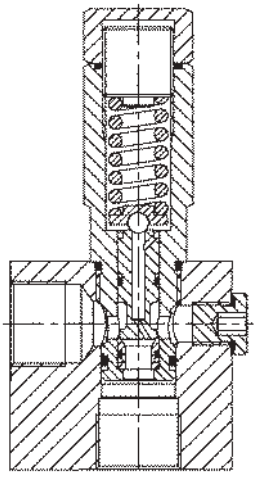

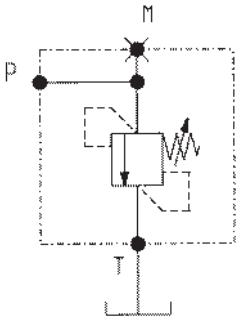

DATI TECNICI / TECHNICAL DATA

Pressione di lavoro max. Max. working pressure	350 bar
Portata max. Flow max.	150 l/min
Peso Weight	0.9 kg

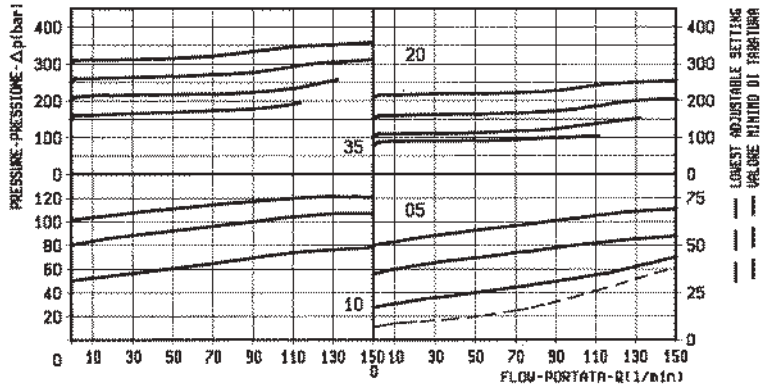

X	REGOLAZIONI ADJUSTMENTS	
03	vite interna esagono incassato leakproof inner hex. socket screw	
	cappellotto per piombatura sealing cap codice / ordering code 03.05.01.001	

Z	MOLLE / SPRINGS				
	Campo taratura min - max bar Adj. press. range bar	Incremento press. bar / giro vite Press. increase bar / turn	Taratura standard bar (Q = 5 l/min) Std. setting bar (Q = 5 l/min)	Cod. ordinazione Ordering code	Colore Colour
05	5-50	16	50	03.51.01.150	nero black
10	40-100	33	100	03.51.01.151	blu blue
20	70-210	68	200	03.51.01.152	verde green
35	130-350	105	350	03.51.01.142	giallo yellow

Y	ATTACCHI / PORT SIZE	
	P-T	M
02	G 1/2	G 1/4
03	G 3/4	G 1/4

VSD-150

04.15.02 - X - Y - Z

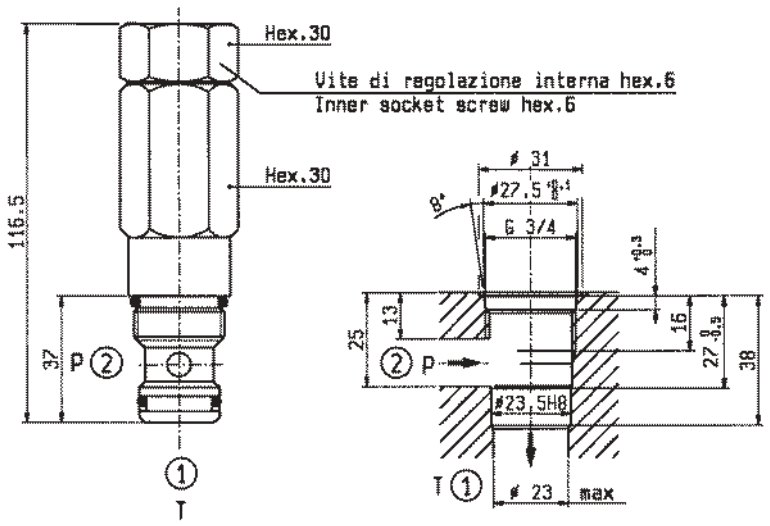

CAVITA'-CAVITY N.005

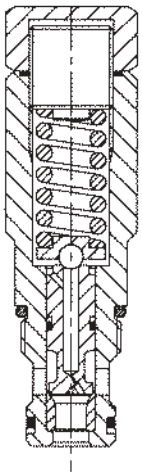

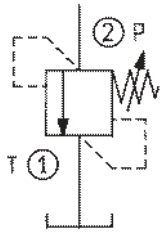

DATI TECNICI / TECHNICAL DATA

Coppia di serraggio Installation torque	150-162 Nm
Pressione di lavoro max. Max. working pressure	350 bar
Portata max. Flow max.	150 l/min
Peso Weight	0.475 kg

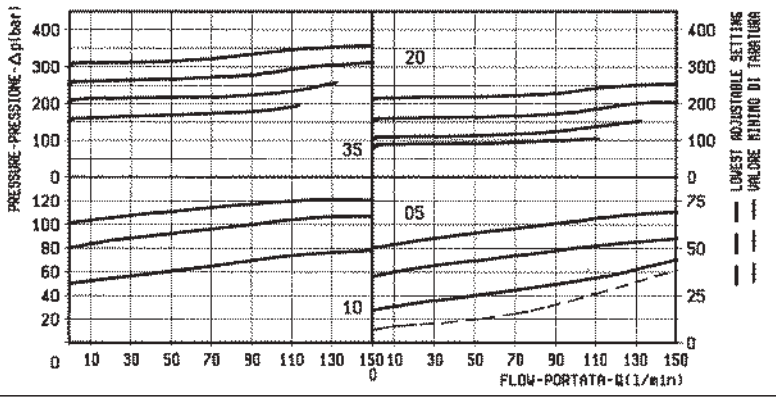

X	REGOLAZIONI ADJUSTMENTS	
03	vite interna esagono incassato leakproof inner hex. socket screw	
	cappellotto per piombatura sealing cap codice / ordering code 03.05.01.001	

Z	MOLLE / SPRINGS				
	Campo taratura min - max bar Adj. press. range bar	Incremento press. bar / giro vite Press. increase bar / turn	Taratura standard bar (Q = 5 l/min) Std. setting bar (Q = 5 l/min)	Cod. ordinazione Ordering code	Colore Colour
05	5-50	16	50	03.51.01.150	nero black
10	40-100	33	100	03.51.01.151	blu blue
20	70-210	68	200	03.51.01.152	verde green
35	130-350	105	350	03.51.01.142	giallo yellow

Y	ATTACCHI / PORT SIZE
99	Cartuccia/Cartridge

VSDC-50

05.12.01 - X - Y - Z

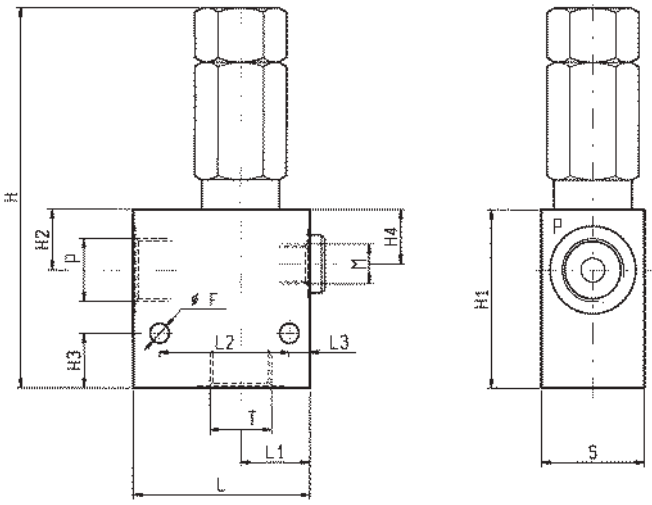

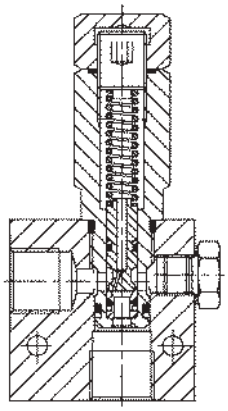

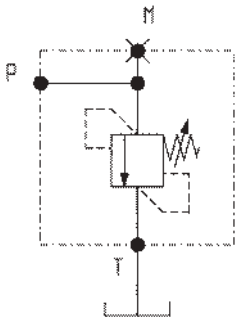

DATI TECNICI / TECHNICAL DATA

Pressione di lavoro max. Max. working pressure	350 bar
Portata massima vedi diagramma Flow see performance graph	

S	L3	L2	L1	L	H4	H3	H2	H1	H	F						Y	Peso kg Weight kg
35	8	44	30	60	18	18	20	59	126	6.5						1/2	0.62
35	7	44	23.5	60	20	8	20	49	116	6.5						3/8	0.58

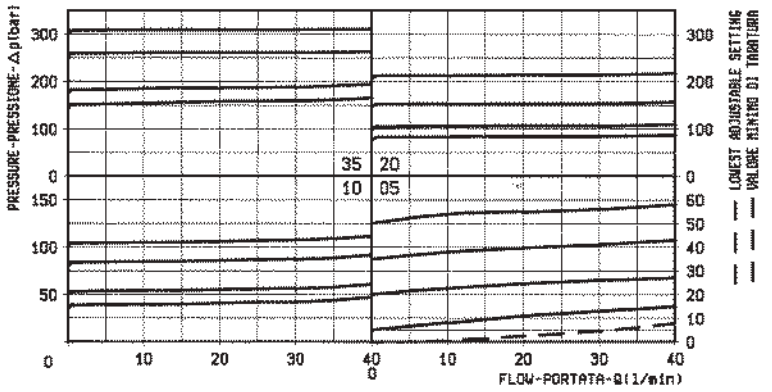

X	REGOLAZIONI ADJUSTMENTS	
03	vite esterna esagono incassato leakproof hex. socket screw	
	cappellotto per piombatura sealing cap codice / ordering code 03.05.01.001	

Z	MOLLE / SPRINGS				
	Campo taratura min - max bar Adj. press. range bar	Incremento press. bar / giro vite Press. increase bar / turn	Taratura standard bar (Q = 5 l/min) Std. setting bar (Q = 5 l/min)	Cod. ordinazione Ordering code	Colore Colour
05	5-50	15	50	03.51.01.077	nero black
10	30-100	30	100	03.51.01.076	blu blue
20	60-210	60	200	03.51.01.075	verde green
35	100-350	100	350	03.51.01.059	giallo yellow

Y	ATTACCHI / PORT SIZE	
	P-T	M
02	G 3/8	G 1/4
03	G 1/2	G 1/4

VSD-50

04.15.01 - X - Y - Z

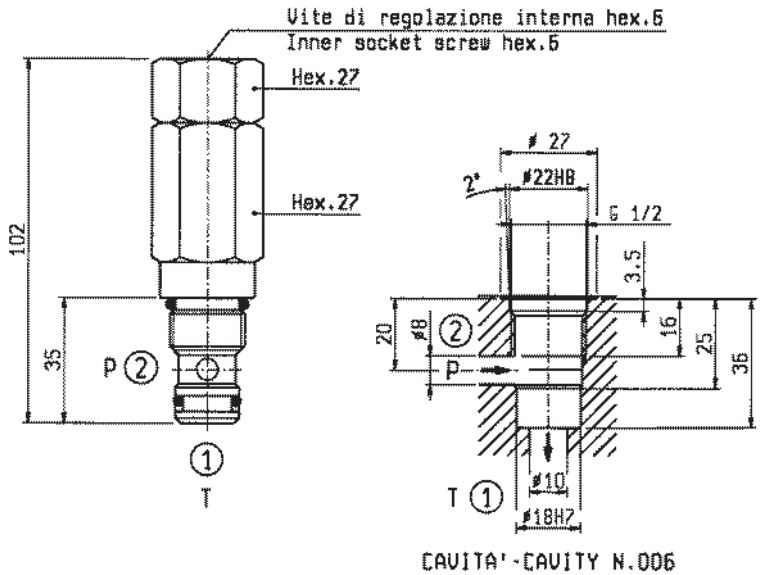

CAVITA'-CAVITY N.006

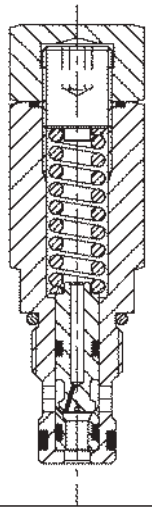

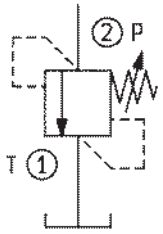

DATI TECNICI / TECHNICAL DATA

Coppia di serraggio Installation torque	96-108 Nm
Pressione di lavoro max. Max. working pressure	350 bar
Portata max. Flow max.	40 l/min
Peso Weight	0.34 kg

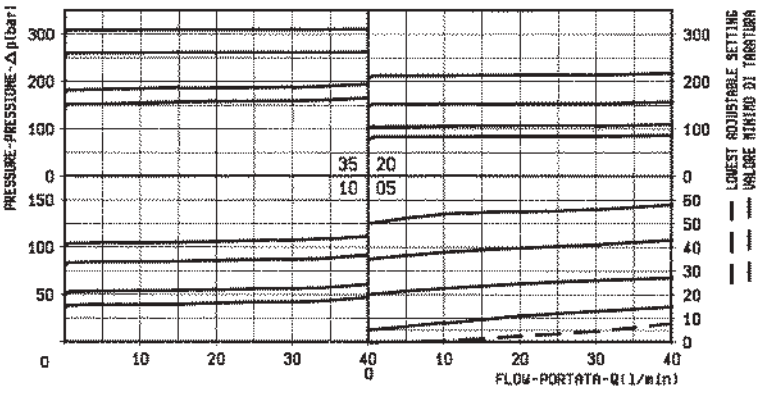

Z	MOLLE / SPRINGS				
	Campo taratura min - max bar Adj. press. range bar	Incremento press. bar / giro vite Press. increase bar / turn	Taratura standard bar (Q = 5 l/min) Std. setting bar (Q = 5 l/min)	Cod. ordinazione Ordering code	Colore Colour
05	5-50	15	50	03.51.01.077	nero black
10	30-100	30	100	03.51.01.076	blu blue
20	60-210	60	200	03.51.01.075	verde green
35	100-350	100	350	03.51.01.059	giallo yellow

X	REGOLAZIONI ADJUSTMENTS	
03	vite interna esagono incassato leakproof inner hex. socket screw	
	cappellotto per piombatura sealing cap codice / ordering code 03.05.01.001	

Y	ATTACCHI / PORT SIZE
99	Cartuccia/Cartridge

VS-42

04.11.34 - X - Y - Z

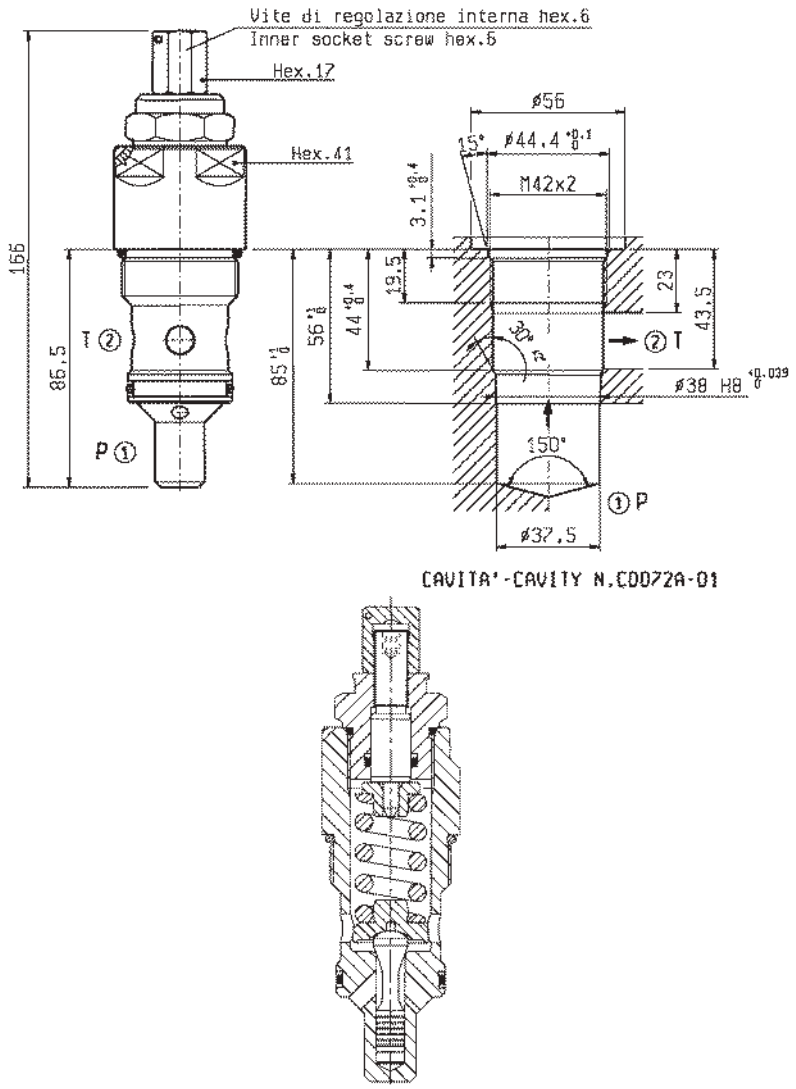

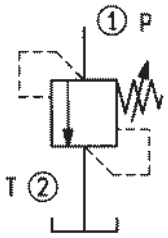

DATI TECNICI / TECHNICAL DATA

Con fori per piombatura a filo With holes for wire-locking	
Coppia di serraggio Installation torque	246-272 Nm
Pressione di lavoro max. Max. working pressure	350 bar
Portata max. Flow max.	200 l/min
Peso Weight	1 kg

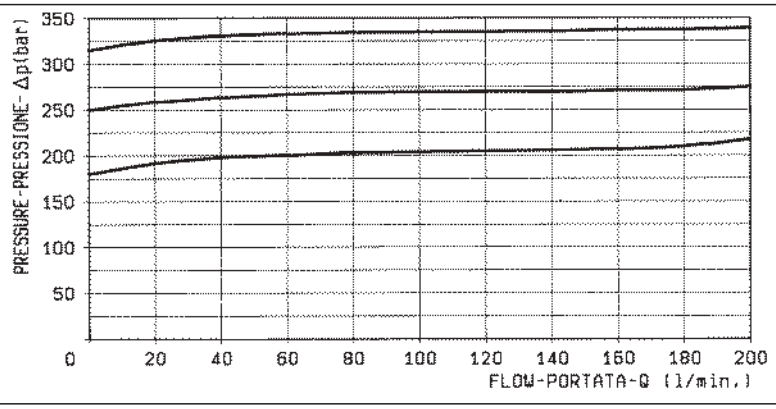

X	REGOLAZIONI ADJUSTMENTS
52	**vite interna esagono incassato leakproof inner hex. socket screw**

Z	MOLLE / SPRINGS				
	Campo taratura min - max bar Adj. press. range bar	Incremento press. bar / giro vite Press. increase bar / turn	Taratura standard bar (Q = 5 l/min) Std. setting bar (Q = 5 l/min)	Cod. ordinazione Ordering code	Colore Colour
35	**70-350**	**70**	**350**	**03.51.01.185**	giallo yellow

Y	ATTACCHI / PORT SIZE
99	Cartuccia/Cartridge

MASSIMA PRESSIONE, DIRETTE, OTTURATORE CONICO
DIRECT, POPPET TYPE RELIEF

VS-80-2S

04.11.33 - X - Y - Z

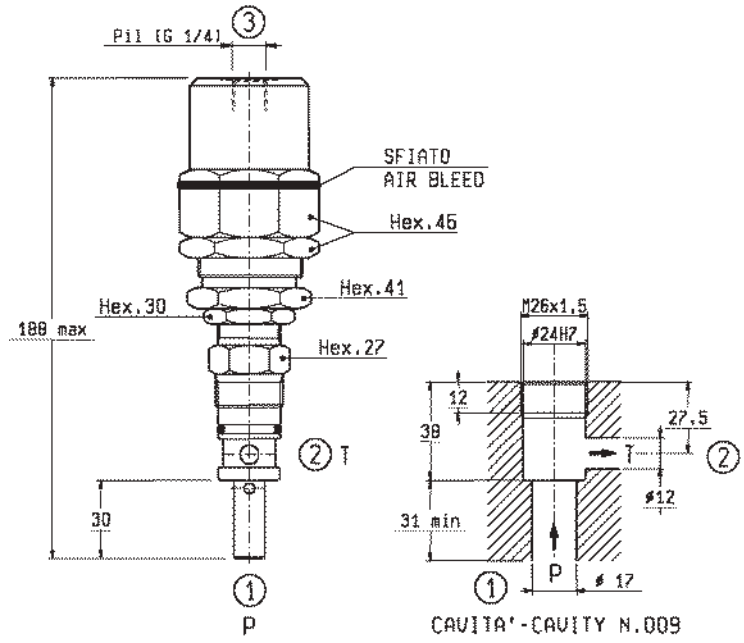

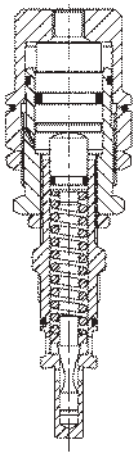

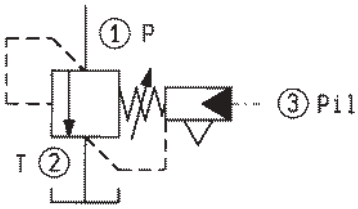

DATI TECNICI / TECHNICAL DATA

Coppia di serraggio Installation torque	83-92 Nm
Pressione di lavoro max. Max. working pressure	300 bar
Pressione max. in “Pil” Max. pressure in “Pil”	30 bar
Portata max. Flow max.	80 l/min
Peso Weight	1.16 kg

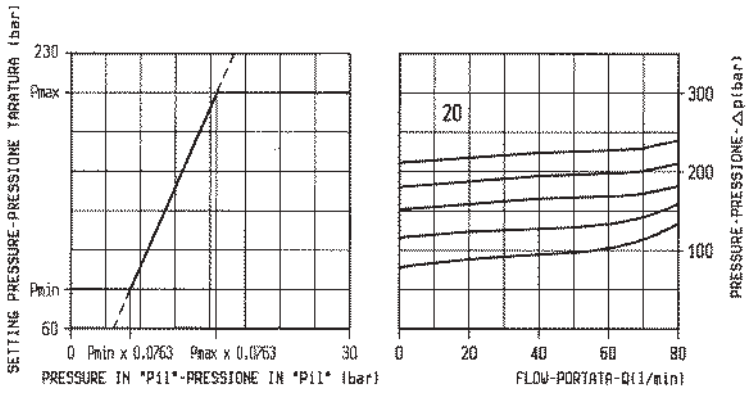

X	REGOLAZIONI ADJUSTMENTS
03	**regolazione oleodinamica** **hydraulic adjustments**

Z	MOLLE / SPRINGS					
	Campo taratura min - max bar Adj. press. range bar	Incremento press. bar / giro vite Press. increase bar / turn	Taratura standard bar (Q = 5 l/min) Std. Setting bar (made at 5 l/min) Pmin	Pmax	Cod. ordinazione Ordering code	Colore Colour
			Livello min Min level	Livello max Max level		
20	**60-300**	**27.5**	**140**	**190**	**03.51.01.010**	rosso red

Y	ATTACCHI / PORT SIZE
99	Cartuccia/Cartridge

VSC-80

05.13.02 - X - Y - Z

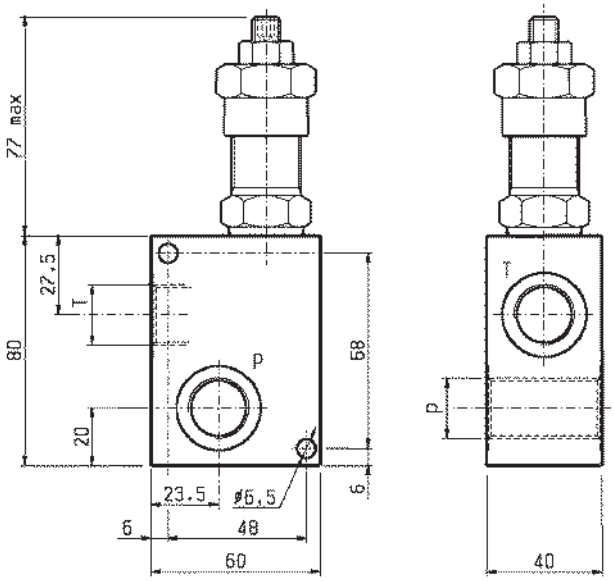

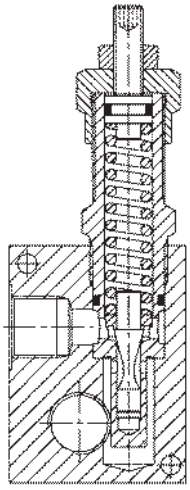

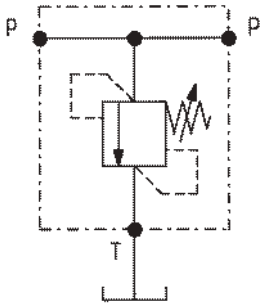

DATI TECNICI / TECHNICAL DATA

Pressione di lavoro max. Max. working pressure	250 bar
Portata max. Flow max.	80 l/min
Peso Weight	0.75 kg

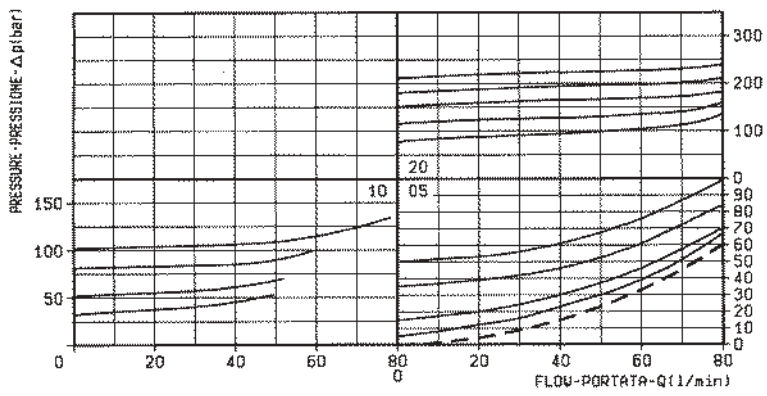

X	REGOLAZIONI ADJUSTMENTS	
03	**vite esterna esagono incassato leakproof hex. socket screw**	
04	**volantino e dado handknob and locknut**	
	cappellotto per piombatura sealing cap codice / ordering code 03.05.01.001	

Z	MOLLE / SPRINGS				
	Campo taratura min - max bar Adj. press. range bar	Incremento press. bar / giro vite Press. increase bar / turn	Taratura standard bar (Q = 5 l/min) Std. setting bar (Q = 5 l/min)	Cod. ordinazione Ordering code	Colore Colour
05	5-50	6	50	03.51.01.020	nero black
10	35-100	12	100	03.51.01.001	blu blue
20	80-250	27	200	03.51.01.010	rosso red

Y	ATTACCHI / PORT SIZE
	P - T
03	G 1/2
04	G 3/4

VS-80

04.11.05 - X - Y - Z

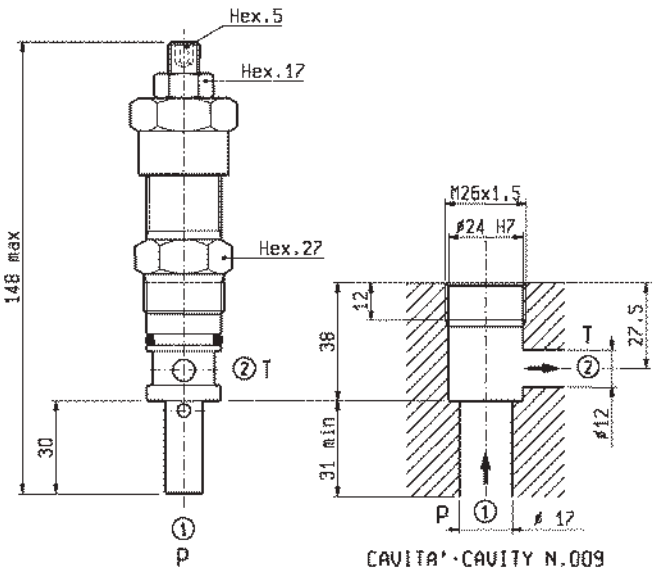

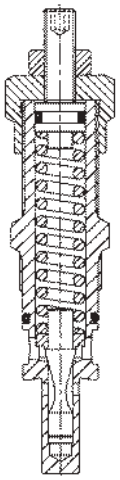

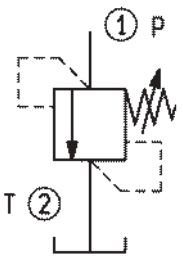

DATI TECNICI / TECHNICAL DATA

Coppia di serraggio Installation torque	83-92 Nm
Pressione di lavoro max. Max. working pressure	250 bar
Portata max. Flow max.	80 l/min
Peso Weight	0.35 kg

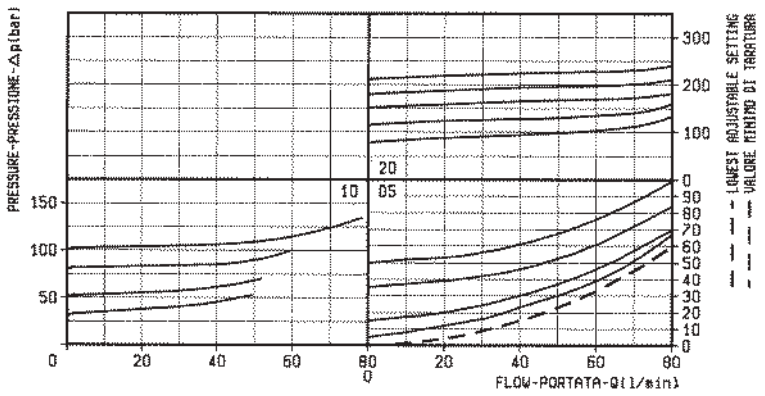

X	REGOLAZIONI ADJUSTMENTS	
03	vite esterna esagono incassato leakproof hex. socket screw	
04	volantino e dado handknob and locknut	
	cappellotto per piombatura sealing cap codice / ordering code 03.05.01.001	

Z	MOLLE / SPRINGS				
	Campo taratura min - max bar Adj. press. range bar	Incremento press. bar / giro vite Press. increase bar / turn	Taratura standard bar (Q = 5 l/min) Std. setting bar (Q = 5 l/min)	Cod. ordinazione Ordering code	Colore Colour
05	5-50	6	50	03.51.01.020	nero black
10	35-100	12	100	03.51.01.001	blu blue
20	80-250	27	200	03.51.01.010	rosso red

Y	ATTACCHI / PORT SIZE
99	Cartuccia/Cartridge

VS-30-NCF

04.11.18 - X - Y - Z

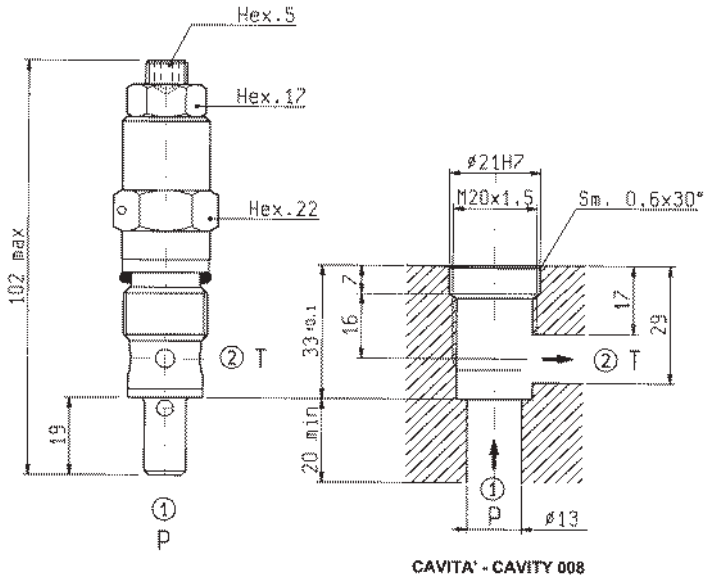

CAVITA' - CAVITY 008

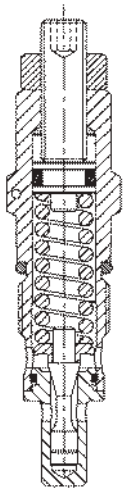

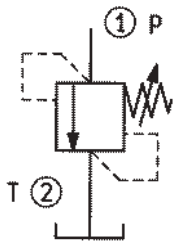

DATI TECNICI / TECHNICAL DATA

Coppia di serraggio Installation torque	46-51 Nm
Pressione di lavoro max. Max. working pressure	350 bar
Portata max. Flow max.	30 l/min
Peso Weight	0.17 kg
Sede di tenuta temprata Hardened scat	

N.B.: La taratura deve essere effettuata dopo il montaggio, in quanto la molla non può essere compressa mentre le cartucce sono fuori dalle cavità. Analogamente la vite di taratura deve essere completamente allentata prima di svitare le cartucce dalle cavità.

N.B.: The pressure setting must be done after installation, because the spring cannot be compressed while the cartridge is out of the cavity. For the same reason the threaded adjuster must be fully released prior to unscrewing the cartridge from cavity.

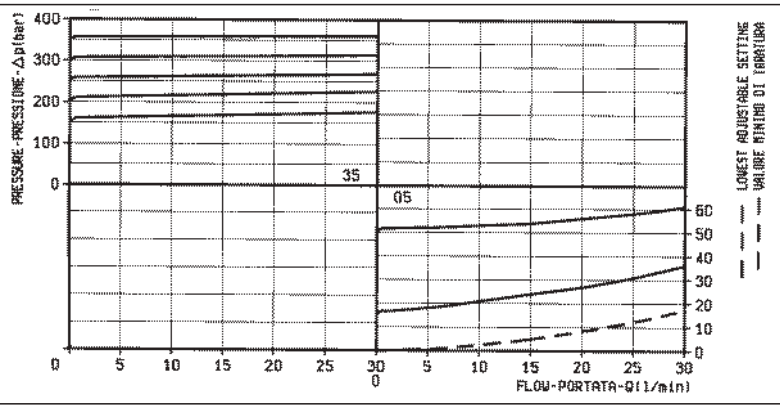

X	REGOLAZIONI ADJUSTMENTS
03	**vite esterna esagono incassato leakproof hex. socket screw**

Z	MOLLE / SPRINGS				
	Campo taratura min - max bar Adj. press. range bar	Incremento press. bar / giro vite Press. increase bar / turn		Cod. ordinazione Ordering code	Colore Colour
05	**5-50**	**12**		**03.51.01.077**	nero black
35	**100-350**	**82**		**03.51.01.059**	giallo yellow

Y	ATTACCHI / PORT SIZE
09	Cartuccia/Cartridge

VSC-30

05.13.01 - X - Y - Z

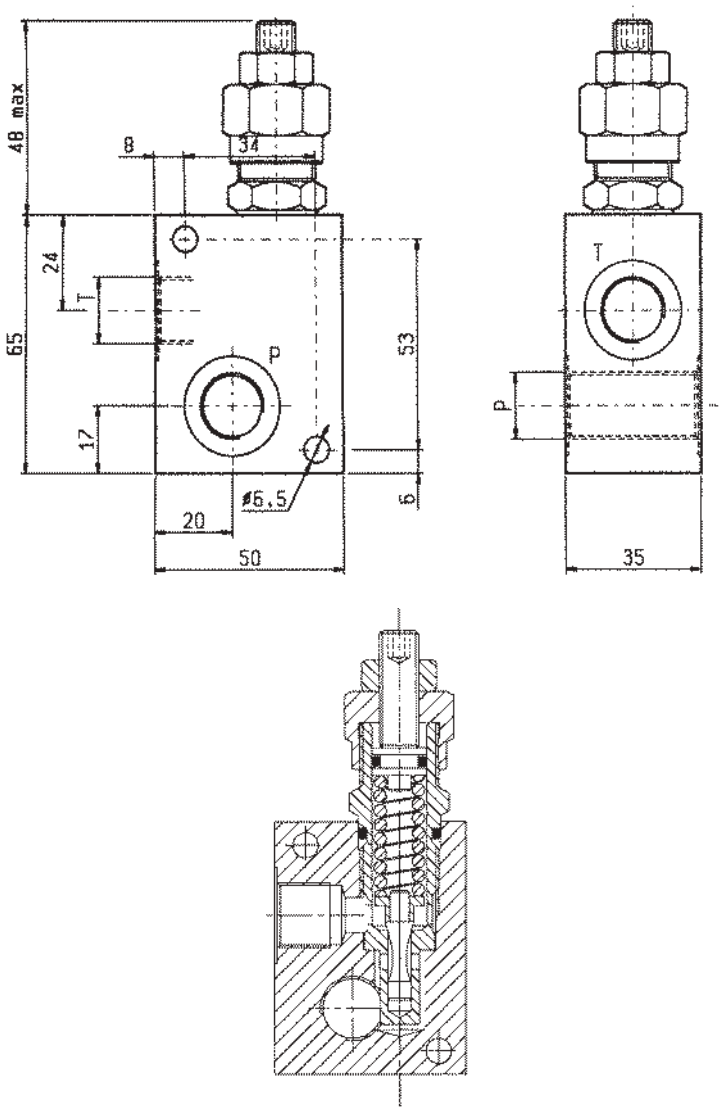

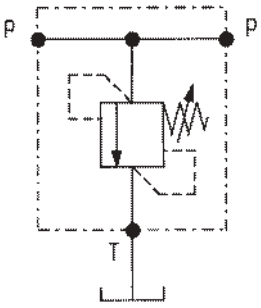

DATI TECNICI / TECHNICAL DATA

Pressione di lavoro max. Max. working pressure	350 bar
Portata max. Flow max.	30 l/min
Peso Weight	0.41 kg

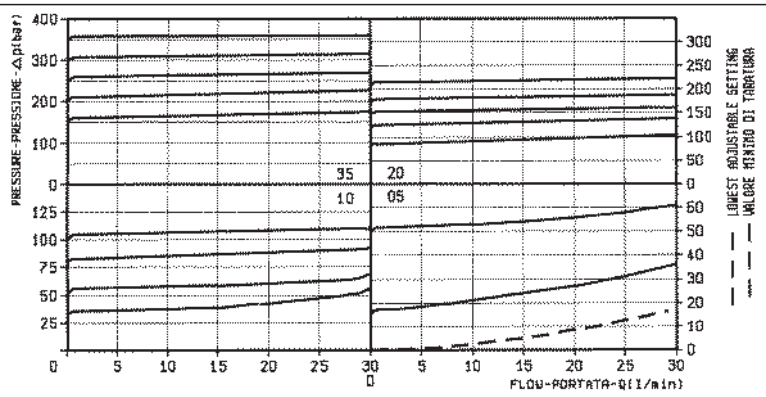

X	REGOLAZIONI ADJUSTMENTS	
03	vite esterna esagono incassato leakproof hex. socket screw	
04	volantino e dado handknob and locknut	
	cappellotto per piombatura sealing cap codice / ordering code 03.05.01.003	

Z	MOLLE / SPRINGS				
	Campo taratura min - max bar Adj. press. range bar	Incremento press. bar / giro vite Press. increase bar / turn	Taratura standard bar (Q = 5 l/min) Std. setting bar (Q = 5 l/min)	Cod. ordinazione Ordering code	Colore Colour
05	5-50	12	50	03.51.01.077	nero black
10	30-100	24	100	03.51.01.076	blu blue
20	50-210	47	200	03.51.01.075	verde green
35	100-350	82	350	03.51.01.059	giallo yellow

Y	ATTACCHI / PORT SIZE
	P - T
02	G 3/8
03	G 1/2
04	G 1/4

VS-30

04.11.18 - X - Y - Z

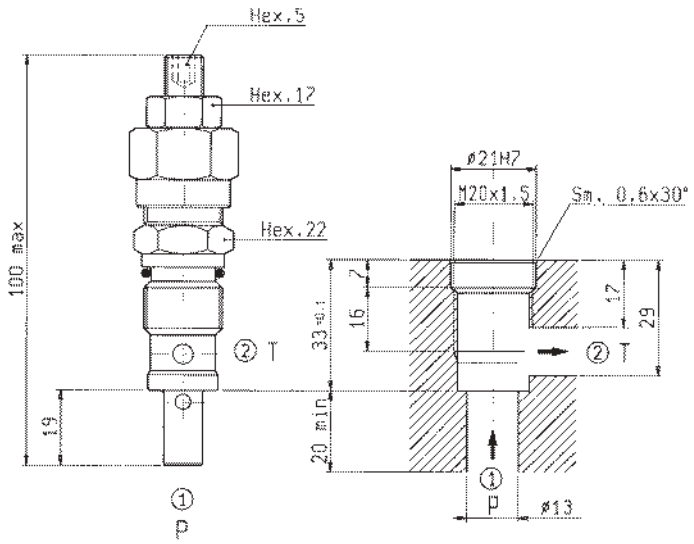

CAVITA' - CAVITY 008

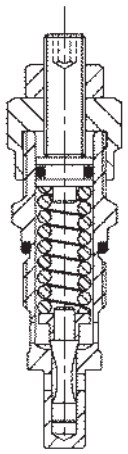

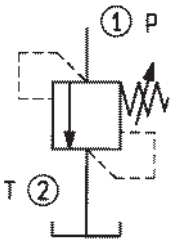

DATI TECNICI / TECHNICAL DATA

Coppia di serraggio Installation torque	46-51 Nm
Pressione di lavoro max. Max. working pressure	350 bar
Portata max. Flow max.	30 l/min
Peso Weight	0.17 kg

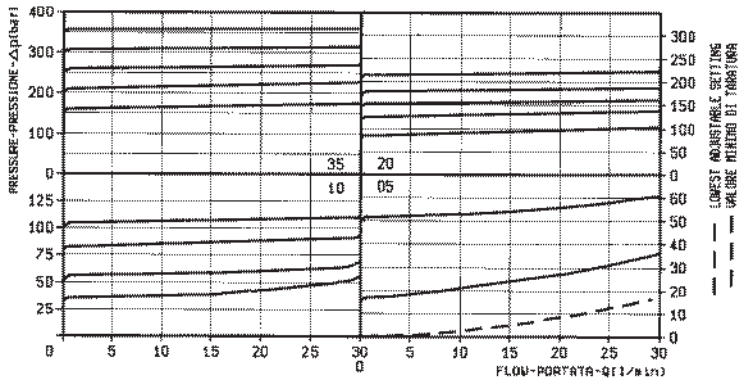

X	REGOLAZIONI ADJUSTMENTS	
03	vite esterna esagono incassato leakproof hex. socket screw	
04	volantino e dado handknob and locknut	
	cappellotto per piombatura sealing cap codice / ordering code 03.05.01.003	

Z	MOLLE / SPRINGS				
	Campo taratura min - max bar Adj. press. range bar	Incremento press. bar / giro vite Press. increase bar / turn	Taratura standard bar (Q = 5 l/min) Std. setting bar (Q = 5 l/min)	Cod. ordinazione Ordering code	Colore Colour
05	5-50	12	50	03.51.01.077	nero black
10	30-100	24	100	03.51.01.076	blu blue
20	50-210	47	200	03.51.01.075	verde green
35	100-350	82	350	03.51.01.059	giallo yellow

Y	ATTACCHI / PORT SIZE
99	Cartuccia/Cartridge

VSC-20

05.13.07 - X - Y - Z

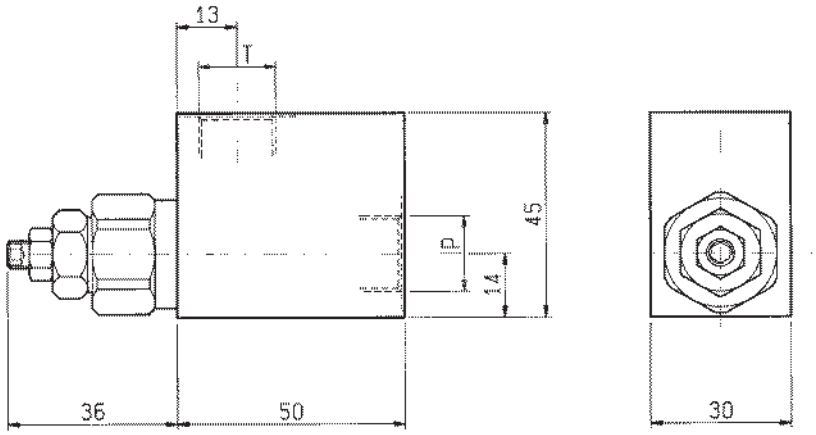

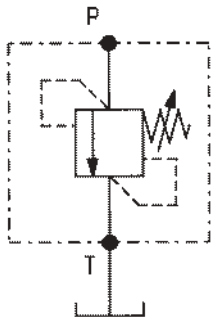

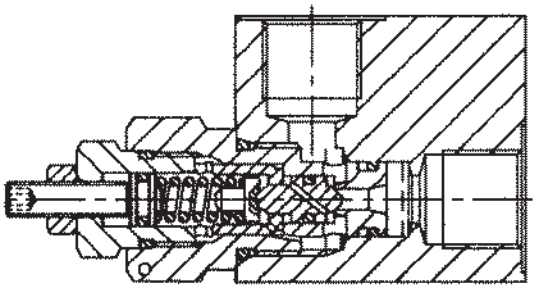

DATI TECNICI / TECHNICAL DATA

Pressione di lavoro max. Max. working pressure	350 bar
Portata max. Flow max.	20 l/min
Peso Weight	0.425 kg

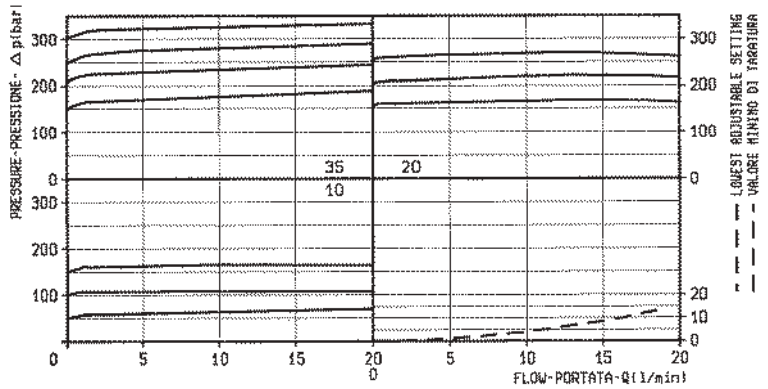

X	REGOLAZIONI ADJUSTMENTS	
03	vite esterna esagono incassato leakproof hex. socket screw	
04	volantino e dado handknob and locknut	
	cappellotto per piombatura sealing cap codice / ordering code 03.05.01.002	

Z	MOLLE / SPRINGS				
	Campo taratura min - max bar Adj. press. range bar	Incremento press. bar / giro vite Press. increase bar / turn	Taratura standard bar (Q = 5 l/min) Std. setting bar (Q = 5 l/min)	Cod. ordinazione Ordering code	Colore Colour
05	30-50	8	50	03.51.01.133	nero black
10	40-150	38	100	03.51.01.121	blu blue
20	80-210	77	200	03.51.01.122	verde green
35	150-350	146	350	03.51.01.132	giallo yellow

Y	ATTACCHI / PORT SIZE
	P - T
02	G 3/8

MASSIMA PRESSIONE, DIRETTE, OTTURATORE CONICO
DIRECT, POPPET TYPE RELIEF

VS-20

04.11.23 - X - Y - Z

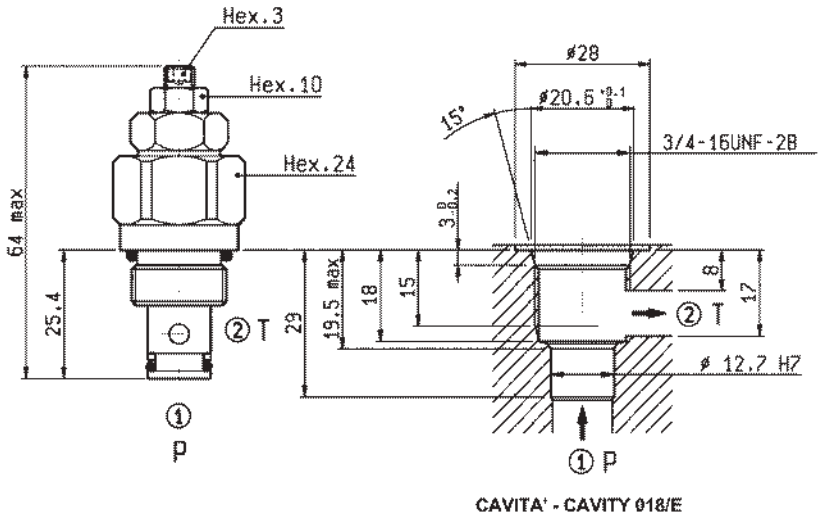

CAVITA' - CAVITY 018/E

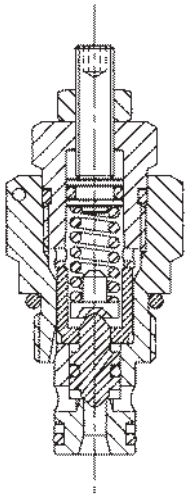

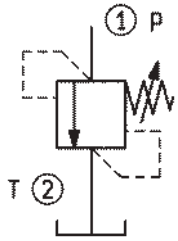

DATI TECNICI / TECHNICAL DATA

Coppia di serraggio Installation torque	50-59 Nm
Pressione di lavoro max. Max. working pressure	350 bar
Portata max. Flow max.	20 l/min
Peso Weight	0.17 kg

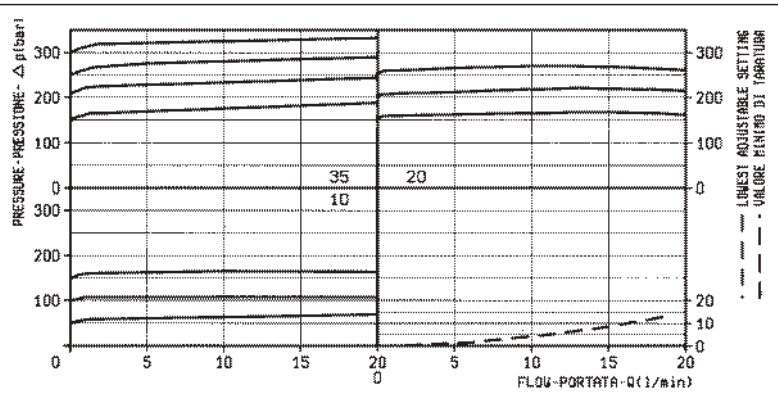

X	REGOLAZIONI ADJUSTMENTS	
03	vite esterna esagono incassato leakproof hex. socket screw	
04	volantino e dado handknob and locknut	
	cappellotto per piombatura sealing cap codice / ordering code 03.05.01.002	

Z	MOLLE / SPRINGS				
	Campo taratura min - max bar Adj. press. range bar	Incremento press. bar / giro vite Press. increase bar / turn	Taratura standard bar (Q = 5 l/min) Std. setting bar (Q = 5 l/min)	Cod. ordinazione Ordering code	Colore Colour
05	30-50	8	50	03.51.01.133	nero black
10	40-150	38	100	03.51.01.121	blu blue
20	80-210	77	200	03.51.01.122	verde green
35	150-350	146	350	03.51.01.132	giallo yellow

Y	ATTACCHI / PORT SIZE
99	Cartuccia/Cartridge

VS-10

04.11.22 - X - Y - Z

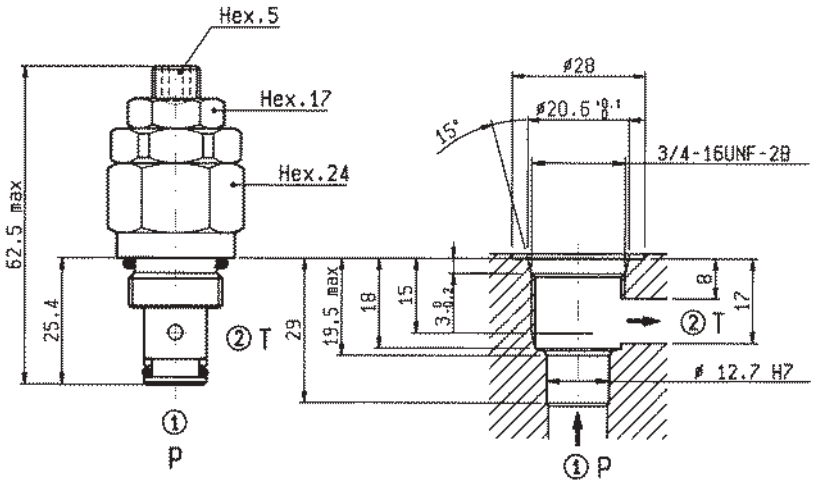

CAVITA' - CAVITY 018/E

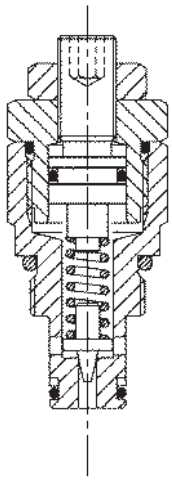

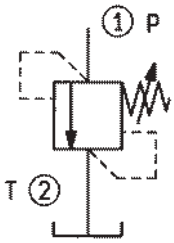

DATI TECNICI / TECHNICAL DATA

Coppia di serraggio Installation torque	50-59 Nm
Pressione di lavoro max. Max. working pressure	350 bar
Portata max. Flow max.	3 l/min
Peso Weight	0.14 kg

X	REGOLAZIONI ADJUSTMENTS	
03	vite esterna esagono incassato leakproof hex. socket screw	
04	volantino e controvolantino handknob and locknut	
	cappellotto per piombatura sealing cap codice / ordering code 03.05.01.003	

Z	MOLLE / SPRINGS				
	Campo taratura min - max bar Adj. press. range bar	Incremento press. bar / giro vite Press. increase bar / turn	Taratura standard bar (Q = 1 l/min) Std. setting bar (Q = 1 l/min)	Cod. ordinazione Ordering code	Colore Colour
10	25-110	22,5	100	03.51.01.120	blu blue
20	50-210	48	200	03.51.01.121	verde green
35	100-350	95	350	03.51.01.122	giallo yellow

Y	ATTACCHI / PORT SIZE
99	Cartuccia/Cartridge

VS-5-C

04.11.44 - X - Y - Z

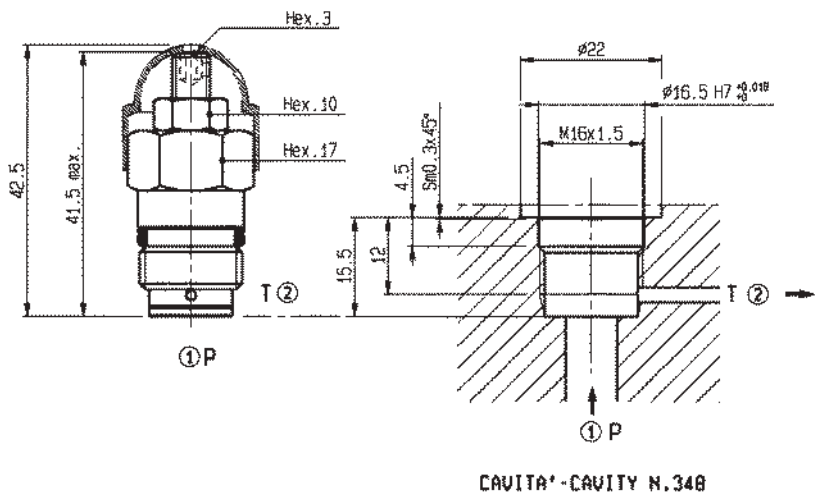

CAVITA'-CAVITY N.348

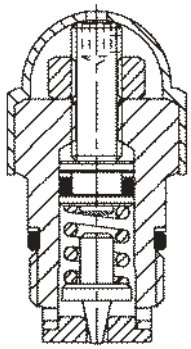

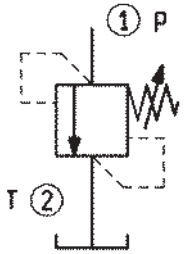

DATI TECNICI / TECHNICAL DATA

Coppia di serraggio Installation torque	36-44 Nm
Pressione di lavoro max. Max. working pressure	400 bar
Portata max. Flow max.	1.5 l/min
Peso Weight	0.05 kg

N.B.: La taratura deve essere effettuata dopo il montaggio, in quanto la molla non può essere compressa mentre le cartucce sono fuori dalle cavità. Analogamente la vite di taratura deve essere completamente allentata prima di svitare le cartucce dalle cavità.

N.B.: The pressure setting must be done after installation, because the spring cannot be compressed while the cartridge is out of the cavity. For the same reason the threaded adjuster must be fully released prior to unscrewing the cartridge from cavity.

X	REGOLAZIONI ADJUSTMENTS	
03	**vite esterna esagono incassato leakproof hex. socket screw**	
	cappellotto per piombatura sealing cap codice / ordering code 03.05.01.012	

Z	MOLLE / SPRINGS				
	Campo taratura min - max bar Adj. press. range bar	Incremento press. bar / giro vite Press. increase bar / turn		Cod. ordinazione Ordering code	Colore Colour
05	25-50	24		03.51.01.312	nero black
10	50-100	47		03.51.01.313	blu blue
20	100-210	97		03.51.01.314	verde green
40	200-400	215		03.51.01.124	giallo yellow

Y	ATTACCHI / PORT SIZE
99	Cartuccia/Cartridge

VSP-PD-150

04.19.01 - X - Y - Z

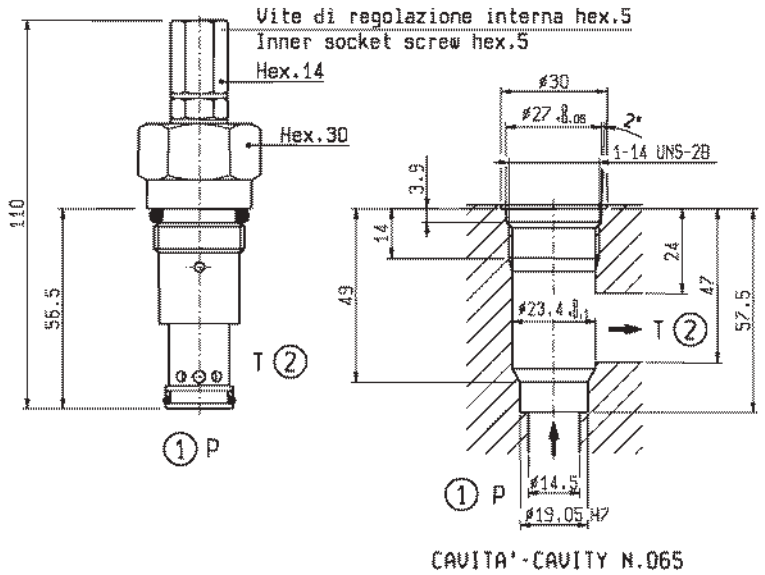

CAVITA'-CAVITY N.065

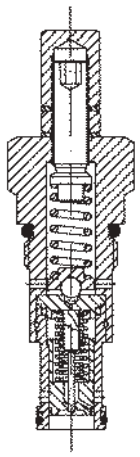

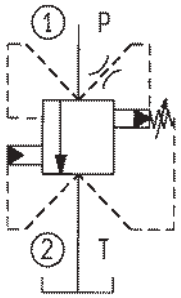

DATI TECNICI / TECHNICAL DATA

Coppia di serraggio Installation torque	121-133 Nm
Pressione di lavoro max. Max. working pressure	350 bar
Portata max. Flow max.	150 l/min
Peso Weight	0.28 kg

Trafilamento: circa 0.10 l/min alla massima pressione.
Leakage: 0.10 l/min approx at max relief setting.

Classe di pulizia dell'olio: almeno 18/14 ISO 4406 (9 NAS-1638).
Fluid cleanliness class: 18/14 ISO 4406 (9 NAS-1638) or better.

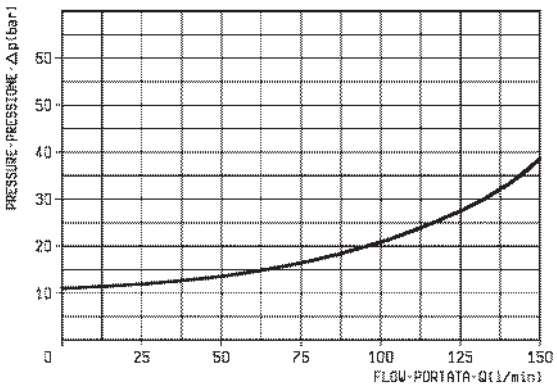

X	REGOLAZIONI ADJUSTMENTS	
03	**vite interna esagono incassato leakproof inner hex. socket screw**	
	cappellotto per piombatura sealing cap codice / ordering code 03.05.01.004	

Z	MOLLE / SPRINGS				
	Campo taratura min - max bar Adj. press. range bar	Incremento press. bar / giro vite Press. increase bar / turn	Taratura standard bar (Q = 5 l/min) Std. setting bar (made at 5 l/min)	Cod. ordinazione Ordering code	Colore Colour
20	**10-210**	**35**	**200**		verde green

Y	ATTACCHI / PORT SIZE
99	Cartuccia/Cartridge

VSP-VA

04.16.01 - X - Y - Z

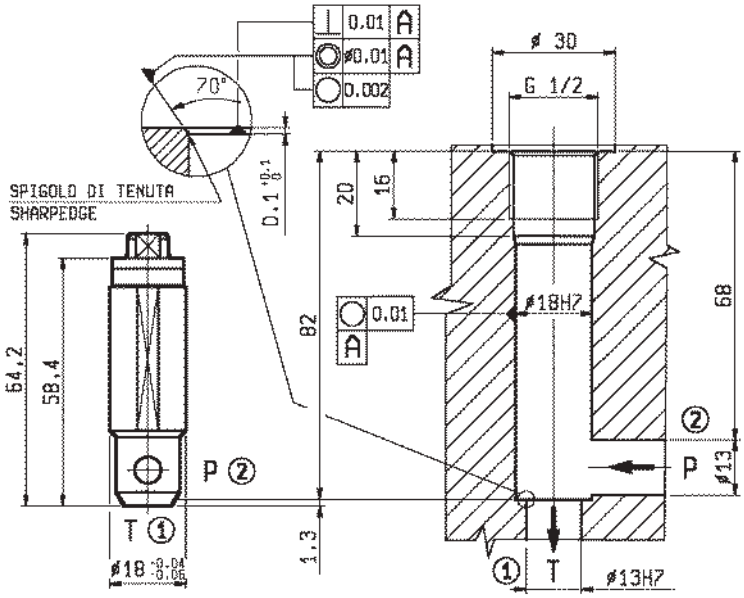

CAVITA'-CAVITY N.290

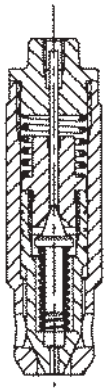

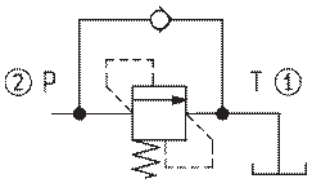

DATI TECNICI / TECHNICAL DATA

Pressione di lavoro max. Max. working pressure	420 bar
Portata max. Flow max.	160 l/min
Peso Weight	0.085 kg

Trafilamento: circa 0.003 l/min al 90% della pressione di taratura standard.

Max. leakage: 0.003 l/min at 90% of standard pressure setting.

Classe di pulizia dell'olio: almeno 18/14 ISO 4406 (9 NAS-1638).

Fluid cleanliness class: 18/14 ISO 4406 (9 NAS-1638) or better.

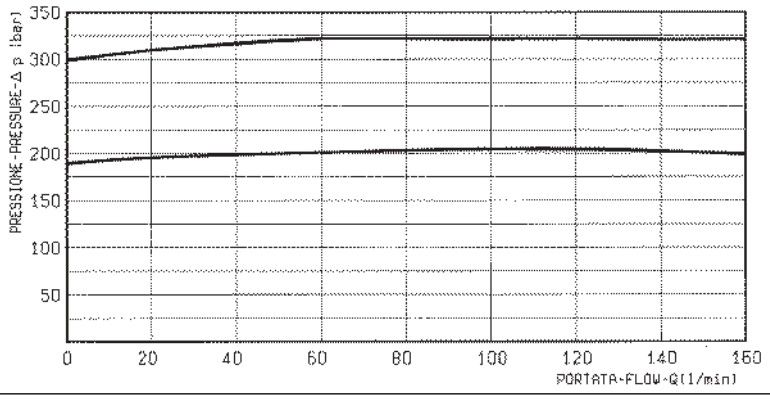

X	REGOLAZIONI ADJUSTMENTS
00	**Taratura fissa / Fixed pressure setting**

Z	MOLLE / SPRINGS				
	Campo taratura min - max bar Adj. press. range bar	Incremento press. bar / giro vite Press. increase bar / turn	Taratura standard bar (Q = 5 l/min) Std. setting bar (made at 5 l/min)	Cod. ordinazione Ordering code	Colore Colour
10			100	03.51.01.202	blu blue
20			200	03.51.01.193	verde green
35			300	03.51.01.192	giallo yellow
40			400	03.51.01.234	rosso red

Y	ATTACCHI / PORT SIZE
99	Cartuccia/Cartridge

ANTIURTO PILOTATE, ANTICAVITAZIONE, REGOLAZIONE UNICA
SINGLE CARTRIDGE DUAL CROSS OVER, ANTI-CAVITATION, P.O. RELIEF

A-VAA-CC-150

08.81.11 - X - Y - Z

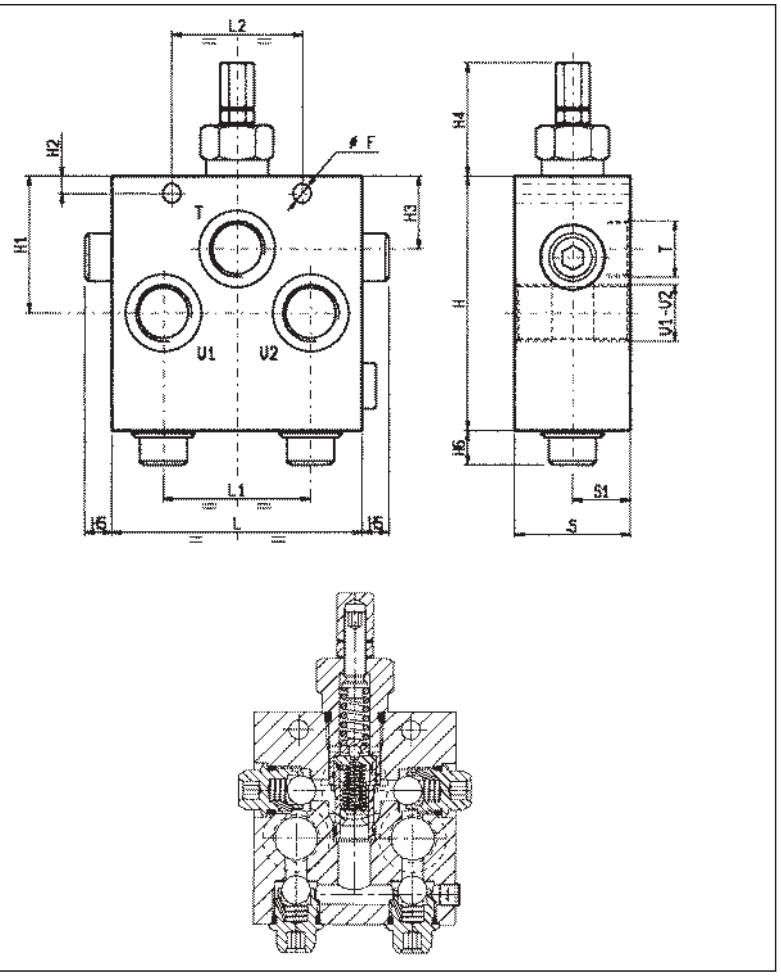

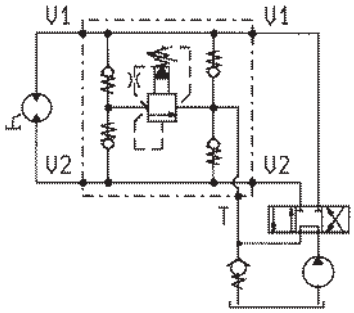

S	S1	L2	L1	L	H6	H5	H4	H3	H2	H1	H	F				Y	Peso kg Weight kg
60	30	72	80	146	15.5	9	52.5	34	7	64.5	134	8.5				1	7.1
60	30	62	70	122	15.5	10.5	53	34.5	8.5	64.5	120	8.5				3/4	6.1
50	20	50	52	90	12.6	6.8	52.5	35	8	33	95	8.5				1/2	3

DATI TECNICI / TECHNICAL DATA

* Pressione di lavoro max.
* Max. working pressure 350 bar

Portata massima vedi diagramma
Flow see performance graph

Collettore in acciaio
Steel body

Trafilamento: circa 0.10 l/min alla massima pressione.
Leakage: 0.10 l/min approx at max relief setting.

Classe di pulizia dell'olio: almeno 18/14 ISO 4406 (9 NAS-1638).
Fluid cleanliness class: 18/14 ISO 4406 (9 NAS-1638) or better.

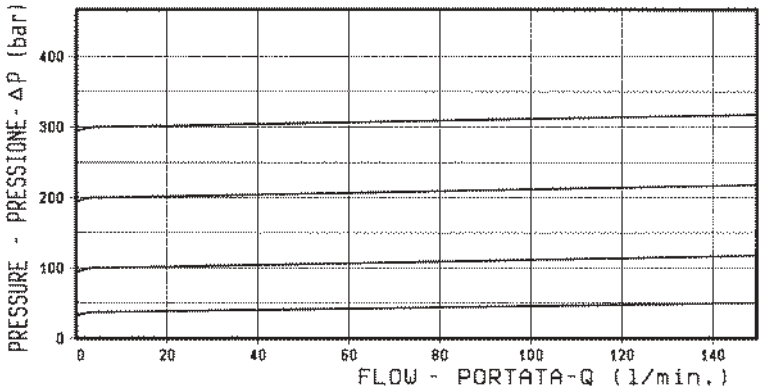

X	REGOLAZIONI ADJUSTMENTS
03	**vite interna esagono incassato leakproof inner hex. socket screw**
	cappellotto per piombatura sealing cap codice / ordering code 03.05.01.004

Z	MOLLE / SPRINGS				
	Campo taratura min - max bar Adj. press. range bar	Incremento press. bar / giro vite Press. increase bar / turn	Taratura standard bar (Q = 5 l/min) Std. setting bar (made at 5 l/min)	Cod. ordinazione Ordering code	Colore Colour
40	35-420 *	115	350		giallo yellow

Y	ATTACCHI / PORT SIZE	
	V1-V2	T
03	G 1/2	G 1/2
04	G 3/4	G 3/4
05	G 1	G 3/4

VSDI-DI-VA-350

05.15.03 - X - Y - Z

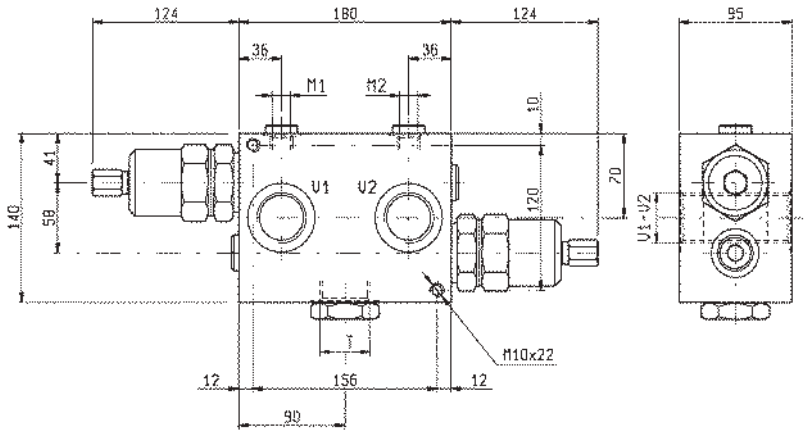

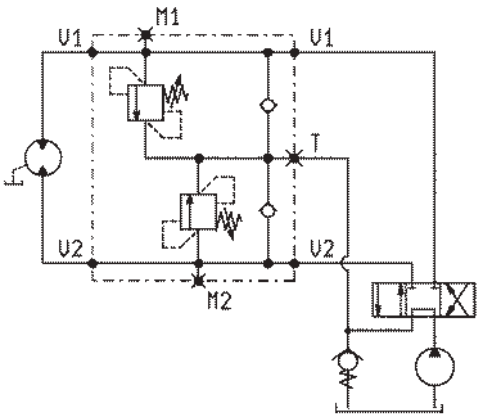

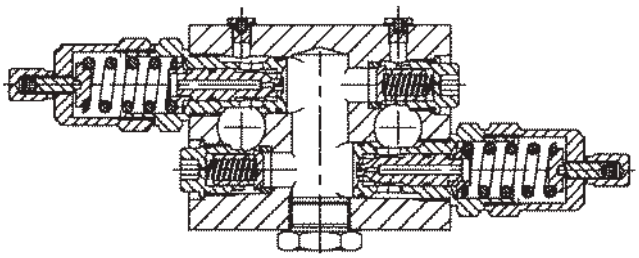

DATI TECNICI / TECHNICAL DATA

Pressione di lavoro max. Max. working pressure	210 bar
Portata max. Flow max.	350 l/min
Peso Weight	9.1 kg

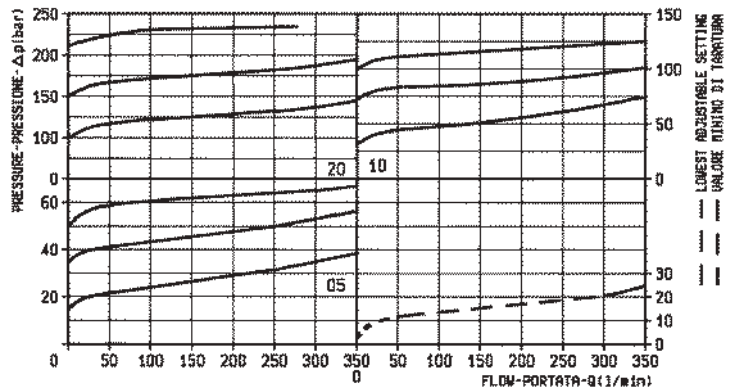

X	REGOLAZIONI ADJUSTMENTS
03	vite interna esagono incassato leakproof inner hex. socket screw

Z	MOLLE / SPRINGS				
	Campo taratura min - max bar Adj. press. range bar	Incremento press. bar / giro vite Press. increase bar / turn	Taratura standard bar (Q = 5 l/min) Std. setting bar (Q = 5 l/min)	Cod. ordinazione Ordering code	Colore Colour
05	15-50	9	50	03.51.01.065	nero black
10	35-100	18	100	03.51.01.064	blu blue
20	80-210	37	200	03.51.01.044	verde green

Y	ATTACCHI / PORT SIZE	
	V1-V2-T	M1-M2
06	G 1 1/4	G 1/4

VSD-DI-VA-150

05.15.03 - X - Y - Z

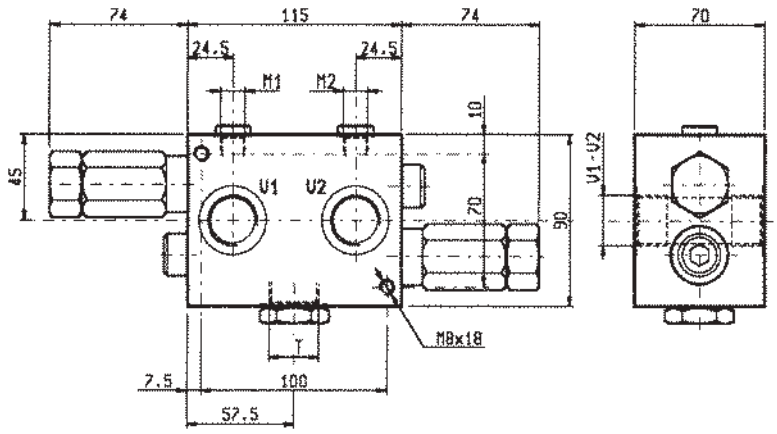

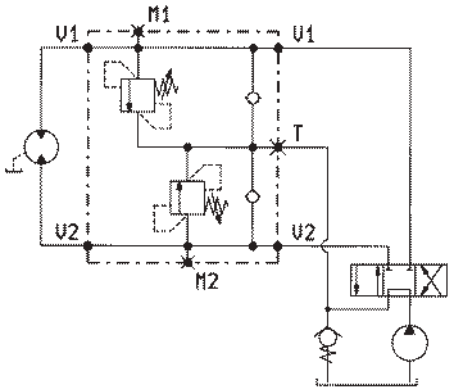

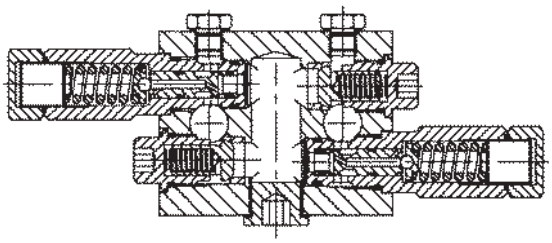

DATI TECNICI / TECHNICAL DATA

Pressione di lavoro max. Max. working pressure	350 bar
Portata max. Flow max.	150 l/min
Peso Weight	2.88 kg

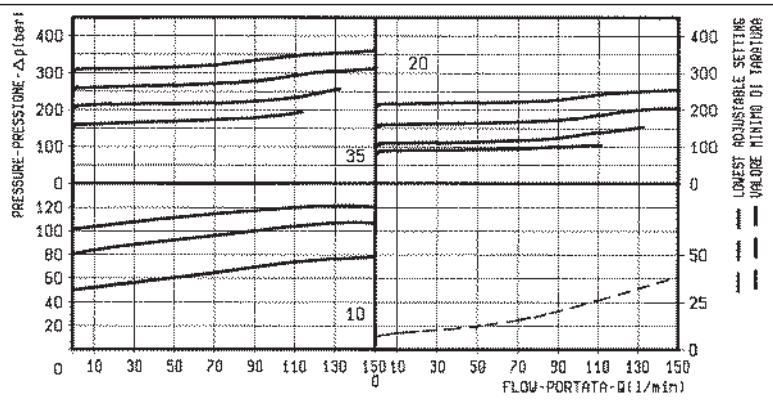

X	REGOLAZIONI ADJUSTMENTS
03	vite interna esagono incassato leakproof inner hex. socket screw

Z	MOLLE / SPRINGS				
	Campo taratura min - max bar Adj. press. range bar	Incremento press. bar / giro vite Press. increase bar / turn	Taratura standard bar (Q = 5 l/min) Std. setting bar (made at 5 l/min)	Cod. ordinazione Ordering code	Colore Colour
10	40-100	33	100	03.51.01.151	blu blue
20	70-210	68	200	03.51.01.152	verde green
35	130-350	105	350	03.51.01.142	giallo yellow

Y	ATTACCHI / PORT SIZE	
	V1-V2-T	M1-M2
04	G 3/4	G 1/4

VSDI-VA-80

05.16.05 - X - Y - Z

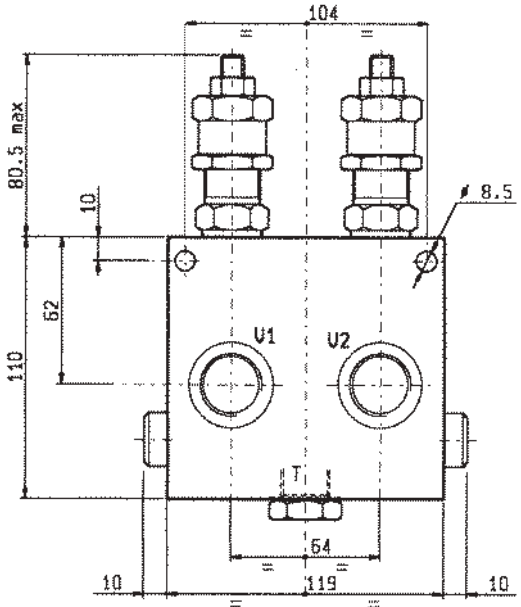

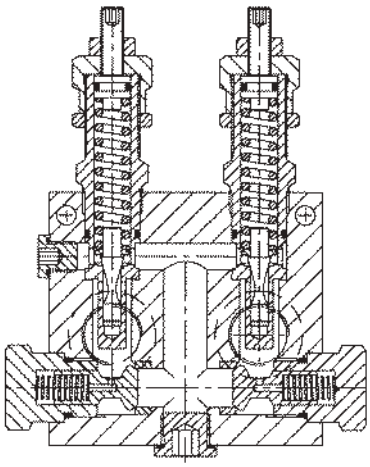

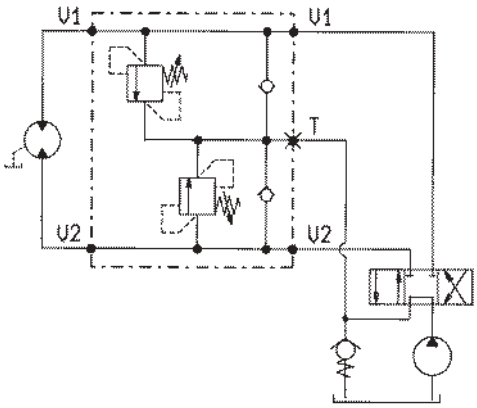

DATI TECNICI / TECHNICAL DATA

Pressione di lavoro max. Max. working pressure	250 bar
Portata max. Flow max.	80 l/min
Peso Weight	2.35 kg

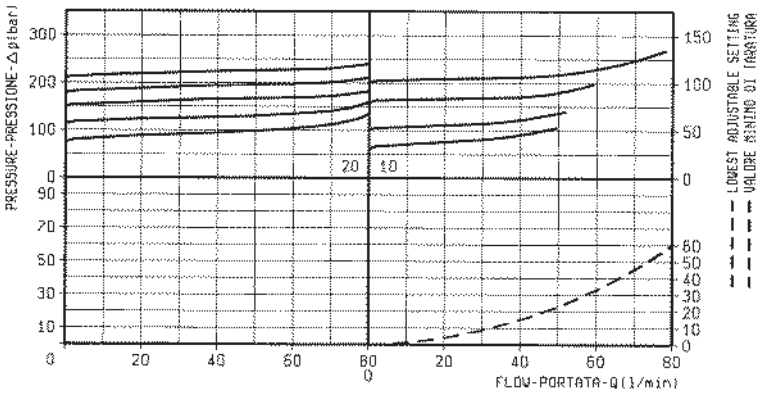

X	REGOLAZIONI ADJUSTMENTS	
03	vite esterna esagono incassato leakproof hex. socket screw	
	cappellotto per piombatura sealing cap codice / ordering code 03.05.01.001	

Z	MOLLE / SPRINGS				
	Campo taratura min - max bar Adj. press. range bar	Incremento press. bar / giro vite Press. increase bar / turn	Taratura standard bar (Q = 5 l/min) Std. setting bar (made at 5 l/min)	Cod. ordinazione Ordering code	Colore Colour
10	35-100	12	100	03.51.01.001	blu blue
20	80-250	27	200	03.51.01.010	rosso red

Y	ATTACCHI / PORT SIZE	
	V1-V2	T
03	G 1/2	G 1/2
04	G 3/4	G 1/2

MASSIMA PRESSIONE, DOPPIE INCROCIATE, ANTICAVITAZIONE, FLANGIABILI
DUAL CROSS OVER, ANTI-CAVITATION, FLANGEABLE RELIEF

VSDI-VA-30

05.16.21 - X - Y - Z

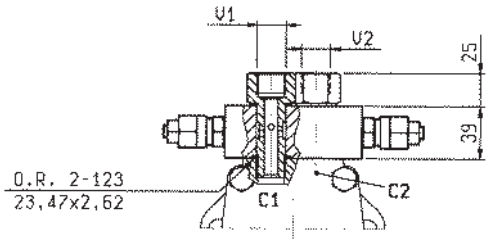

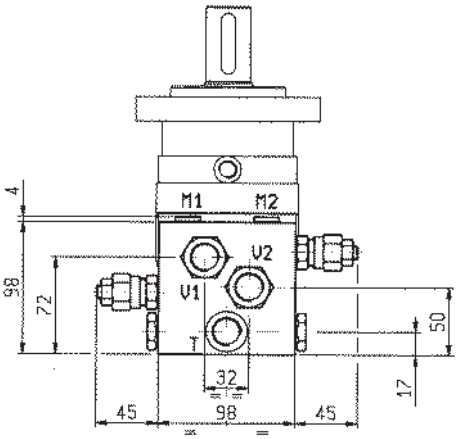

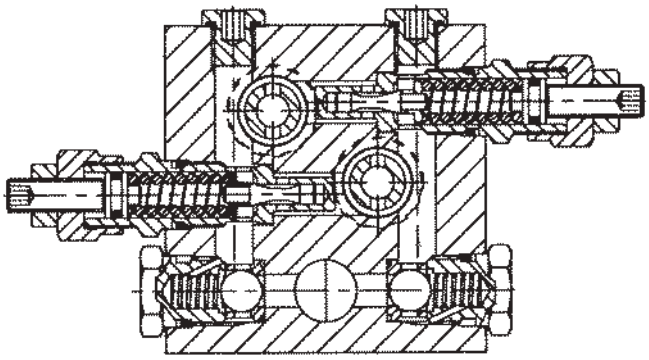

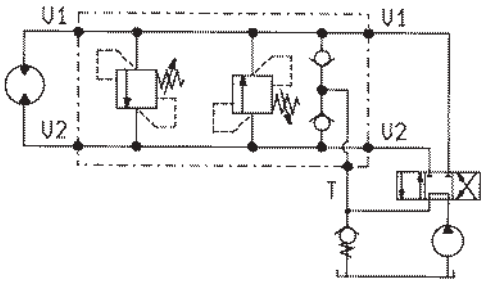

DATI TECNICI / TECHNICAL DATA

Coppia di serraggio Installation torque	70-80 Nm
Pressione di lavoro max. Max. working pressure	350 bar
Portata max. Flow max.	40 l/min
Peso Weight	1.7 kg

Flangiabili a motori Danfoss serie OMS, OMSW e OMSS.

Flangeable upon Danfoss motors series OMS, OMSW, OMSS.

Campione di una gamma di valvole progettate per la flangiatura diretta su motori idraulici. Per applicazioni diverse da questo esempio contattare OIL CONTROL.

Sample of a family of valves designed for direct flange mounting onto hydraulic motors. For applications different from this example, please consult OIL CONTROL.

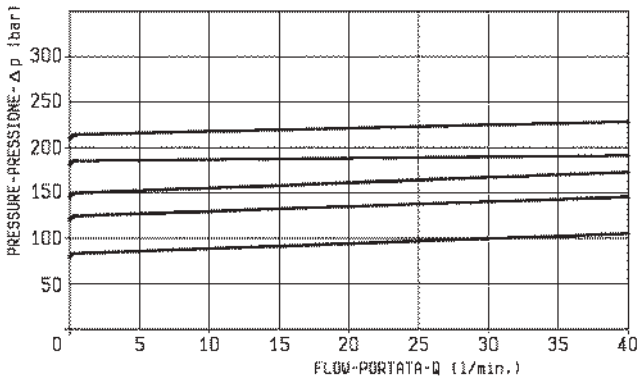

X	REGOLAZIONI ADJUSTMENTS
03	**vite esterna esagono incassato leakproof hex. socket screw**

Z	MOLLE / SPRINGS				
	Campo taratura min - max bar Adj. press. range bar	Incremento press. bar / giro vite Press. increase bar / turn	Taratura standard bar (Q = 5 l/min) Std. setting bar (made at 5 l/min)	Cod. ordinazione Ordering code	Colore Colour
20	**50-210**	**47**	**200**	**03.51.01.075**	verde green

Y	ATTACCHI / PORT SIZE	
	V1-V2-C1-C2-T	M1-M2
03	G 1/2	G 1/4

VSD-DI

05.15.01 - X - Y - Z

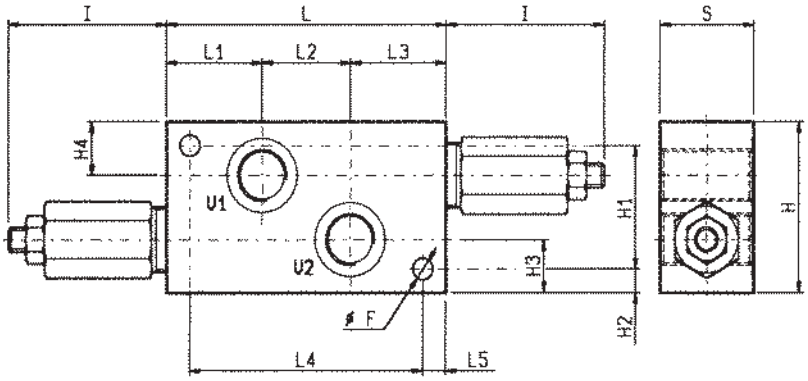

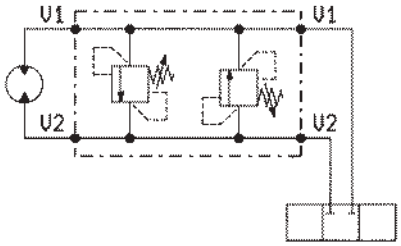

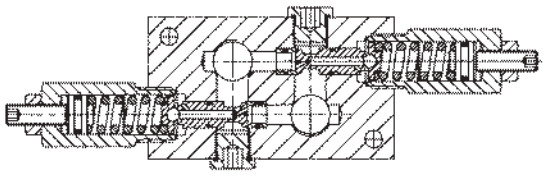

DATI TECNICI / TECHNICAL DATA

Pressione di lavoro max. Max. working pressure	350 bar
Portata massima vedi diagramma Flow see performance graph	

S	L5	L4	L3	L2	L1	L	I	H4	H3	H2	H1	H	F			Y	Peso kg Weight kg
50	10	130	54.5	41	54.5	150	80	30.5	30.5	9.5	70	89	10.5			1	2
40	10	100	41	38	41	120	70	21.5	21.5	9.5	50	69	8.5			1/2	1.32
40	10	100	41	38	41	120	70	21.5	21.5	9.5	50	69	8.5			3/8	1.32

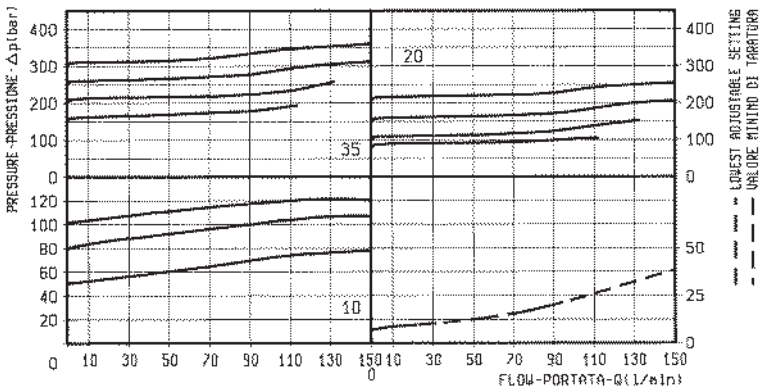

X	REGOLAZIONI ADJUSTMENTS	
03	vite esterna esagono incassato leakproof hex. socket screw	
	cappellotto per piombatura sealing cap codice / ordering code 03.05.01.001	

Z	MOLLE / SPRINGS				
	Campo taratura min - max bar Adj. press. range bar	Incremento press. bar / giro vite Press. increase bar / turn	Taratura standard bar (Q = 5 l/min) Std. setting bar (made at 5 l/min)	Cod. ordinazione Ordering code	Colore Colour
10	40-100	33	100	03.51.01.151	blu blue
20	70-210	68	200	03.51.01.152	verde green
35	130-350	105	350	03.51.01.142	giallo yellow

Y	ATTACCHI / PORT SIZE
	V1-V2
03	G 1/2
04	G 3/4
05	G 1

VSDI-80

05.16.01 - X - Y - Z

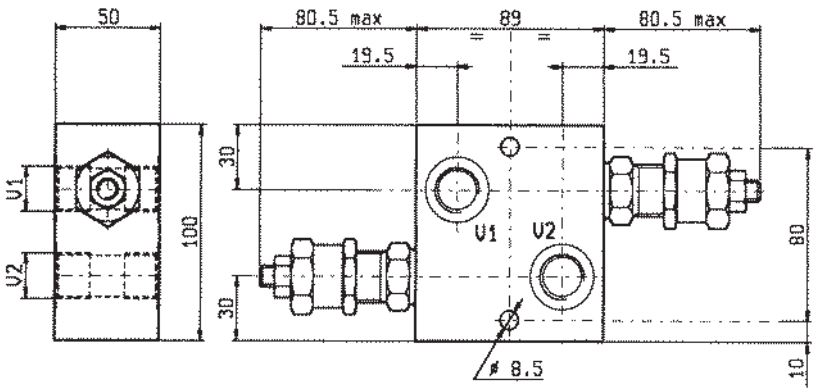

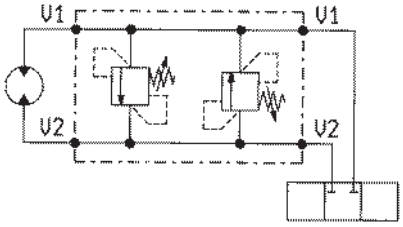

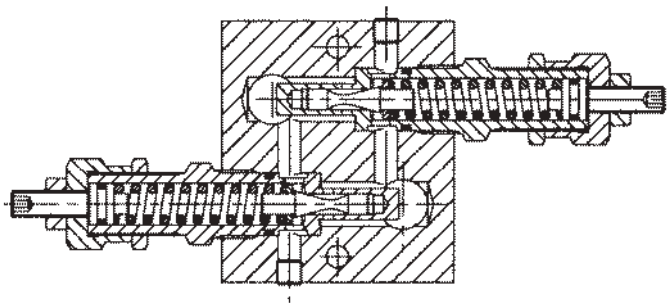

DATI TECNICI / TECHNICAL DATA

Pressione di lavoro max. Max. working pressure	250 bar
Portata max. Flow max.	80 l/min
Peso Weight	1.63 kg

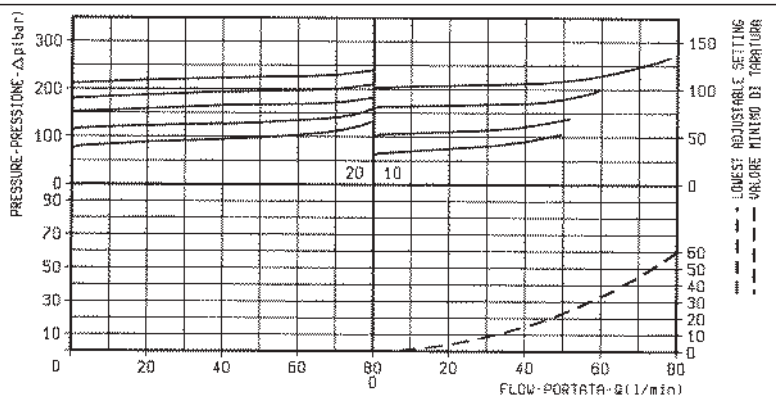

X	REGOLAZIONI ADJUSTMENTS	
03	**vite esterna esagono incassato leakproof hex. socket screw**	
	cappellotto per piombatura sealing cap codice / ordering code 03.05.01.001	

Z	MOLLE / SPRINGS				
	Campo taratura min - max bar Adj. press. range bar	Incremento press. bar / giro vite Press. increase bar / turn	Taratura standard bar (Q = 5 l/min) Std. setting bar (made at 5 l/min)	Cod. ordinazione Ordering code	Colore Colour
10	**35-100**	**12**	**100**	**03.51.01.001**	blu blue
20	**80-250**	**27**	**200**	**03.51.01.010**	rosso red

Y	ATTACCHI / PORT SIZE
	V1-V2
03	G 1/2
04	G 3/4

MASSIMA PRESSIONE, DOPPIE INCROCIATE, FLANGIABILI
DUAL CROSS OVER, FLANGEABLE RELIEF

VSDI-30

05.16.39 - X - Y - Z

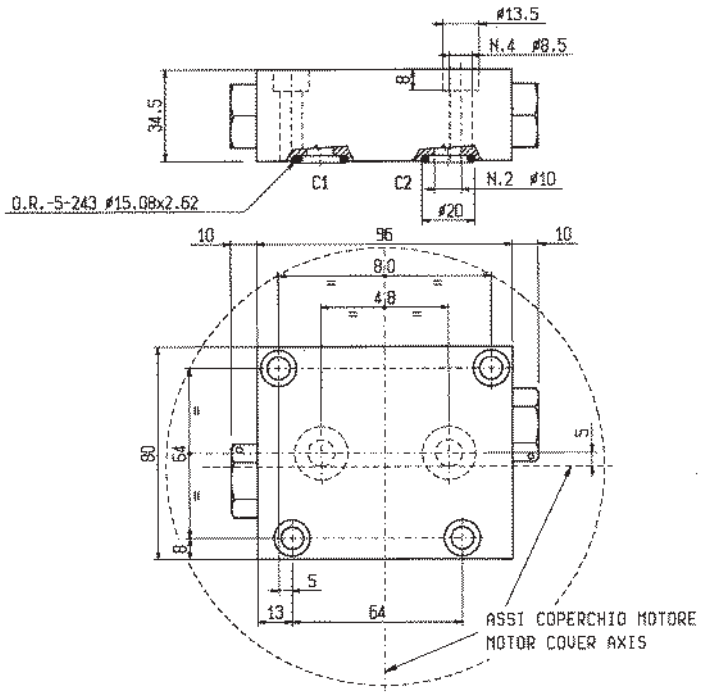

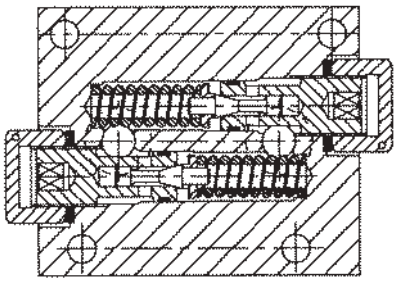

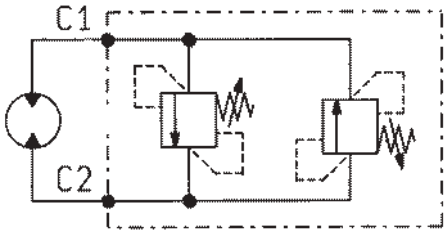

DATI TECNICI / TECHNICAL DATA

Pressione di lavoro max. Max. working pressure	330 bar
Portata max. Flow max.	40 l/min
Peso Weight	0.82 kg

Flangiabili a motoriduttori SOM serie 402/602.
Flangeable upon SOM motor-gearreducers series 402/602.

Campione di una gamma di valvole progettate per la flangiatura diretta su motori idraulici.
Per applicazioni diverse da questo esempio contattare OIL CONTROL.
Sample of a family of valves designed for direct flange mounting onto hydraulic motors.
For applications different from this example, please consult OIL CONTROL.

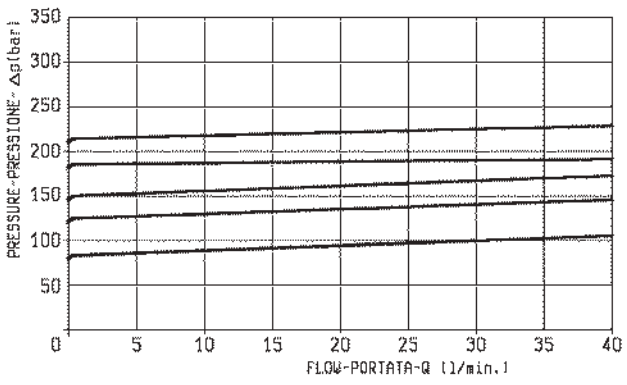

X	REGOLAZIONI ADJUSTMENTS
03	**vite interna esagono incassato leakproof inner hex. socket screw**

Z	MOLLE / SPRINGS				
	Campo taratura min - max bar Adj. press. range bar	Incremento press. bar / giro vite Press. increase bar / turn	Taratura standard bar (Q = 5 l/min) Std. setting bar (made at 5 l/min)	Cod. ordinazione Ordering code	Colore Colour
20	**100-330**	**87**	**230**	**03.51.01.116**	verde green

Y	ATTACCHI / PORT SIZE
	C1-C2
03	∅ 10

VSDI-30

05.16.17 - X - Y - Z

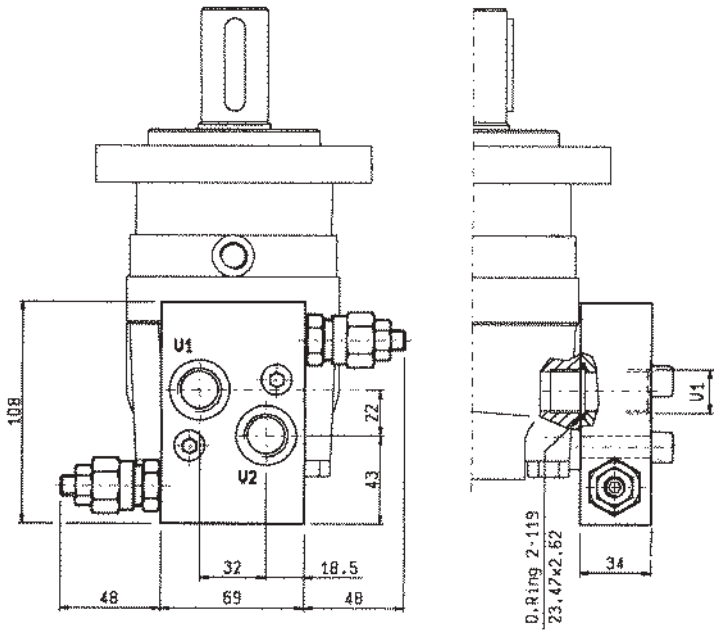

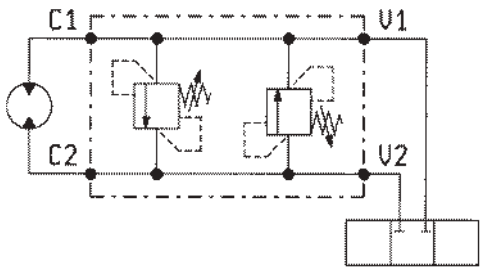

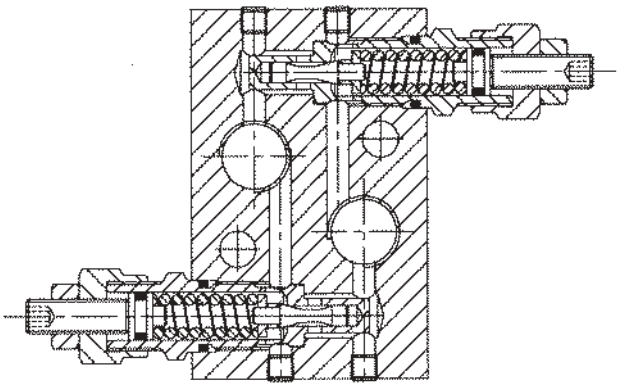

DATI TECNICI / TECHNICAL DATA

Pressione di lavoro max. Max. working pressure	210 bar
Portata max. Flow max.	40 l/min
Peso Weight	0.89 kg

Flangiabili a motori Danfoss serie OMS, OMSW e OMSS.

Flangeable upon Danfoss motors series OMS, OMSW, OMSS.

Campione di una gamma di valvole progettate per la flangiatura diretta su motori idraulici. Per applicazioni diverse da questo esempio contattare OIL CONTROL.

Sample of a family of valves designed for direct flange mounting onto hydraulic motors. For applications different from this example, please consult OIL CONTROL.

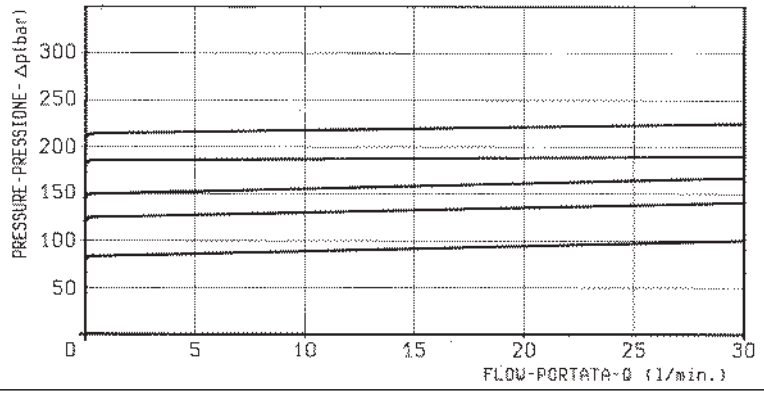

X	REGOLAZIONI ADJUSTMENTS
03	**vite esterna esagono incassato leakproof hex. socket screw**

Z	MOLLE / SPRINGS				
	Campo taratura min - max bar Adj. press. range bar	Incremento press. bar / giro vite Press. increase bar / turn	Taratura standard bar (Q = 5 l/min) Std. setting bar (made at 5 l/min)	Cod. ordinazione Ordering code	Colore Colour
20	**50-210**	**47**	**200**	**03.51.01.075**	verde green

Y	ATTACCHI / PORT SIZE	
	V1-V2	C1-C2
03	G 1/2	∅ 19

MASSIMA PRESSIONE, DOPPIE INCROCIATE
DUAL CROSS OVER RELIEF

VSDI-30

05.16.03 - X - Y - Z

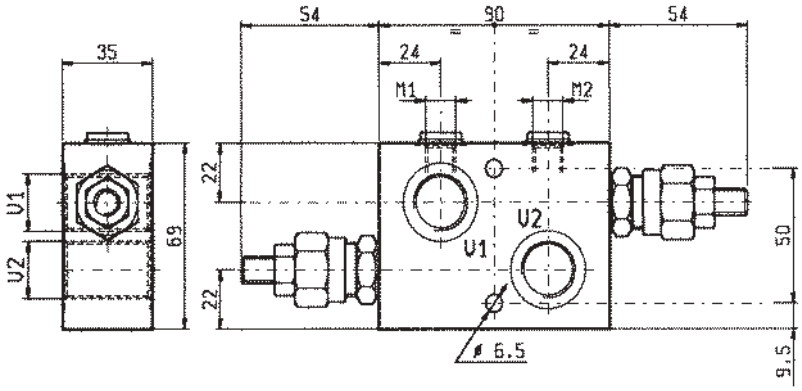

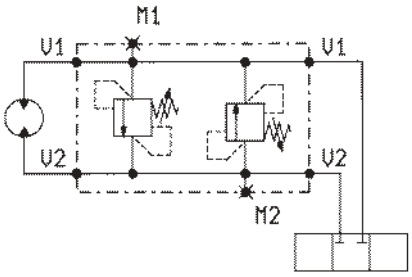

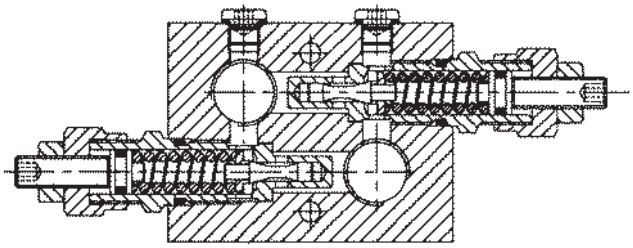

DATI TECNICI / TECHNICAL DATA

Pressione di lavoro max. Max. working pressure	350 bar
Portata max. Flow max.	30 l/min
Peso Weight	0.79 kg

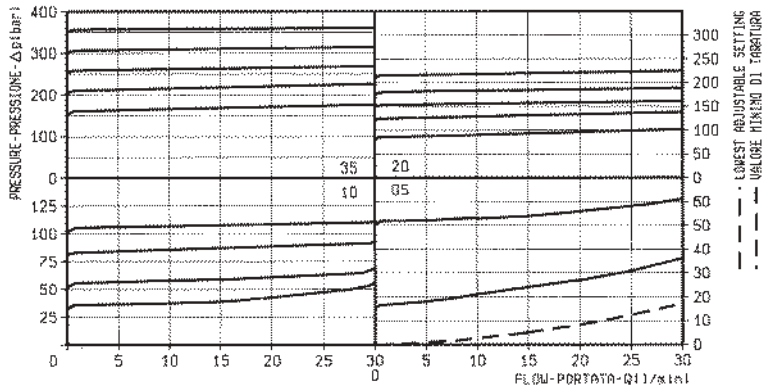

X	REGOLAZIONI ADJUSTMENTS	
03	vite esterna esagono incassato leakproof hex. socket screw	
	cappellotto per piombatura sealing cap codice / ordering code 03.05.01.003	

Z	MOLLE / SPRINGS				
	Campo taratura min - max bar Adj. press. range bar	Incremento press. bar / giro vite Press. increase bar / turn	Taratura standard bar (Q = 5 l/min) Std. setting bar (made at 5 l/min)	Cod. ordinazione Ordering code	Colore Colour
05	5-50	12	50	03.51.01.077	nero black
10	30-100	24	100	03.51.01.076	blu blue
20	50-210	47	200	03.51.01.075	verde green
35	100-350	82	350	03.51.01.059	giallo yellow

Y	ATTACCHI / PORT SIZE	
	V1-V2	M1-M2
02	G 3/8	G 1/8
03	G 1/2	G 1/8

ANTIURTO, ANTICAVITAZIONE, REGOLAZIONE UNICA, FLANGIABILI
SINGLE CARTRIDGE, DUAL CROSS OVER, ANTI-CAVITATION, FLANGEABLE RELIEF

A-VAA-CC-42-FM

08.81.16 - X - Y - Z

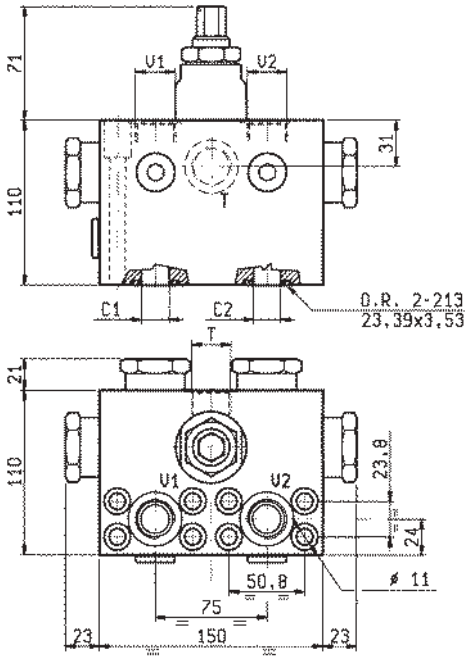

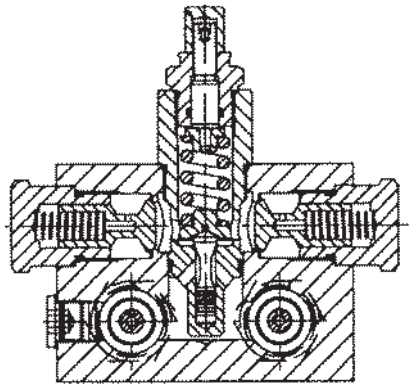

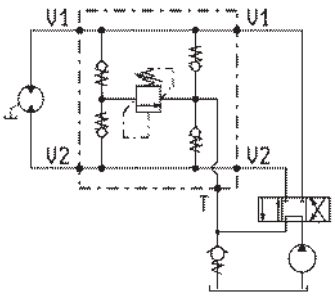

DATI TECNICI / TECHNICAL DATA

Pressione di lavoro max. Max. working pressure	350 bar
Portata max. Flow max.	200 l/min
Peso Weight	11.9 kg

Flangiabili a motori Rexroth serie A2FM/A2FE 45/63.
Flangeable to Rexroth motors series A2FM/A2FE 45/63.

Campione di una gamma di valvole progettate per la flangiatura diretta su motori idraulici. Per applicazioni diverse da questo esempio contattare OIL CONTROL.
Sample of a family of valves designed for direct flange mounting onto hydraulic motors. For applications different from this example, please consult OIL CONTROL.

Con fori per piombatura a filo
With holes for wire-locking

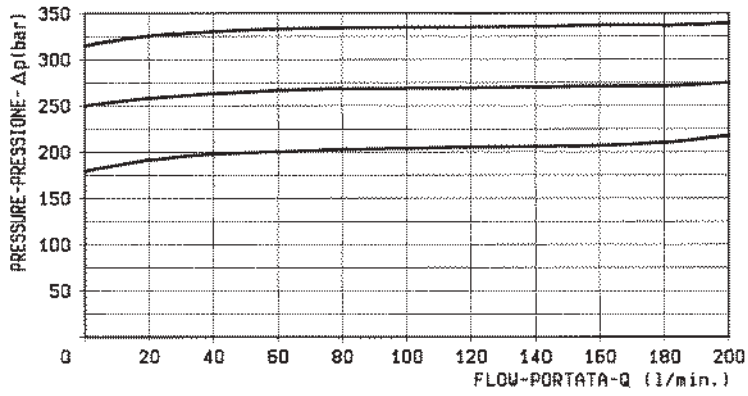

X	REGOLAZIONI ADJUSTMENTS
03	**vite interna esagono incassato leakproof inner hex. socket screw**

Z	MOLLE / SPRINGS				
	Campo taratura min - max bar Adj. press. range bar	Incremento press. bar / giro vite Press. increase bar / turn	Taratura standard bar (Q = 5 l/min) Std. setting bar (made at 5 l/min)	Cod. ordinazione Ordering code	Colore Colour
35	**70-350**	**65**	**300**	**03.51.01.185**	giallo yellow

Y	ATTACCHI / PORT SIZE	
	V1-V2-T	C1-C2
04	G 3/4	∅ 19

VRP-150

04.93.01 - X - Y - Z

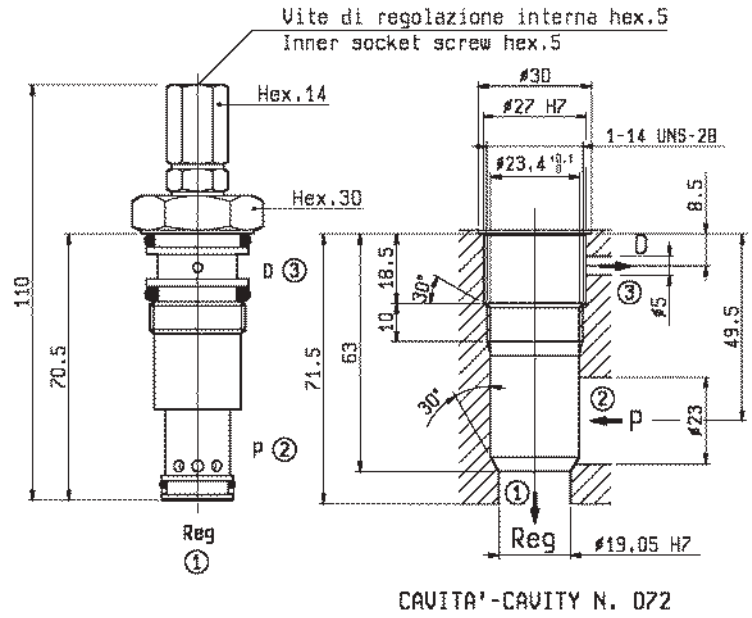

CAVITA'-CAVITY N. 072

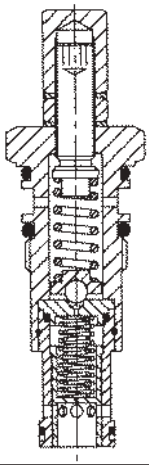

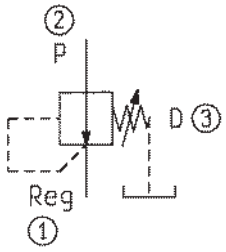

DATI TECNICI / TECHNICAL DATA

Coppia di serraggio Installation torque	121-133 Nm
Pressione di lavoro in entrata P max. Max. inlet pressure	250 bar
Pressione in uscita regolata max. Max. regulated pressure	210 bar
Portata max. Flow max.	120 l/min
Peso Weight	0.28 kg

Trafilamento: circa 0.003 l/min al 90% della pressione di taratura standard.
Max leakage: 0.003 l/min at 90% of standard pressure setting.

Classe di pulizia dell'olio: almeno 18/14 ISO 4406 (9 NAS-1638).
Fluid cleanliness class: 18/14 ISO 4406 (9 NAS-1638) or better.

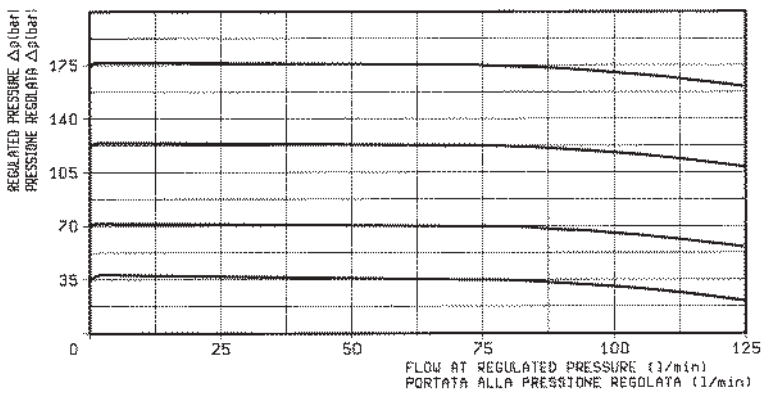

X	REGOLAZIONI ADJUSTMENTS	
03	vite interna esagono incassato leakproof inner hex. socket screw	
04	volantino e controvolantino handknob and locknut	

Z	MOLLE / SPRINGS				
	Campo taratura min - max bar Adj. press. range bar	Incremento press. bar / giro vite Press. increase bar / turn	Taratura standard bar (Q = 5 l/min) Std. setting bar (made at 5 l/min)	Cod. ordinazione Ordering code	Colore Colour
20	20-210	32	100		

Y	ATTACCHI / PORT SIZE
99	Cartuccia/Cartridge

VRP-30

04.93.02 - X - Y - Z

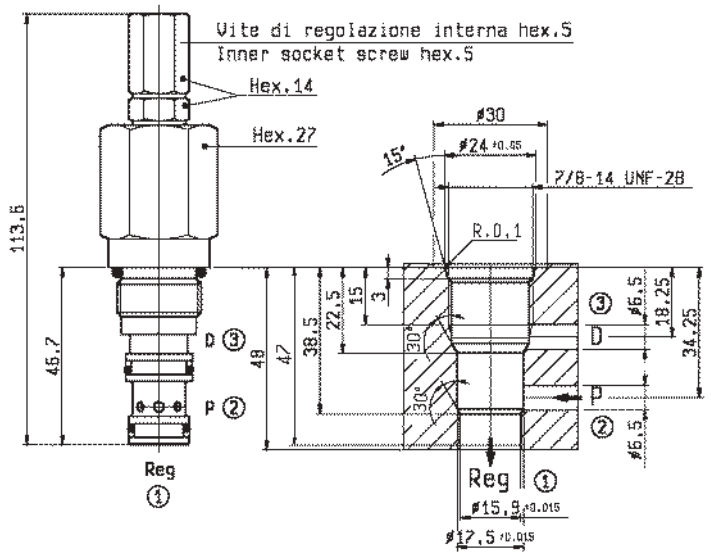

CAVITA'-CAVITY N.243C

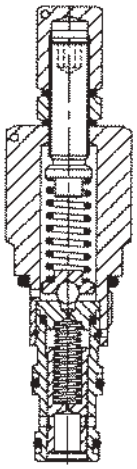

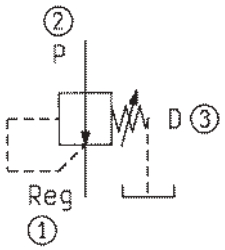

DATI TECNICI / TECHNICAL DATA

Coppia di serraggio Installation torque	64-72 Nm
Pressione di lavoro in entrata P max. Max. inlet pressure	250 bar
Pressione in uscita regolata max. Max. regulated pressure	210 bar
Portata max. Flow max.	80 l/min
Peso Weight	0.258 kg

Trafilamento: circa 0.003 l/min al 90% della pressione di taratura standard.
Max leakage: 0.003 l/min at 90% of standard pressure setting.

Classe di pulizia dell'olio: almeno 18/14 ISO 4406 (9 NAS-1638).
Fluid cleanliness class: 18/14 ISO 4406 (9 NAS-1638) or better.

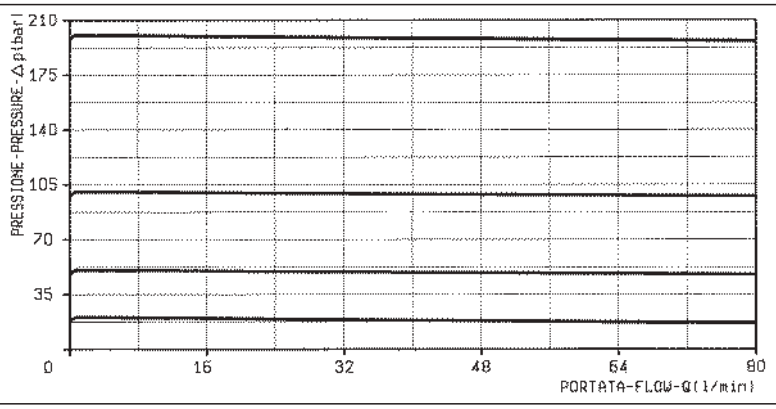

X	REGOLAZIONI ADJUSTMENTS	
03	**vite interna esagono incassato leakproof inner hex. socket screw**	
04	**volantino e controvolantino handknob and locknut**	

Z	MOLLE / SPRINGS				
	Campo taratura min - max bar Adj. press. range bar	Incremento press. bar / giro vite Press. increase bar / turn	Taratura standard bar (Q = 5 l/min) Std. setting bar (made at 5 l/min)	Cod. ordinazione Ordering code	Colore Colour
20	**20-210**	**32**	**100**	**03.51.01.110**	verde green

Y	ATTACCHI / PORT SIZE
99	Cartuccia/Cartridge

RIDUTTRICI E LIMITATRICI DI PRESSIONE CON UNIDIREZIONALE
PRESSURE REDUCING WITH RELIEF FEATURE AND FREE FLOW CHECK

VRP-R-VU

05.90.19 - X - Y - Z

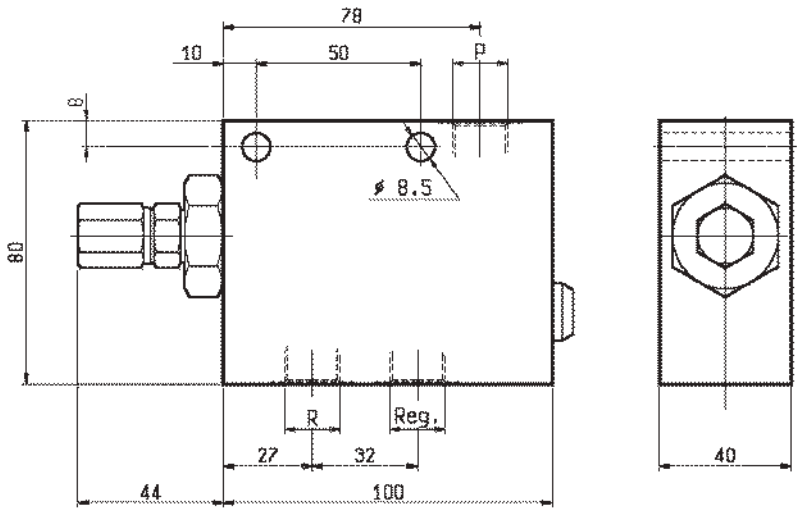

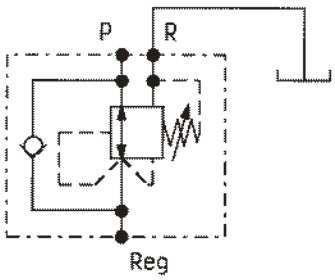

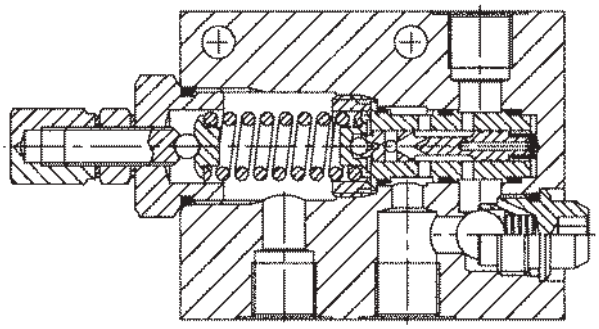

DATI TECNICI / TECHNICAL DATA

Pressione di lavoro in entrata P max. Max. inlet pressure	210 bar
Pressione in uscita regolata max. Max regulated pressure	105 bar
Portata max. Flow max.	20 l/min
Peso Weight	1 kg

Trafilamento: circa 0.003 l/min al 90% della pressione di taratura standard.
Max leakage: 0.003 l/min at 90% of standard pressure setting.

Classe di pulizia dell'olio: almeno 18/14 ISO 4406 (9 NAS-1638).
Fluid cleanliness class: 18/14 ISO 4406 (9 NAS-1638) or better.

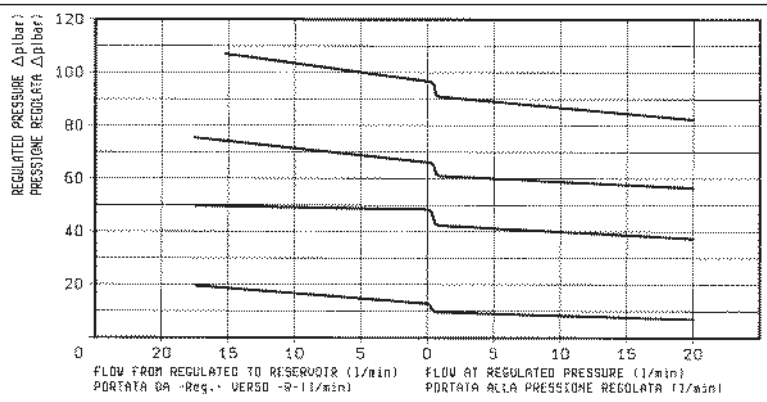

X	REGOLAZIONI ADJUSTMENTS	
03	vite interna esagono incassato leakproof inner hex. socket screw	
04	volantino e controvolantino handknob and locknut	

Z	MOLLE / SPRINGS				
	Campo taratura min - max bar Adj. press. range bar	Incremento press. bar / giro vite Press. increase bar / turn	Taratura standard bar (Q = 5 l/min) Std. setting bar (made at 5 l/min)	Cod. ordinazione Ordering code	Colore Colour
02	2-21	3	10		
04	3-42	5.3	20		
06	7-63	7.5	30		
10	11-105	13	50		

Y	ATTACCHI / PORT SIZE
	P-R-REG
02	G 3/8

VRP-R

05.90.27 - X - Y - Z

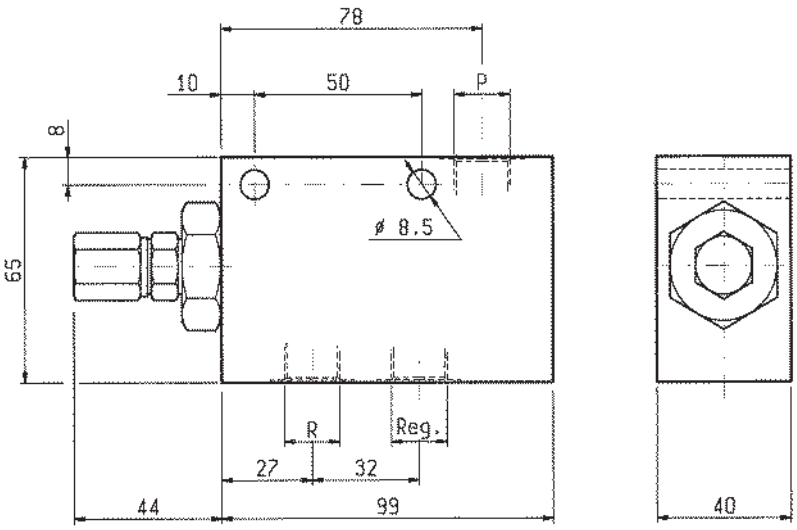

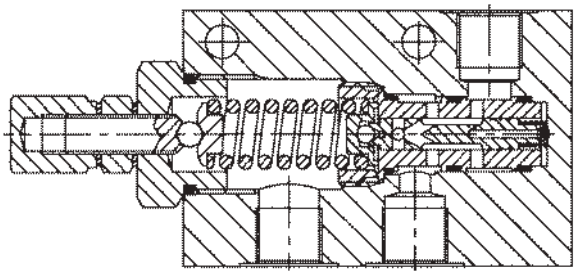

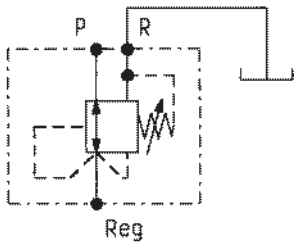

DATI TECNICI / TECHNICAL DATA

Pressione di lavoro in entrata P max. Max. inlet pressure	210 bar
Pressione in uscita regolata max. Max regulated pressure	105 bar
Portata max. Flow max.	20 l/min
Peso Weight	0.85 kg

Trafilamento: circa 0.003 l/min al 90% della pressione di taratura standard.
Max leakage: 0.003 l/min at 90% of standard pressure setting.

Classe di pulizia dell'olio: almeno 18/14 ISO 4406 (9 NAS-1638).
Fluid cleanliness class: 18/14 ISO 4406 (9 NAS-1638) or better.

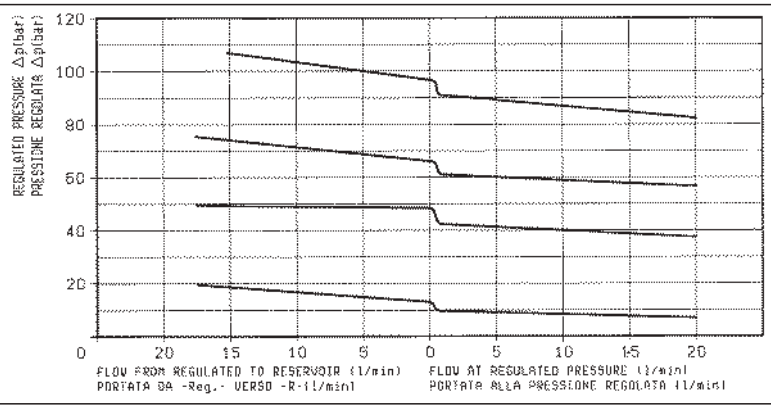

X	REGOLAZIONI ADJUSTMENTS	
03	**vite interna esagono incassato leakproof inner hex. socket screw**	
04	**volantino e controvolantino handknob and locknut**	

Z	MOLLE / SPRINGS				
	Campo taratura min - max bar Adj. press. range bar	Incremento press. bar / giro vite Press. increase bar / turn	Taratura standard bar (Q = 5 l/min) Std. setting bar (made at 5 l/min)	Cod. ordinazione Ordering code	Colore Colour
02	2-21	3	10		
04	3-42	5.3	20		
06	7-63	7.5	30		
10	11-105	13	50		

Y	ATTACCHI / PORT SIZE
	P-R-REG
02	G 3/8

VRP-R-C

04.95.02 - X - Y - Z

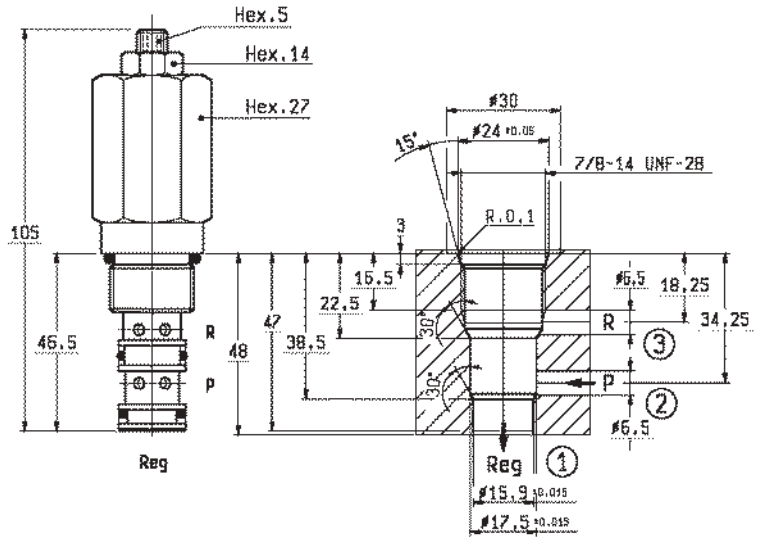

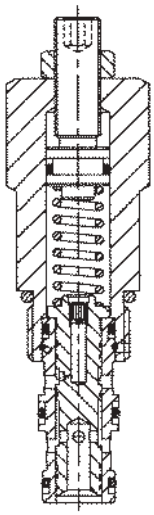

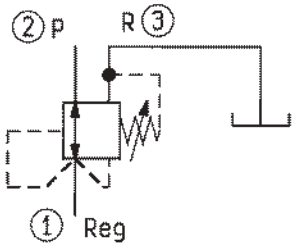

DATI TECNICI / TECHNICAL DATA

Coppia di serraggio Installation torque	75-85 Nm
Pressione di lavoro in entrata max. Max. inlet pressure	210 bar
Pressione in uscita regolata max. Max. regulated pressure	21 bar
Portata max. Flow max.	30 l/min
Peso Weight	0.26 kg

Trafilamento: circa 0.003 l/min al 90% della pressione di taratura standard.
Max leakage: 0.003 l/min at 90% of standard pressure setting.

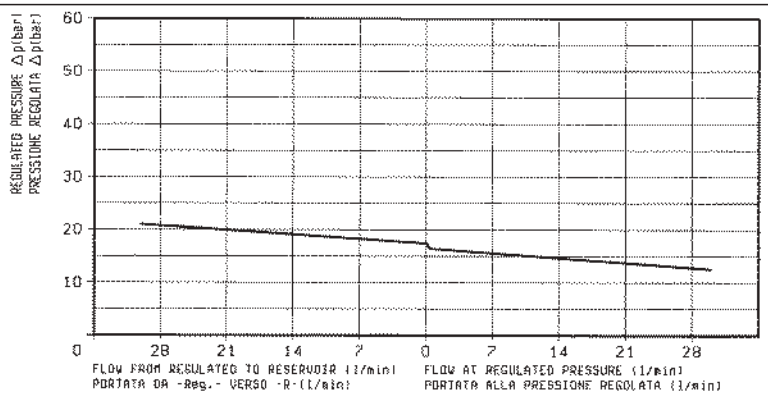

X	REGOLAZIONI ADJUSTMENTS	
03	vite esterna esagono incassato leakproof hex. socket screw	
04	volantino e controvolantino handknob and locknut	

Z	MOLLE / SPRINGS				
	Campo taratura min - max bar Adj. press. range bar	Incremento press. bar / giro vite Press. increase bar / turn	Taratura standard bar (Q = 5 l/min) Std. setting bar (made at 5 l/min)	Cod. ordinazione Ordering code	Colore Colour
02	2-21	3	7	03.51.01.015A	
04	7-42	5	30-35	03.51.01.262	

Y	ATTACCHI / PORT SIZE
99	Cartuccia/Cartridge

VRPC-150

05.90.33 - X - Y - Z

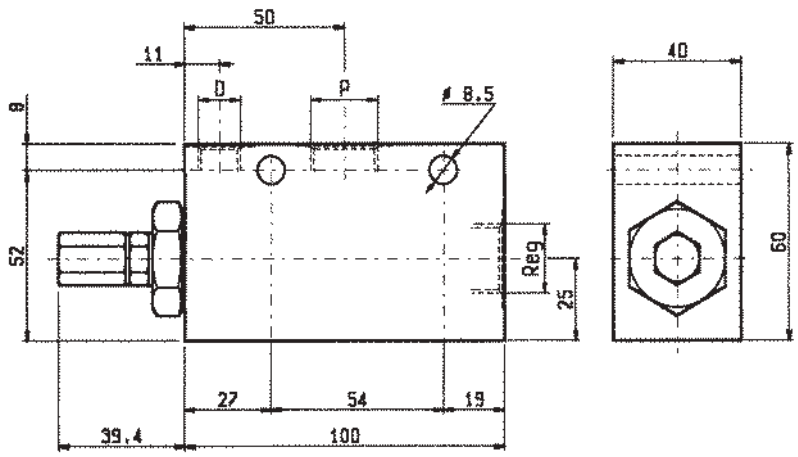

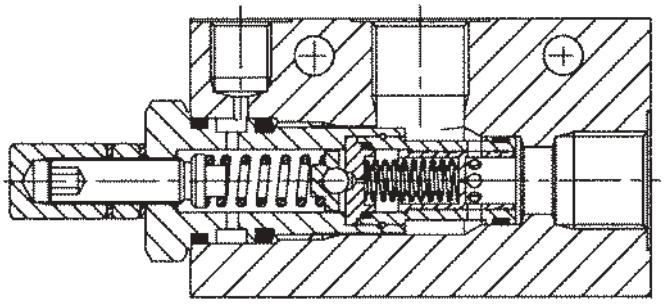

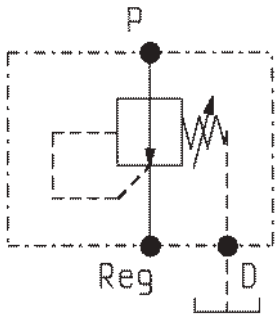

DATI TECNICI / TECHNICAL DATA

Pressione di lavoro in entrata P max. Max. inlet pressure	250 bar
Pressione in uscita regolata max. Max. regulated pressure	210 bar
Portata max. Flow max.	120 l/min
Peso Weight	0.95 kg

Trafilamento: circa 0.003 l/min al 90% della pressione di taratura standard.

Max. leakage: 0.003 l/min at 90% of standard pressure setting.

Classe di pulizia dell'olio: almeno 18/14 ISO 4406 (9 NAS-1638).

Fluid cleanliness class: 18/14 ISO 4406 (9 NAS-1638) or better.

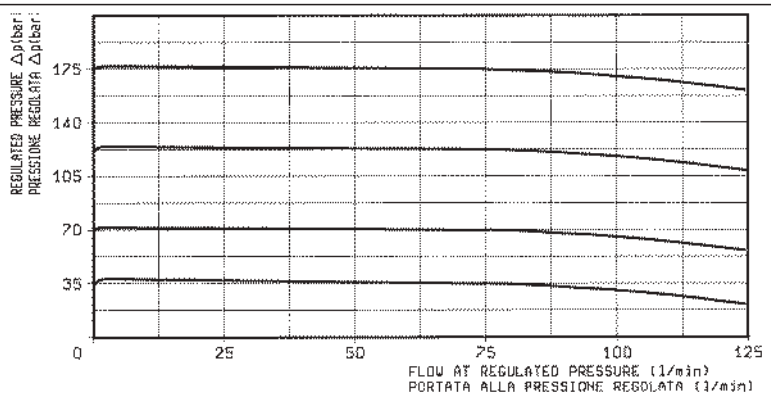

X	REGOLAZIONI ADJUSTMENTS	
03	**vite interna esagono incassato leakproof inner hex. socket screw**	
04	**volantino e controvolantino handknob and locknut**	

Z	MOLLE / SPRINGS				
	Campo taratura min - max bar Adj. press. range bar	Incremento press. bar / giro vite Press. increase bar / turn	Taratura standard bar (Q = 5 l/min) Std. setting bar (made at 5 l/min)	Cod. ordinazione Ordering code	Colore Colour
20	**20-210**	**35**	**100**		

Y	ATTACCHI / PORT SIZE	
	P-REG	D
03	G 1/2	G 1/4
04	G 3/4	G 1/4

VU-38

04.31.13.00 - Y - Z

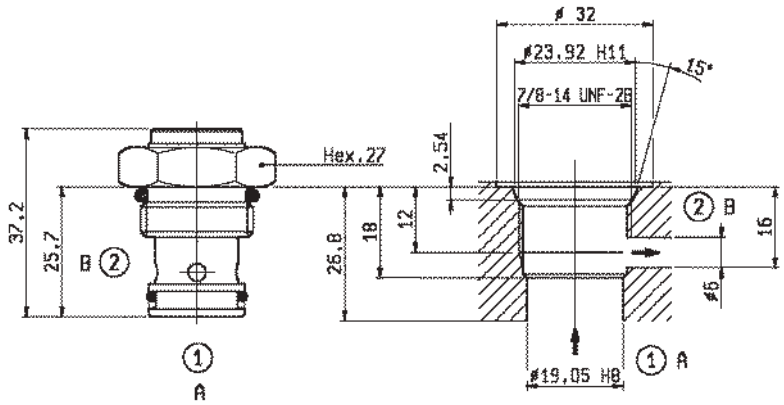

CAVITA'-CAVITY N. 423

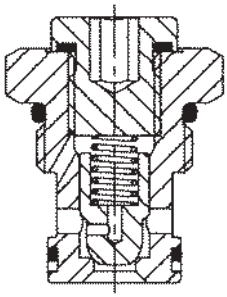

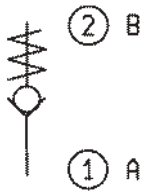

DATI TECNICI / TECHNICAL DATA

Coppia di serraggio Installation torque	75-87 Nm
Pressione di lavoro max. Max. working pressure	350 bar
Portata max. Flow max.	30 l/min
Peso Weight	0.08 kg

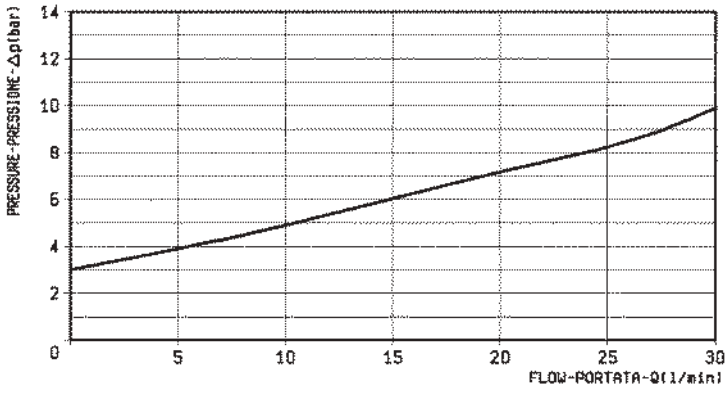

Z	MOLLE / SPRINGS			
	Inizio apertura (bar) Cracking pressure (bar)		Cod. ordinazione Ordering code	Colore Colour
00	3		03.51.01.024	
01	8		03.51.01.051	

Y	ATTACCHI / PORT SIZE
99	Cartuccia/Cartridge

UNIDIREZIONALI, SBLOCCAGGIO OLEODINAMICO, DOPPIO EFFETTO
DUAL, PILOT OPERATED CHECK

VSO-DE-FCB

05.53.02 - X - Y - Z

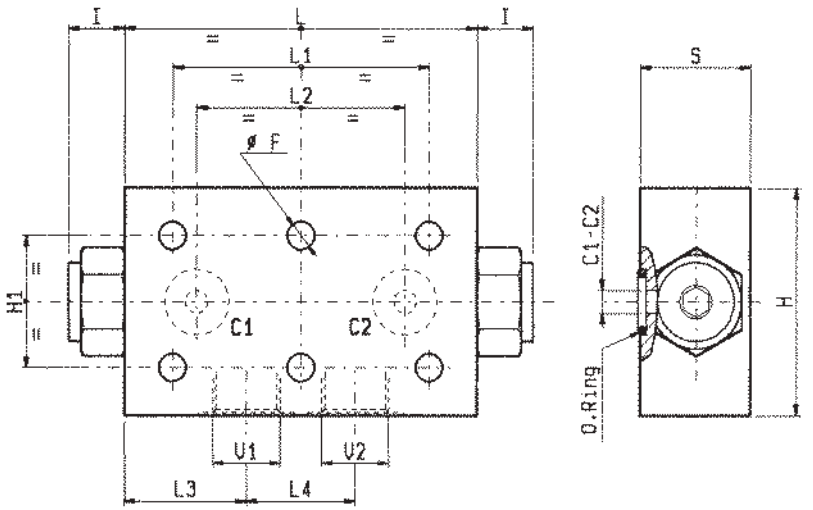

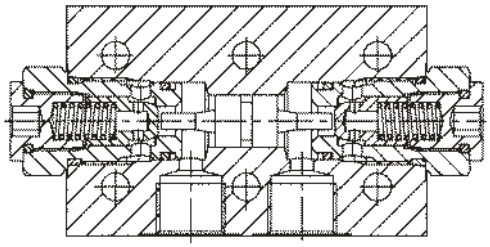

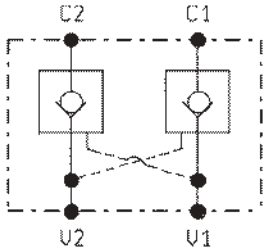

S	L4	L3	L2	L1	L	I	H1	H	F				O ring	Y	Rapp. di Pil. Pilot ratio	Peso kg Weight kg
49	50	57.5	105	135	165	25	50	89	10.5				18.64x3.53	3/4	4:1	2.50
34	34	38	65	80	110	17.5	40	69	8.5				15.34x2.62	1/2	3.2:1	0.95
34	32	32	62	70	96	8.5	40	59	6.5				9.19x2.62	3/8	7:1	0.75

DATI TECNICI / TECHNICAL DATA

NOTA: per la dimensione 1/2 è disponibile anche il rapporto di pilotaggio 6:1 (X=25).

WARNING: pilot ratio 6:1 is also available for 1/2 size (X=25).

Pressione di lavoro max. Max. working pressure	350 bar
Portata max. vedi diagramma Flow max. see performance graph	

È generalmente consigliato l'uso della versione con codice Z=01 (molla pesante).
Per un funzionamento corretto scegliere il rapporto di pilotaggio in funzione della contropressione sulla linea di ritorno e del rapporto delle aree del cilindro.

The version with Z=01 in part no. (heavier spring) is generally recommended.
For correct operation the pilot ratio must be chosen as function of back pressure in the return line and of cylinder ratio.

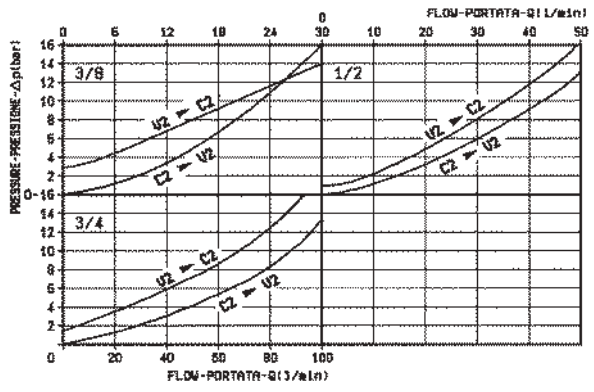

X	GUARNIZIONE SUL PISTONE DI PILOTAGGIO O-RING ON PILOT PISTON
00	senza guarnizione no o-ring
10	con guarnizione with o-ring

Z		MOLLE / SPRINGS			
		Inizio apertura (bar) Cracking pressure (bar)		Cod. ordinazione Ordering code	
3/8	00	3		03.51.01.024	
	01	8		03.51.01.051	
1/2	00	1		03.51.01.029	
	01	8		03.51.01.058	
3/4	00	1.5		03.51.01.008	
	01	8		03.51.01.154	

Y	ATTACCHI / PORT SIZE	
	V1-V2	C1-C2
02	G 3/8	∅ 6
03	G 1/2	∅ 10
04	G 3/4	∅ 14

UNIDIREZIONALI, SBLOCCAGGIO OLEODINAMICO, DOPPIO EFFETTO
DUAL, PILOT OPERATED CHECK

VSO-DE

05.53.01 - X - Y - Z

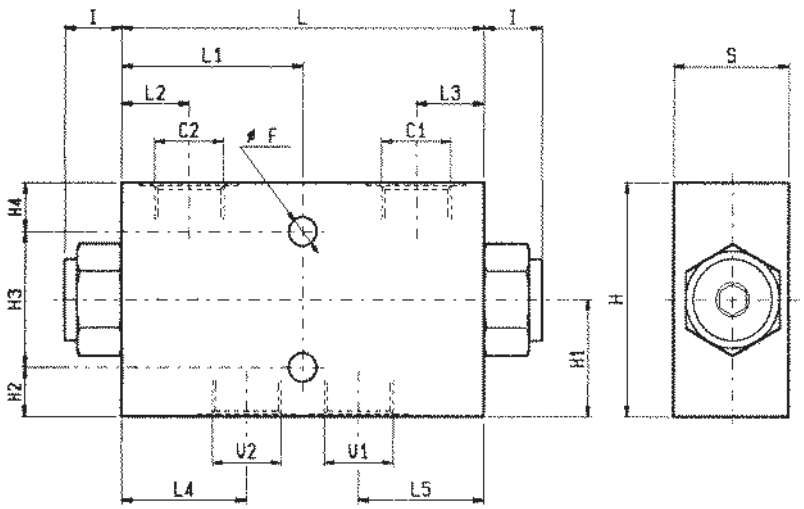

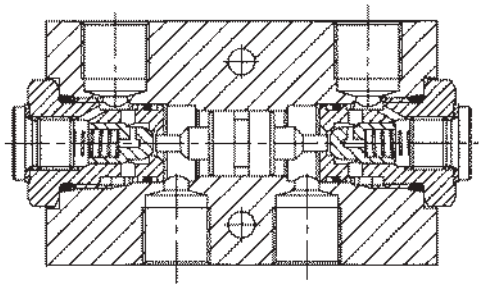

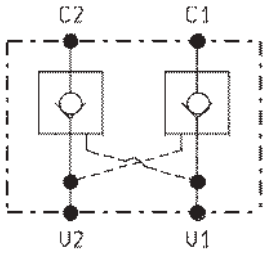

DATI TECNICI / TECHNICAL DATA

NOTA: per la dimensione 1/2 è disponibile anche il rapporto di pilotaggio 6:1 (X=25).

WARNING: pilot ratio 6:1 is also available for 1/2 size (X=25).

Pressione di lavoro max. / Max. working pressure: 350 bar

Portata max. vedi diagramma / Flow max. see performance graph

È generalmente consigliato l'uso della versione con codice Z=01 (molla pesante).
Per un funzionamento corretto scegliere il rapporto di pilotaggio in funzione della contropressione sulla linea di ritorno e del rapporto delle aree del cilindro.

The version with Z=01 in part no. (heavier spring) is generally recommended.
For correct operation the pilot ratio must be chosen as function of back pressure in the return line and of cylinder ratio.

S	L5	L4	L3	L2	L1	L	I	H4	H3	H2	H1	H	F		Y	Rapp. di Pil. Pilot ratio	Peso kg Weight kg
50	57.5	57.5	30	30	82.5	165	24.5	14.5	60	14.5	44.5	89	8.5		3/4	4:1	2.55
35	38	38	20.5	20.5	55	110	17.5	14.5	40	14.5	34.5	69	8.5		1/2	3.2:1	1.06
35	32	32	17	17	48	96	8.5	9.5	40	9.5	29.5	59	6.5		3/8	7:1	0.85

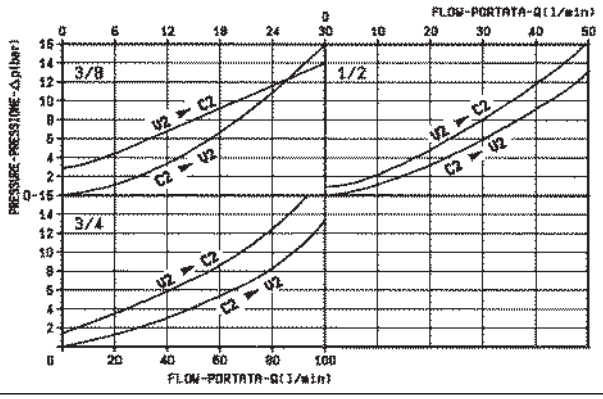

X	GUARNIZIONE SUL PISTONE DI PILOTAGGIO O-RING ON PILOT PISTON
00	senza guarnizione no o-ring
10	con guarnizione with o-ring

Z		MOLLE / SPRINGS			
		Inizio apertura (bar) Cracking pressure (bar)		Cod. ordinazione Ordering code	
3/8	00	3		03.51.01.024	
	01	8		03.51.01.051	
1/2	00	1		03.51.01.029	
	01	8		03.51.01.058	
3/4	00	1.5		03.51.01.008	
	01	8		03.51.01.154	

Y	ATTACCHI / PORT SIZE
	V1-V2-C1-C2
97	G 3/8
03	G 1/2
04	G 3/4

UNIDIREZIONALI, SBLOCCAGGIO OLEODINAMICO, SEMPLICE EFFETTO, FLANGIABILI, RUBINETTO

FLANGEABLE, PILOT OPERATED CHECK WITH MANUAL SHUT-OFF

VSO-SE-FCV-DL-S

05.52 - K - X - Y - Z

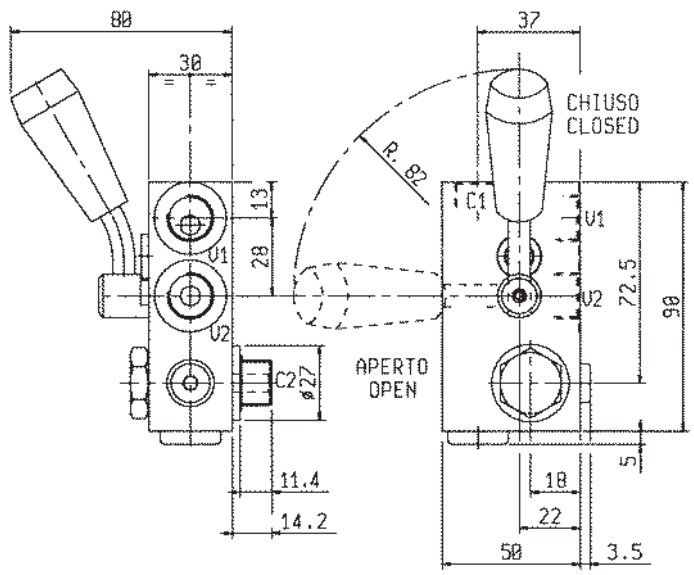

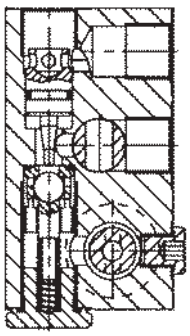

K	SCHEMA SYMBOL
53	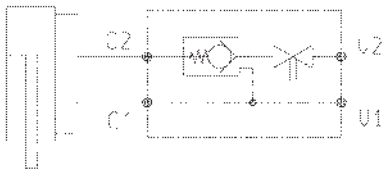
58	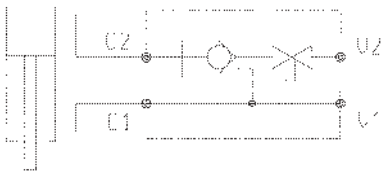

DATI TECNICI / TECHNICAL DATA

Coppia di serraggio Installation torque	50-55 Nm
Pressione di lavoro max. Max. working pressure	350 bar
Portata max. Flow max.	30 l/min
Rapporto di pilotaggio Pilot ratio	5.4 : 1
Peso Weight	0.60 kg

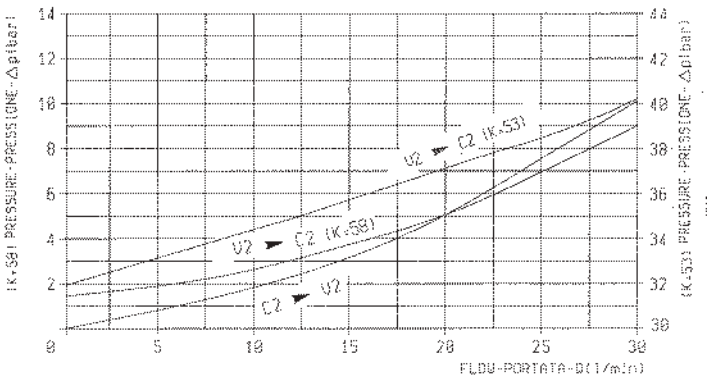

X	GUARNIZIONE SUL PISTONE DI PILOTAGGIO O-RING ON PILOT PISTON
10	**con guarnizione with o-ring**

Z	MOLLE / SPRINGS			
	Inizio apertura (bar) Cracking pressure (bar)		Cod. ordinazione Ordering code	
00	(K = 58) 1.6		03.51.01.107	
00	(K = 53) 32		03.51.01.309	

Y	ATTACCHI / PORT SIZE
	V1 - V2 - C1 - C2
02	G 3/8

VSO-SE-FCV-DL-D

05.52 - K - X - Y - Z

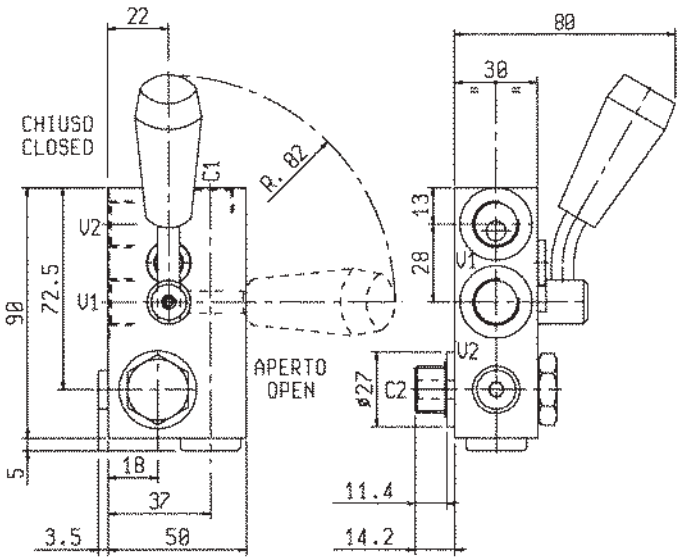

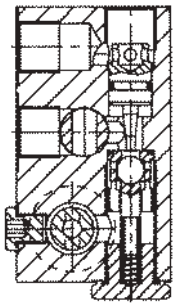

K	SCHEMA SYMBOL
54	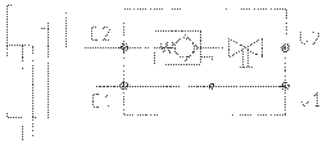
59	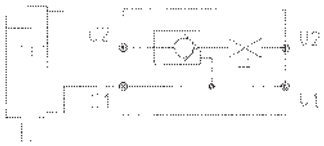

DATI TECNICI / TECHNICAL DATA	
Coppia di serraggio Installation torque	50-55 Nm
Pressione di lavoro max. Max. working pressure	350 bar
Portata max. Flow max.	30 l/min
Rapporto di pilotaggio Pilot ratio	5.4 : 1
Peso Weight	0.60 kg

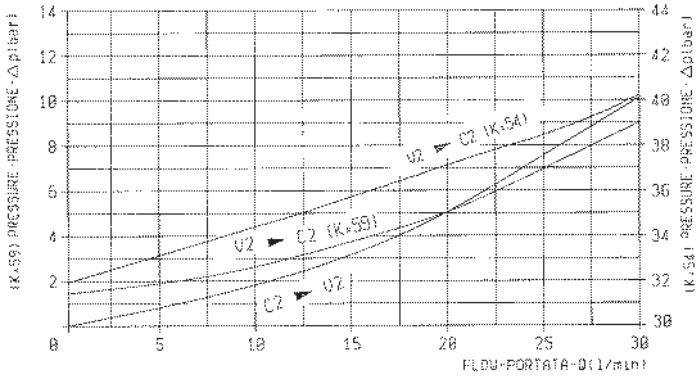

X	GUARNIZIONE SUL PISTONE DI PILOTAGGIO O-RING ON PILOT PISTON
10	con guarnizione with o-ring

Z	MOLLE / SPRINGS			
	Inizio apertura (bar) Cracking pressure (bar)		Cod. ordinazione Ordering code	
00	(K = 59) 1.6		03.51.01.107	
00	(K = 54) 32		03.51.01.309	

Y	ATTACCHI / PORT SIZE
	V1 - V2 - C1 - C2
02	G 3/8

UNIDIREZIONALI, SBLOCCAGGIO OLEODINAMICO, SEMPLICE EFFETTO, RUBINETTO
PILOT OPERATED CHECK WITH MANUAL SHUT-OFF

VSO-SE-DL-S

05.52.26 - X - Y - Z

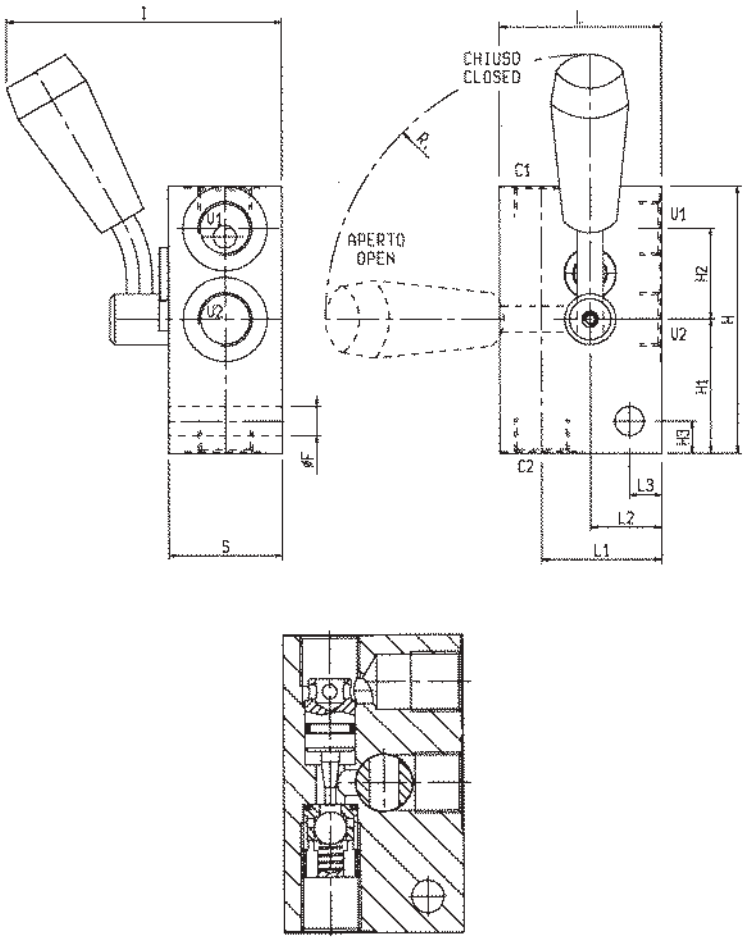

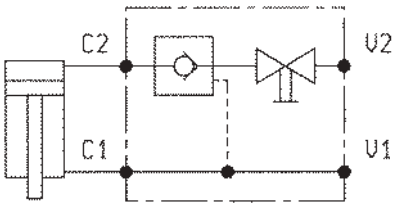

DATI TECNICI / TECHNICAL DATA

Pressione di lavoro max. Max. working pressure	350 bar
Portata max. vedi diagramma Flow see performance graph	

S	L3	L2	L1	L	I	H3	H2	H1	H	Ø F	R				Y	Rapp. di Pil. Pilot ratio	Peso kg Weight kg
35	–	30	50	65	85	–	35	40.5	90.5	–	82				1/2	3.6:1	1.00
35	10	22	37	50	85	10	28	41.5	82.5	9	82				3/8	5.4:1	0,60

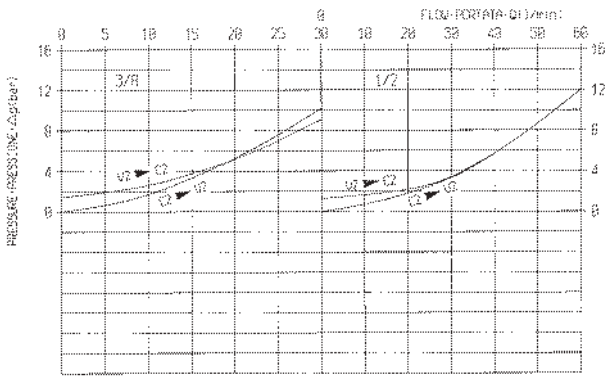

X	GUARNIZIONE SUL PISTONE DI PILOTAGGIO O-RING ON PILOT PISTON
10	con guarnizione with o-ring

Z	MOLLE / SPRINGS			
	Inizio apertura (bar) Cracking pressure (bar)		Cod. ordinazione Ordering code	
00	3/8 = 1.6		03.51.01.107	
00	1/2 = 0.6		03.51.01.107	

Y	ATTACCHI / PORT SIZE
	V1 - V2 - C1 - C2
02	G 3/8
03	G 1/2

UNIDIREZIONALI, SBLOCCAGGIO OLEODINAMICO, SEMPLICE EFFETTO, RUBINETTO
PILOT OPERATED CHECK WITH MANUAL SHUT-OFF

VSO-SE-DL-R-D

05.52.27 - X - Y - Z

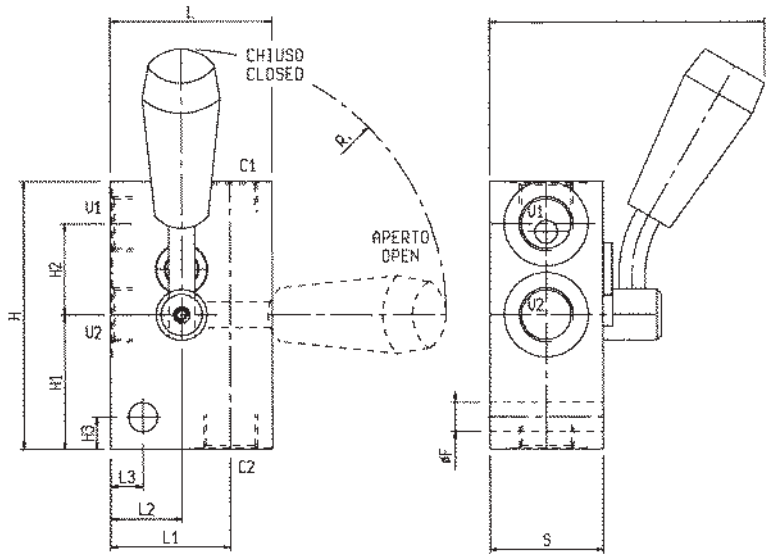

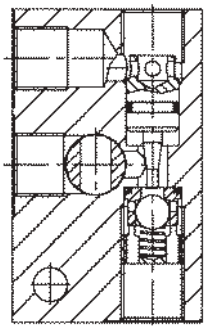

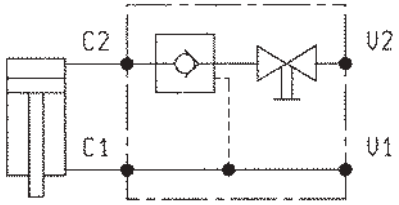

DATI TECNICI / TECHNICAL DATA

Pressione di lavoro max. Max. working pressure	350 bar
Portata max. vedi diagramma Flow see performance graph	

S	L3	L2	L1	L	I	H3	H2	H1	H	Ø F	R				Y	Rapp. di Pil. Pilot ratio	Peso kg Weight kg
35	–	30	50	65	85	–	35	40.5	90.5	–	82				1/2	3.6:1	1.00
35	10	22	37	50	85	10	28	41.5	82.5	9	82				3/8	5.4:1	0,60

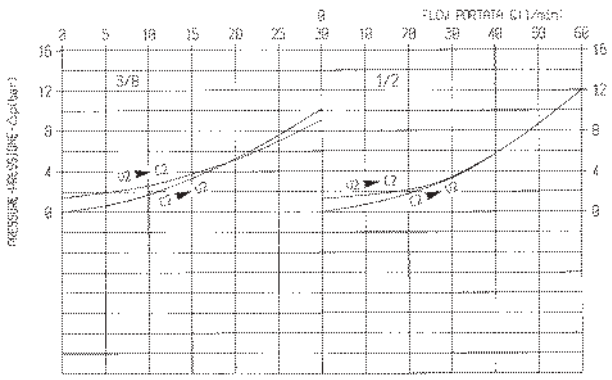

X	GUARNIZIONE SUL PISTONE DI PILOTAGGIO O-RING ON PILOT PISTON
10	con guarnizione with o-ring

Z	MOLLE / SPRINGS			
	Inizio apertura (bar) Cracking pressure (bar)		Cod. ordinazione Ordering code	
00	3/8 = 1.6		03.51.01.107	
00	1/2 = 0.6		03.51.01.107	

Y	ATTACCHI / PORT SIZE
	V1 - V2 - C1 - C2
02	G 3/8
03	G 1/2

UNIDIREZIONALI, SBLOCCAGGIO OLEODINAMICO, SEMPLICE EFFETTO, PILOTAGGIO SEPARATO
P.O., VENTED PILOT PISTON CHECK

VSO-SE-PS-FCV

05.52.22 - X - Y - Z

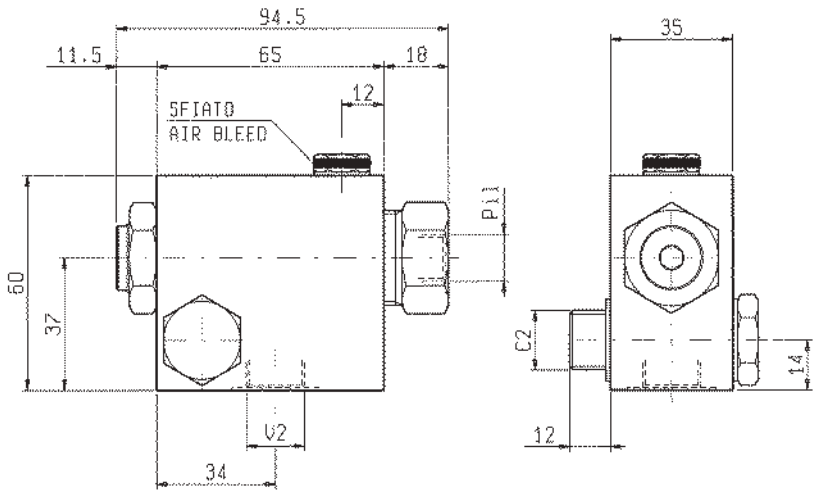

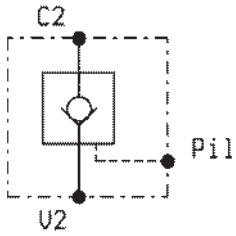

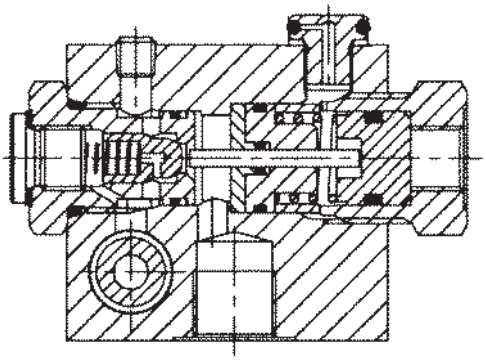

DATI TECNICI / TECHNICAL DATA

ATTENZIONE: si raccomanda di collegare lo sfiato dell'aria (G 1/8) al serbatoio mediante apposito tubo.
WARNING: it is recommended to connect the air bleed port (G 1/8) to tank.

Coppia di serraggio Installation torque	41-49 Nm (max 90°)
Pressione di lavoro max. Max. working pressure	350 bar
Portata max. Flow max.	30 l/min
Rapporto di pilotaggio Pilot ratio	10 : 1
Peso Weight	0.60 kg

È generalmente consigliato l'uso della versione con codice Z=01 (molla pesante).
The version with Z=01 in part no. (heavier spring) is generally recommended.

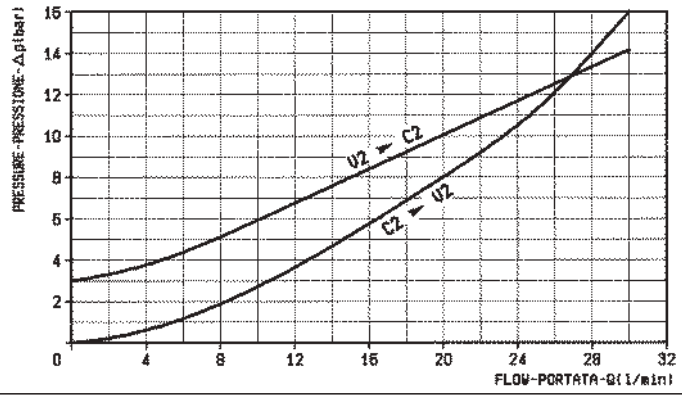

X	GUARNIZIONE SUL PISTONE DI PILOTAGGIO O-RING ON PILOT PISTON
00	con guarnizione with o-ring

Z	MOLLE / SPRINGS			
	Inizio apertura (bar) Cracking pressure (bar)		Cod. ordinazione Ordering code	
00	3		03.51.01.024	
01	8		03.51.01.051	

Y	ATTACCHI / PORT SIZE	
	V2-C2	PIL
02	G 3/8	G 1/4

UNIDIREZIONALI, SBLOCCAGGIO OLEODINAMICO, SEMPLICE EFFETTO, PILOTAGGIO SEPARATO
P.O., VENTED PILOT PISTON CHECK

VSO-SE-PS

05.52.24 - X - Y - Z

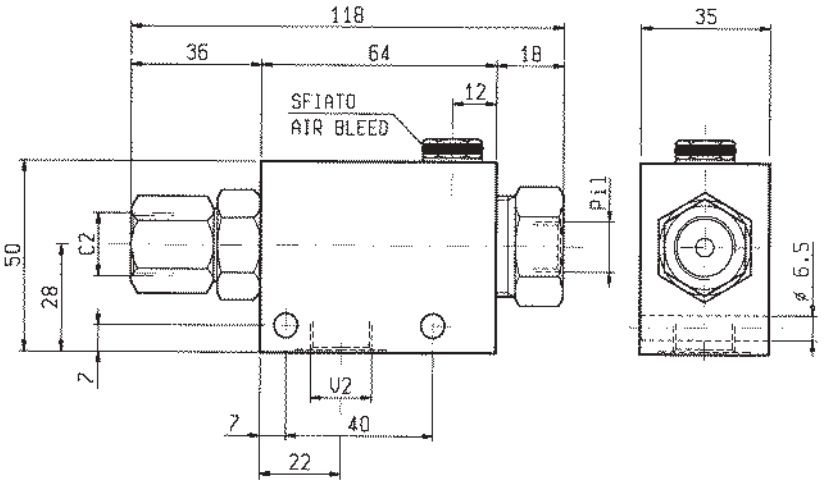

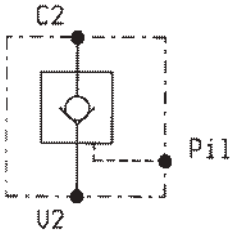

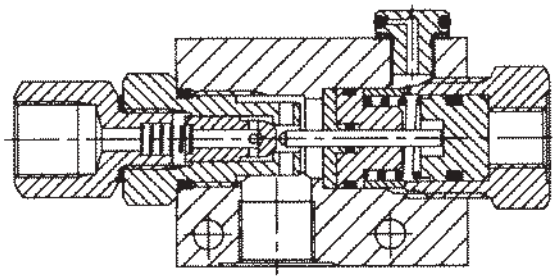

DATI TECNICI / TECHNICAL DATA

ATTENZIONE: si raccomanda di collegare lo sfiato dell'aria (G 1/8) al serbatoio mediante apposito tubo.
WARNING: it is recommended to connect the air bleed port (G 1/8) to tank.

Pressione di lavoro max. Max. working pressure	350 bar
Portata max. Flow max.	30 l/min
Rapporto di pilotaggio Pilot ratio	10 : 1
Peso Weight	0.5 kg

È generalmente consigliato l'uso della versione con codice Z=01 (molla pesante).
The version with Z=01 in part no. (heavier spring) is generally recommended.

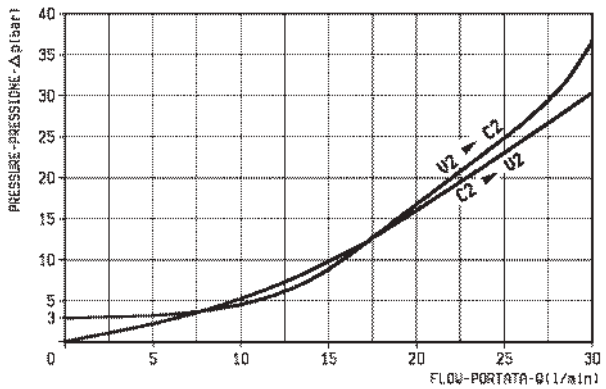

X	GUARNIZIONE SUL PISTONE DI PILOTAGGIO O-RING ON PILOT PISTON
00	con guarnizione with o-ring

Z	MOLLE / SPRINGS			
	Inizio apertura (bar) Cracking pressure (bar)		Cod. ordinazione Ordering code	
00	2		03.51.01.024	
01	8		03.51.01.051	

Y	ATTACCHI / PORT SIZE	
	V2-C2	PIL
02	G 3/8	G 1/4

VU-38-P

04.31.14 - X - Y - Z

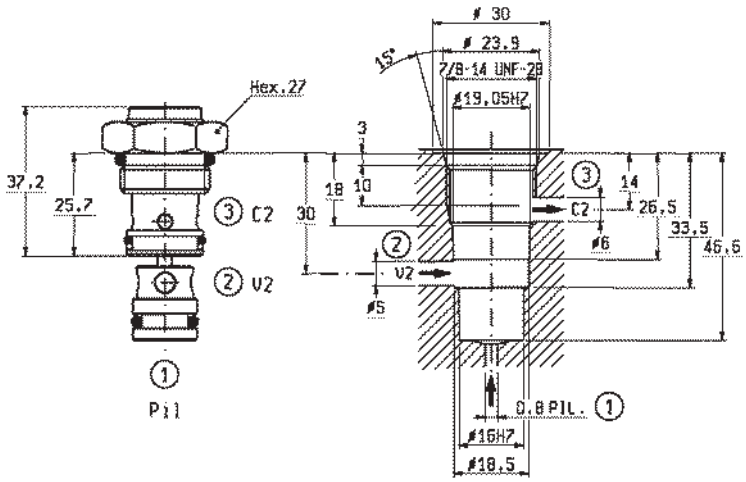

CAVITA'-CAVITY N.058

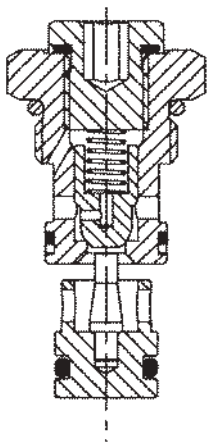

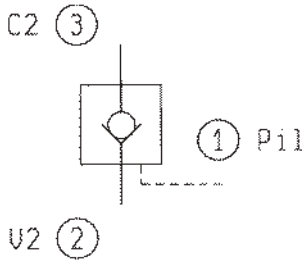

DATI TECNICI / TECHNICAL DATA

Coppia di serraggio Installation torque	75-87 Nm
Pressione di lavoro max. Max. working pressure	350 bar
Portata max. Flow max.	30 l/min
Rapporto di pilotaggio Pilot ratio	7 : 1
Peso Weight	0.1 kg

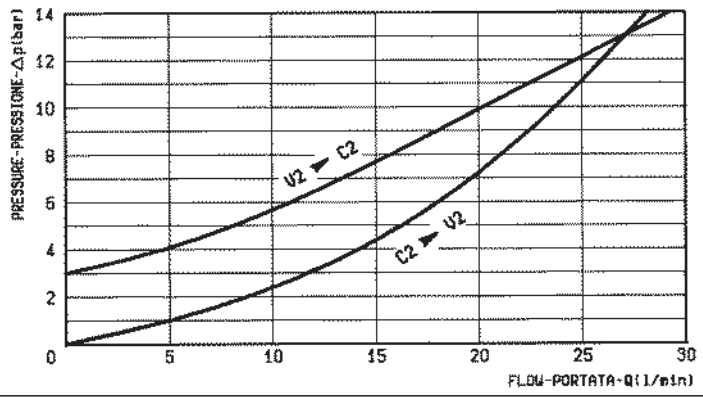

X	GUARNIZIONE SUL PISTONE DI PILOTAGGIO O-RING ON PILOT PISTON
10	**con guarnizione with o-ring**

Z	MOLLE / SPRINGS			
	Inizio apertura (bar) Cracking pressure (bar)		Cod. ordinazione Ordering code	Colore Colour
00	**3**		**03.51.01.024**	
01	**8**		**03.51.01.051**	

Y	ATTACCHI / PORT SIZE
99	Cartuccia/Cartridge

UNIDIREZIONALI, SBLOCCAGGIO OLEODINAMICO, SEMPLICE EFFETTO
PILOT OPERATED CHECK

VSO-SE-DL-FCV

05.52.39 - X - Y - Z

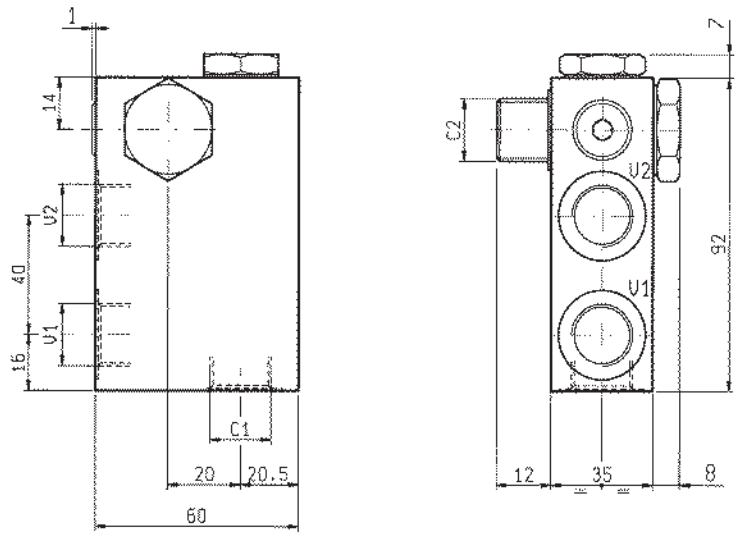

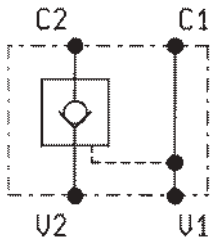

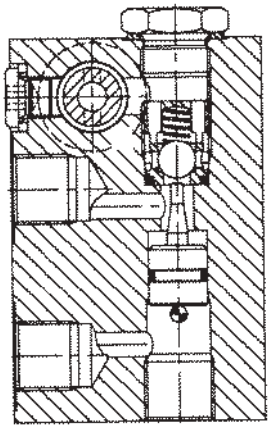

DATI TECNICI / TECHNICAL DATA

Coppia di serraggio Installation torque	70-80 Nm (max 80°)
Pressione di lavoro max. Max. working pressure	350 bar
Portata max. Flow max.	30 l/min
Rapporto di pilotaggio Pilot ratio	4.6 : 1
Peso Weight	0.7 kg

Per un funzionamento corretto scegliere il rapporto di pilotaggio in funzione della contropressione sulla linea di ritorno e del rapporto delle aree del cilindro.

For correct operation the pilot ratio must be chosen as function of back pressure in the return line and of cylinder ratio.

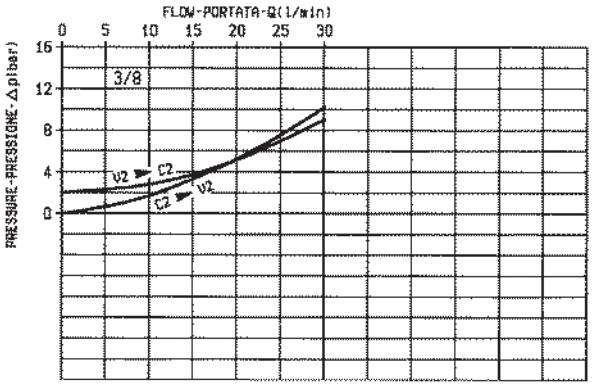

X	GUARNIZIONE SUL PISTONE DI PILOTAGGIO O-RING ON PILOT PISTON
10	**con guarnizione with o-ring**

Z	MOLLE / SPRINGS			
	Inizio apertura (bar) Cracking pressure (bar)		Cod. ordinazione Ordering code	Colore Colour
00	**1**		**03.51.01.107**	

Y	ATTACCHI / PORT SIZE
	V1-V2-C1-C2
02	G 3/8

UNIDIREZIONALI, SBLOCCAGGIO OLEODINAMICO, SEMPLICE EFFETTO
PILOT OPERATED CHECK

VSO-SE-5P

05.52.07 - X - Y - Z

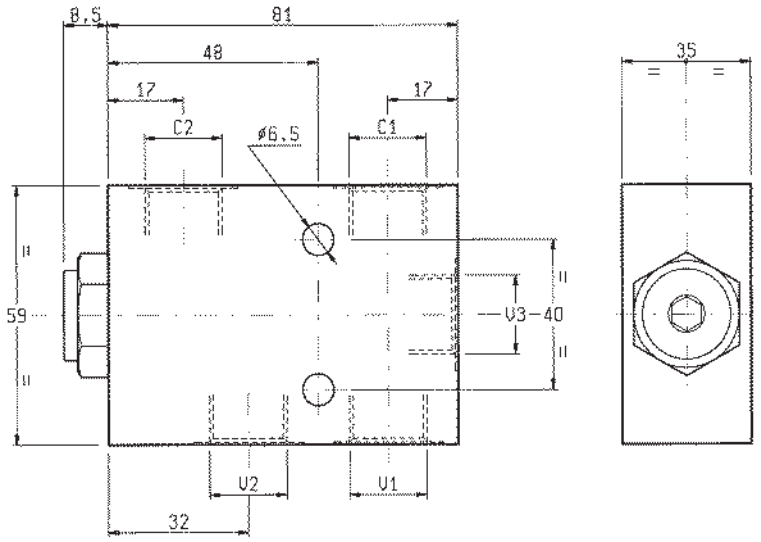

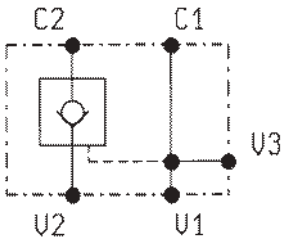

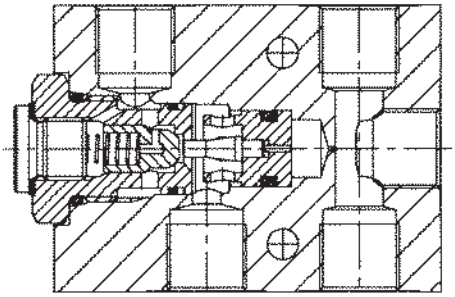

DATI TECNICI / TECHNICAL DATA

Pressione di lavoro max. Max. working pressure	350 bar
Portata max. Flow max.	30 l/min
Rapporto di pilotaggio Pilot ratio	7 : 1
Peso Weight	0.6 kg

È generalmente consigliato l'uso della versione con codice Z=01 (molla pesante).
Per un funzionamento corretto scegliere il rapporto di pilotaggio in funzione della contropressione sulla linea di ritorno e del rapporto delle aree del cilindro.

The version with Z=01 in part no. (heavier spring) is generally recommended.
For correct operation the pilot ratio must be chosen as function of back pressure in the return line and of cylinder ratio.

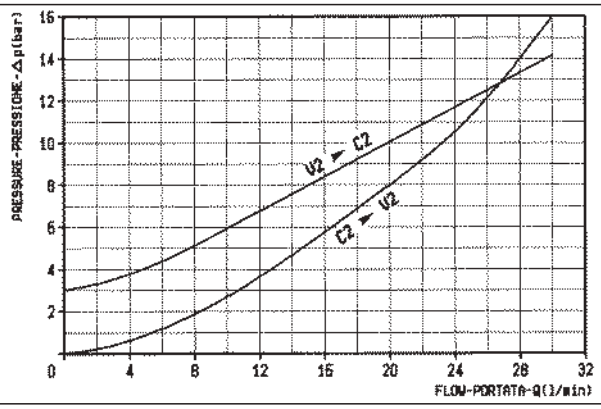

X	GUARNIZIONE SUL PISTONE DI PILOTAGGIO O-RING ON PILOT PISTON
10	**con guarnizione with o-ring**

Z		MOLLE / SPRINGS			
		Inizio apertura (bar) Cracking pressure (bar)		Cod. ordinazione Ordering code	
3/8	**00**	**3**		**03.51.01.024**	
	01	**8**		**03.51.01.051**	

Y	ATTACCHI / PORT SIZE
	V1-V2-V3-C1-C2
97	G 3/8

UNIDIREZIONALI, SBLOCCAGGIO OLEODINAMICO, SEMPLICE EFFETTO
PILOT OPERATED CHECK

VSO-SE-DLN

05.52.11 - X - Y - Z

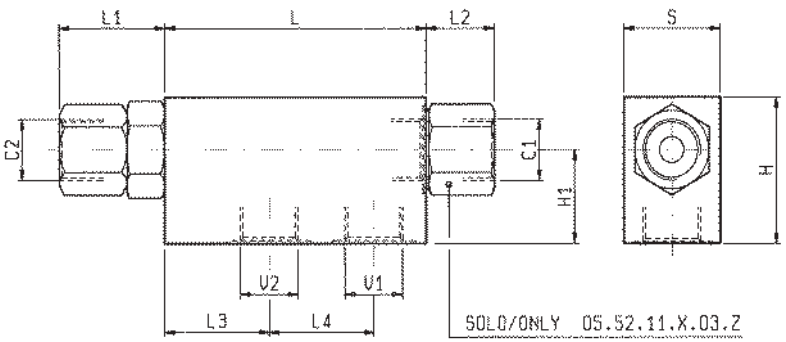

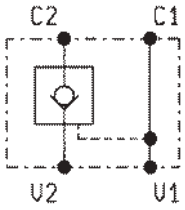

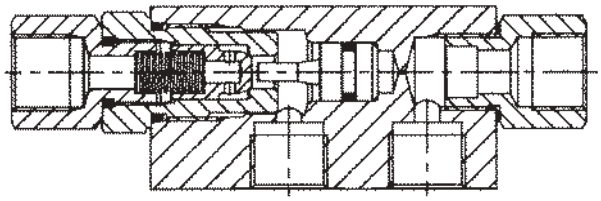

S	L4	L3	L2	L1	L	H1	H								Y	Rapp. di Pil. Pilot ratio	Peso kg Weight kg
35	38	38	25	38.5	95	32	50								1/2	3.2:1	0.49
35	38	20	–	36	80	30	50								3/8	4:1	0.47
35	35	20	–	33.5	70	24	40								1/4	4:1	0.39

DATI TECNICI / TECHNICAL DATA

NOTA: Per la dimensione 1/2 è disponibile anche il rapporto di pilotaggio 6:1 (X=25).
WARNING: Pilot ratio 6:1 is also available for 1/2 size (X=25).

Per la dimensione 1/4 è disponibile anche il rapporto di pilotaggio 9:1 (X=37).
Pilot ratio 9:1 is available for 1/4 size (X=37).

Pressione di lavoro max. 350 bar
Max. working pressure

Portata max. vedi diagramma
Flow max. see performance graph

È generalmente consigliato l'uso della versione con codice Z=01 (molla pesante).
Per un funzionamento corretto scegliere il rapporto di pilotaggio in funzione della contropressione sulla linea di ritorno e del rapporto delle aree del cilindro.
The version with Z=01 in part no. (heavier spring) is generally recommended.
For correct operation the pilot ratio must be chosen as function of back pressure in the return line and of cylinder ratio.

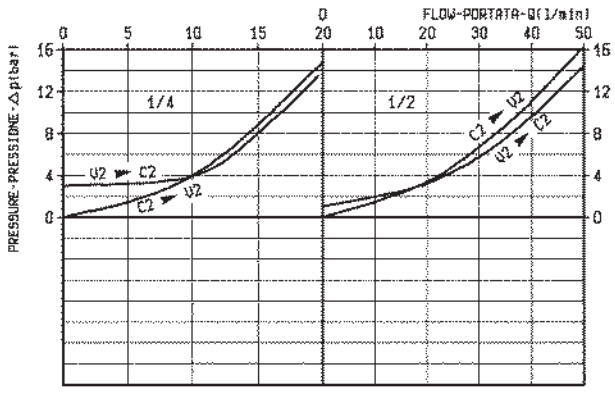

X	GUARNIZIONE SUL PISTONE DI PILOTAGGIO O-RING ON PILOT PISTON
00	senza guarnizione no o-ring
10	con guarnizione with o-ring

Z		MOLLE / SPRINGS			
		Inizio apertura (bar) Cracking pressure (bar)		Cod. ordinazione Ordering code	
1/4	00	2		03.51.01.024	
	01	8		03.51.01.051	
3/8	00	2		03.51.01.024	
	01	8		03.51.01.051	
1/2	00	1		03.51.01.029	
	01	8		03.51.01.058	

Y	ATTACCHI / PORT SIZE
	V1-V2-C1-C2
09	G 1/4
02	G 3/8
03	G 1/2

UNIDIREZIONALI, SBLOCCAGGIO OLEODINAMICO, SEMPLICE EFFETTO
PILOT OPERATED CHECK

VSO-SE-FCA

05.52.02 - X - Y - Z

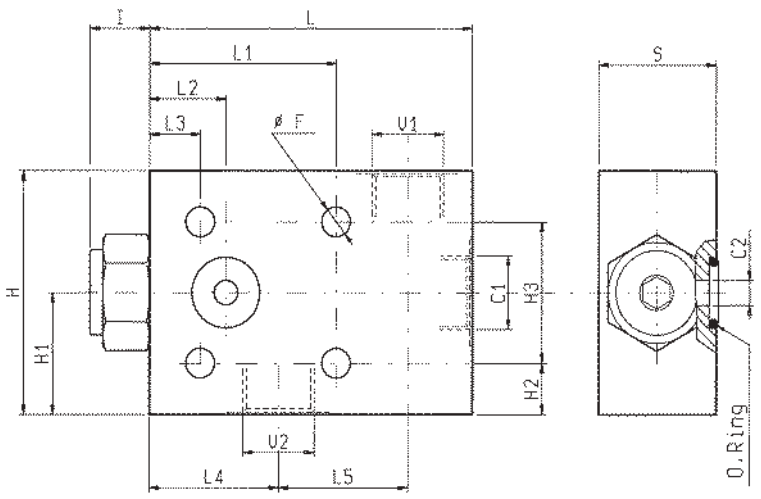

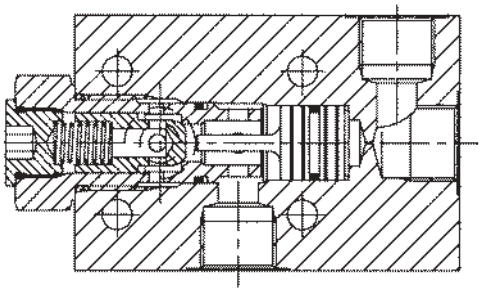

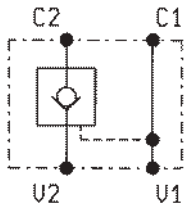

DATI TECNICI / TECHNICAL DATA

NOTA: Per la dimensione 1/2 è disponibile anche il rapporto di pilotaggio 6:1 (X=25).

WARNING: Pilot ratio 6:1 is also available for 1/2 size (X=25).

Pressione di lavoro max. Max. working pressure	350 bar
Portata max. vedi diagramma Flow max. see performance graph	

È generalmente consigliato l'uso della versione con codice Z=01 (molla pesante).
Per un funzionamento corretto scegliere il rapporto di pilotaggio in funzione della contropressione sulla linea di ritorno e del rapporto delle aree del cilindro.

The version with Z=01 in part no. (heavier spring) is generally recommended.
For correct operation the pilot ratio must be chosen as function of back pressure in the return line and of cylinder ratio.

S	L5	L4	L3	L2	L1	L	I	H3	H2	H1	H	F	O.R. SIZE	Y	Rapp. di Pil. Pilot ratio	Peso kg Weight kg
34.5	38	38	15	22.5	55	95	17.5	40	14.5	34.5	69	8.5	15.34x2.62	1/2	3.2:1	0.71
34.5	32	32	13	17	48	81	8.5	40	9.5	29.5	59	6.5	9.19x2.62	3/8	7:1	0.64

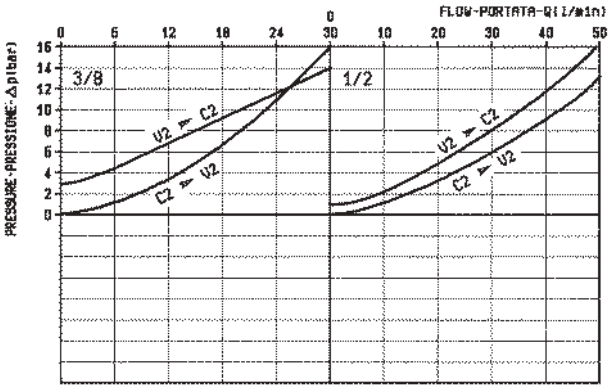

X	GUARNIZIONE SUL PISTONE DI PILOTAGGIO O-RING ON PILOT PISTON
00	senza guarnizione no o-ring
10	con guarnizione with o-ring

Z		MOLLE / SPRINGS			
		Inizio apertura (bar) Cracking pressure (bar)		Cod. ordinazione Ordering code	
3/8	00	3		03.51.01.024	
	01	8		03.51.01.051	
1/2	00	1		03.51.01.029	
	01	8		03.51.01.058	

Y	ATTACCHI / PORT SIZE	
	V1-V2-C1	C2
97	G 3/8	∅ 6
03	G 1/2	∅ 7

UNIDIREZIONALI, SBLOCCAGGIO OLEODINAMICO, SEMPLICE EFFETTO
PILOT OPERATED CHECK

VSO-SE

05.52.01 - X - Y - Z

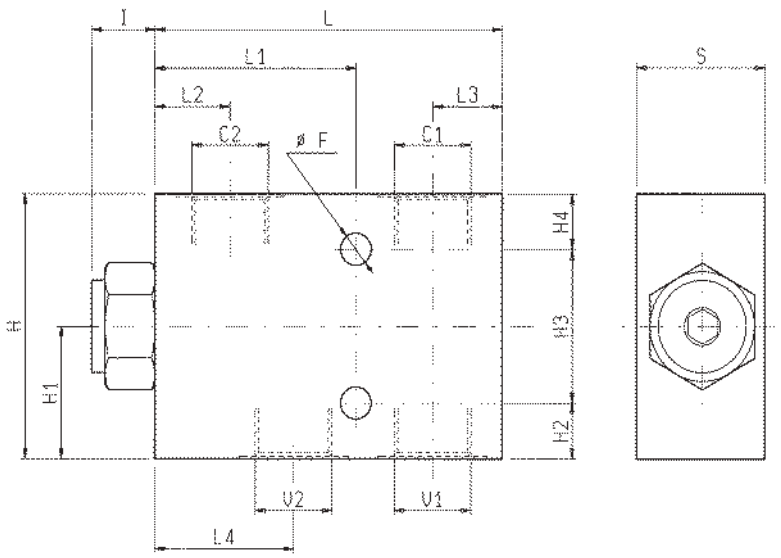

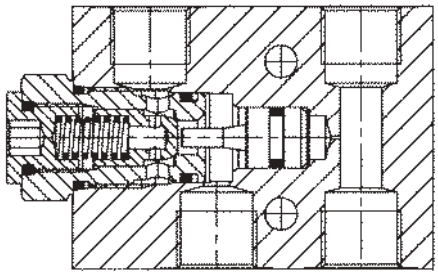

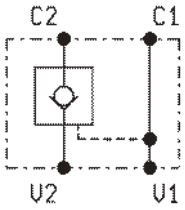

S	L4	L3	L2	L1	L	I	H4	H3	H2	H1	H	F			Y	Rapp. di Pil. Pilot ratio	Peso kg Weight kg
50	57.5	22	30	80	135	24.5	19.5	50	19.5	44.5	89	10.5			3/4	4:1	1.85
35	38	19	20,5	55	95	17.5	14.5	40	14.5	34.5	69	8.5			1/2	3.2:1	0.72
35	32	17	17	48	81	8.5	9.5	40	9.5	29.5	59	6.5			3/8	7:1	0.64

DATI TECNICI / TECHNICAL DATA

NOTA: Per la dimensione 1/2 è disponibile anche il rapporto di pilotaggio 6:1 (X=25).

WARNING: Pilot ratio 6:1 is also available for 1/2 size (X=25).

Pressione di lavoro max.
Max. working pressure — 350 bar

Portata max. vedi diagramma
Flow max. see performance graph

È generalmente consigliato l'uso della versione con codice Z=01 (molla pesante).
Per un funzionamento corretto scegliere il rapporto di pilotaggio in funzione della contropressione sulla linea di ritorno e del rapporto delle aree del cilindro.

The version with Z=01 in part no. (heavier spring) is generally recommended.
For correct operation the pilot ratio must be chosen as function of back pressure in the return line and of cylinder ratio.

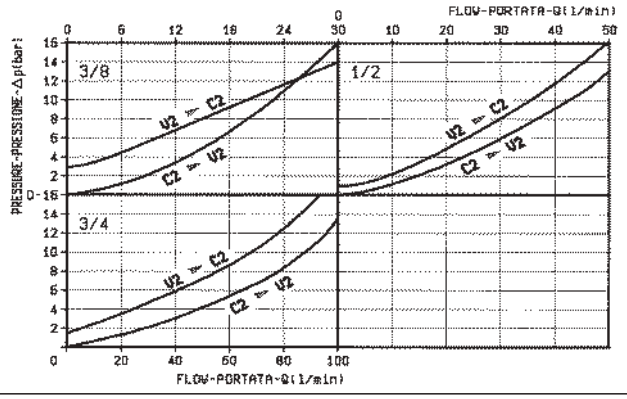

X	GUARNIZIONE SUL PISTONE DI PILOTAGGIO O-RING ON PILOT PISTON
00	senza guarnizione no o-ring
10	con guarnizione with o-ring

Z		MOLLE / SPRINGS			
		Inizio apertura (bar) Cracking pressure (bar)		Cod. ordinazione Ordering code	
3/8	00	3		03.51.01.024	
	01	8		03.51.01.051	
1/2	00	1		03.51.01.029	
	01	8		03.51.01.058	
3/4	00	1.5		03.51.01.008	
	01	8		03.51.01.154	

Y	ATTACCHI / PORT SIZE
	V1-V2-C1-C2
97	G 3/8
03	G 1/2
04	G 3/4

UNIDIREZIONALI A CARTUCCIA, SBLOCCAGGIO OLEODINAMICO, SEMPLICE EFFETTO
PILOT OPERATED, CARTRIDGE TYPE CHECK

VSO-SEC-150

04.33.01 - X - Y - Z

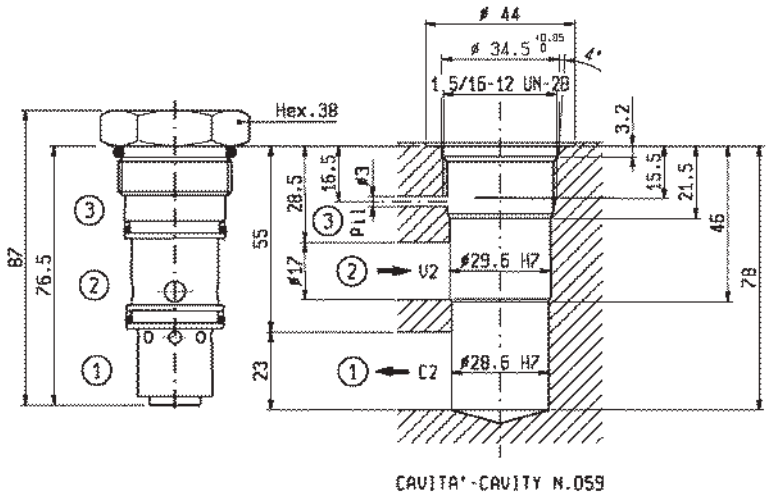

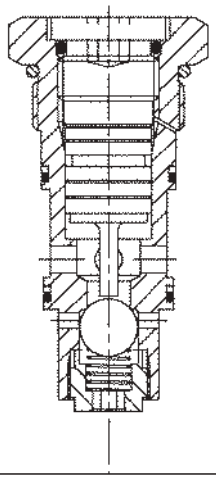

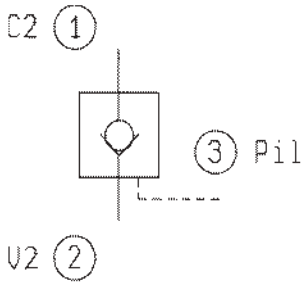

DATI TECNICI / TECHNICAL DATA

Coppia di serraggio Installation torque	142-155 Nm
Pressione di lavoro max. Max. working pressure	350 bar
Portata max. Flow max.	90 l/min
Rapporto di pilotaggio Pilot ratio	4 : 1
Peso Weight	0.375 kg

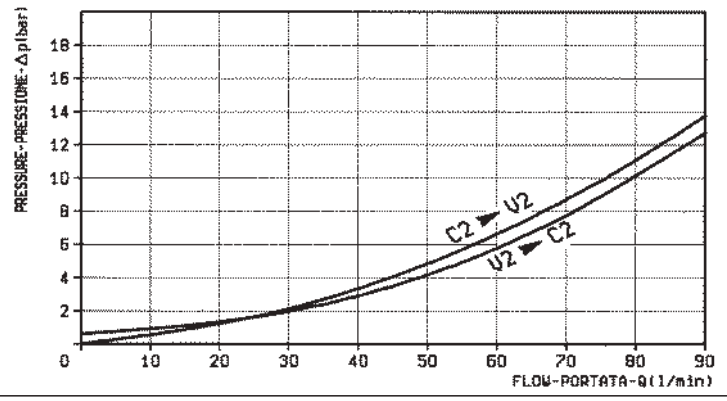

X	GUARNIZIONE SUL PISTONE DI PILOTAGGIO O-RING ON PILOT PISTON
00	senza guarnizione no o-ring
10	con guarnizione with o-ring

Z	MOLLE / SPRINGS			
	Inizio apertura (bar) Cracking pressure (bar)		Cod. ordinazione Ordering code	Colore Colour
00	0.5		03.51.01.016	
01	7		03.51.01.091	

Y	ATTACCHI / PORT SIZE
99	Cartuccia/Cartridge

VU-PC-12

04.34.03 - X - Y - Z

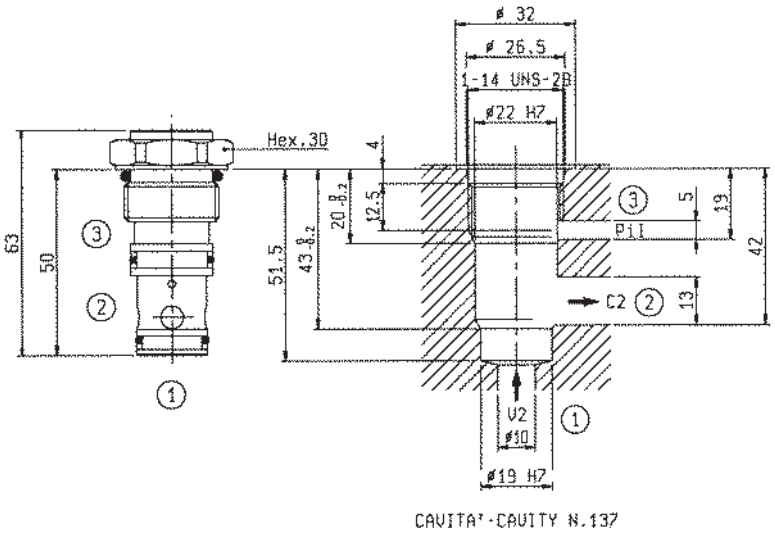

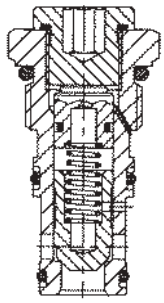

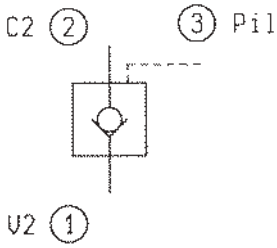

DATI TECNICI / TECHNICAL DATA

Coppia di serraggio Installation torque	115-121 Nm
Pressione di lavoro max. Max. working pressure	210 bar
Portata max. Flow max.	60 l/min
Rapporto di pilotaggio Pilot ratio	1.9 : 1
Peso Weight	0.16 kg

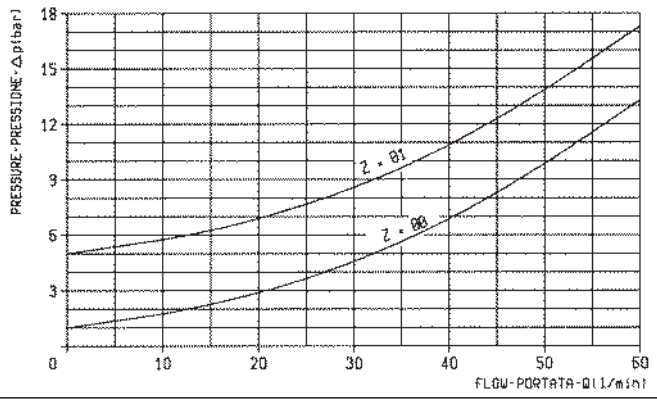

X	GUARNIZIONE SUL PISTONE DI PILOTAGGIO O-RING ON PILOT PISTON
00	con guarnizione with o-ring

Z	MOLLE / SPRINGS			
	Inizio apertura (bar) Cracking pressure (bar)		Cod. ordinazione Ordering code	
00	1		03.51.01.207	
01	5		03.51.01.049	

Y	ATTACCHI / PORT SIZE
99	Cartuccia/Cartridge

UNIDIREZIONALI, SBLOCCAGGIO OLEODINAMICO, DOPPIO EFFETTO
DUAL, PILOT OPERATED CHECK

VSO-DE-L

05.53.03 - X - Y - Z

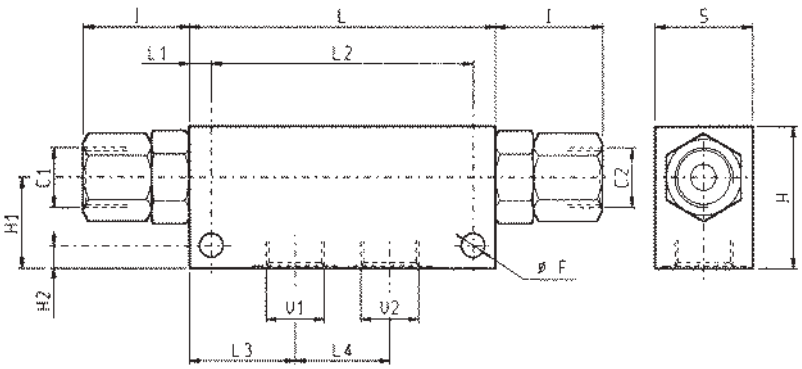

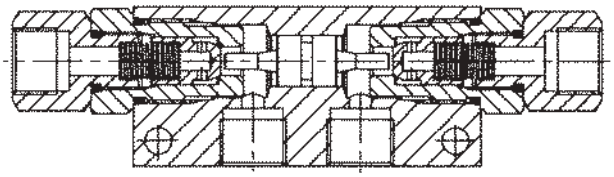

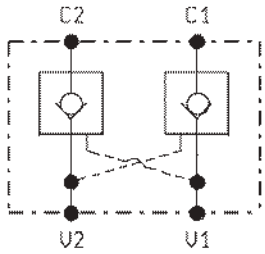

S	L4	L3	L2	L1	L	I	H2	H1	H	F					Y	Rapp. di Pil. Pilot ratio	Peso kg Weight kg
50	50	57.5	145	10	165	57	10	45	70	10.5					3/4	3.6:1	1.15
35	34	38	94	8	110	38.5	8	32	50	8.5					1/2	3.2:1	1.15
35	36	22	34	6	80	33	6	24	40	6.5					1/4	4:1	0.70

DATI TECNICI / TECHNICAL DATA

NOTA: per la dimensione 1/2 è disponibile anche il rapporto di pilotaggio 6:1 (X=25).
WARNING: pilot ratio 6:1 is also available for 1/2 size (X=25).

Per la dimensione 1/4 è disponibile anche il rapporto di pilotaggio 9:1 (X=37).
Pilot ratio 9:1 is available for 1/4 (X=37).

Pressione di lavoro max. 350 bar
Max. working pressure

Portata max. vedi diagramma
Flow max. see performance graph

È generalmente consigliato l'uso della versione con codice Z=01 (molla pesante).
Per un funzionamento corretto scegliere il rapporto di pilotaggio in funzione della contropressione sulla linea di ritorno e del rapporto delle aree del cilindro.
The version with Z=01 in part no. (heavier spring) is generally recommended.
For correct operation the pilot ratio must be chosen as function of back pressure in the return line and of cylinder ratio.

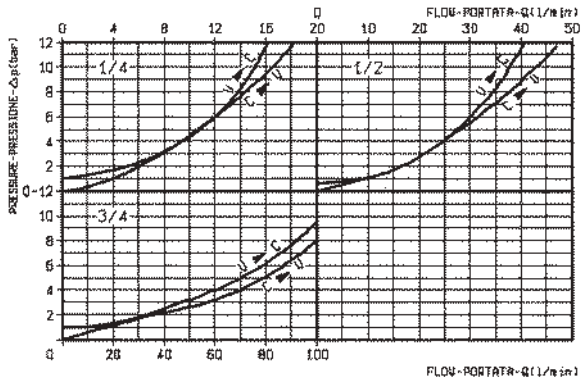

X	GUARNIZIONE SUL PISTONE DI PILOTAGGIO O-RING ON PILOT PISTON
00	senza guarnizione no o-ring
10	con guarnizione with o-ring

Z		MOLLE / SPRINGS			
		Inizio apertura (bar) Cracking pressure (bar)		Cod. ordinazione Ordering code	
1/4	00	3		03.51.01.024	
	01	8		03.51.01.051	
1/2	00	1		03.51.01.029	
	01	8		03.51.01.058	
3/4	00	1.5		03.51.01.008	
	01	8		03.51.01.154	

Y	ATTACCHI / PORT SIZE
	V1-V2-C1-C2
09	G 1/4
03	G 1/2
04	G 3/4

VBSO-SEC-CCAP-33

04.59.03 - X - Y - Z

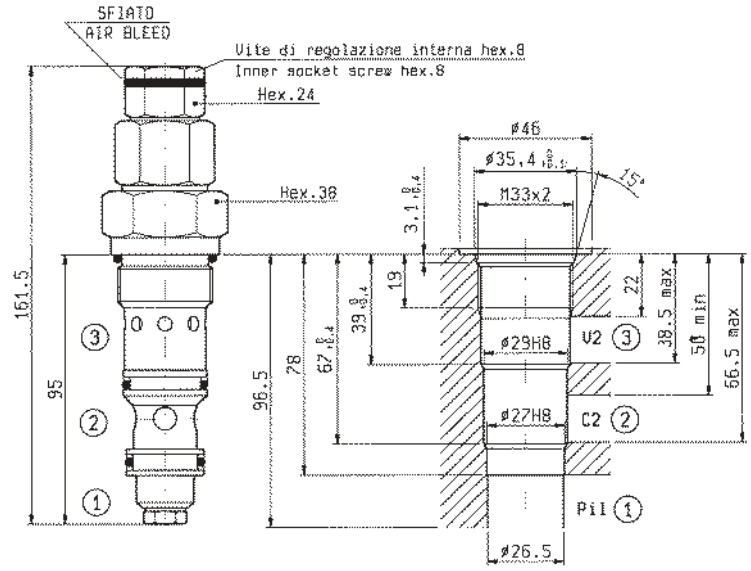

CAVITA' - CAVITY CC063A-01

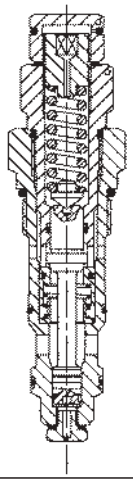

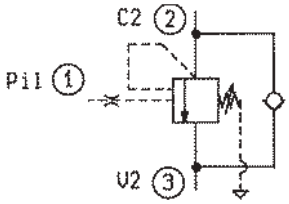

DATI TECNICI / TECHNICAL DATA

Coppia di serraggio Installation torque	200-225 Nm
Pressione max. Max. pressure	350 bar
Taratura della valvola: almeno 1.3 volte superiore alla pressione indotta dal carico Pressure setting: at least 1.3 times the load induced pressure	
Portata max. Flow max.	170 l/min
Peso Weight	0.67 kg

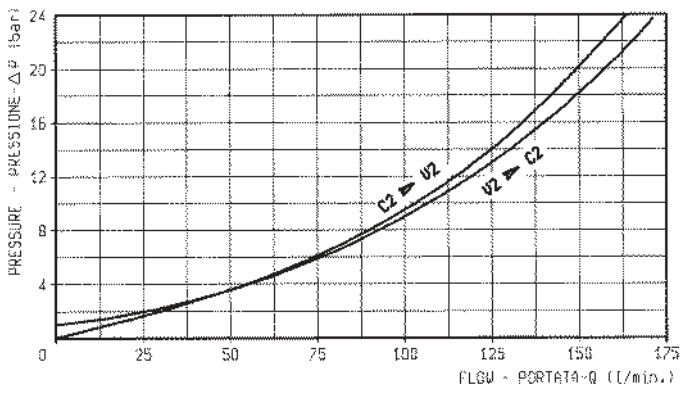

X	RAPPORTO DI PILOTAGGIO PILOT RATIO
03	4 : 1
65	8 : 1

Z	MOLLE / SPRINGS					
	Campo taratura min - max bar Adj. press. range bar	Incremento press. bar / giro vite Press. increase bar / turn		Taratura standard bar (Q = 5 l/min) Std. setting bar (Q = 5 l/min)	Cod. ordinazione Ordering code	Colore Colour
		X=03	X=65			
35	100-350	110	201	350	03.51.01.184	giallo yellow

Y	ATTACCHI / PORT SIZE
99	Cartuccia/Cartridge

VBSO-SEC-CCAP-90

04.59.07 - X - Y - Z

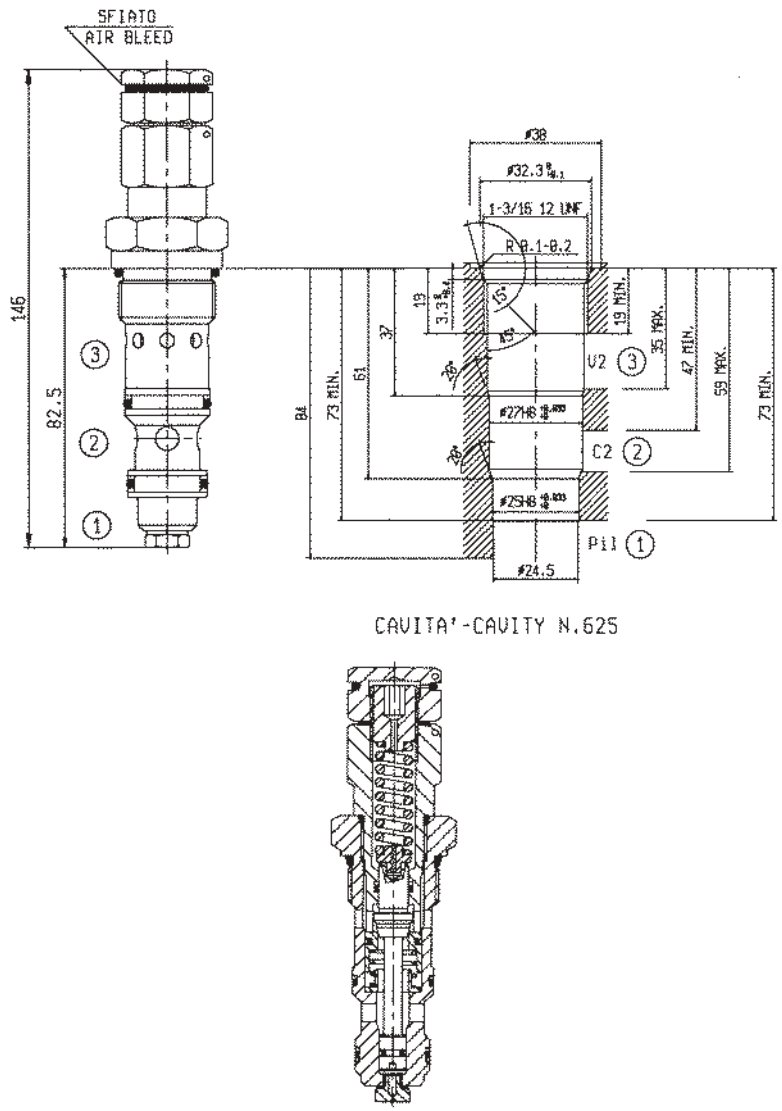

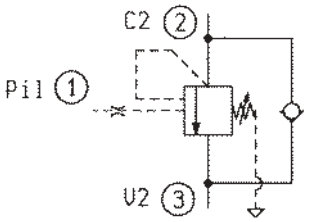

DATI TECNICI / TECHNICAL DATA

Coppia di serraggio Installation torque	142-158 Nm
Pressione max. Max. pressure	350 bar
Taratura della valvola: almeno 1.3 volte superiore alla pressione indotta dal carico Pressure setting: at least 1.3 times the load induced pressure	
Portata max. Flow max.	90 l/min
Peso Weight	0.67 kg

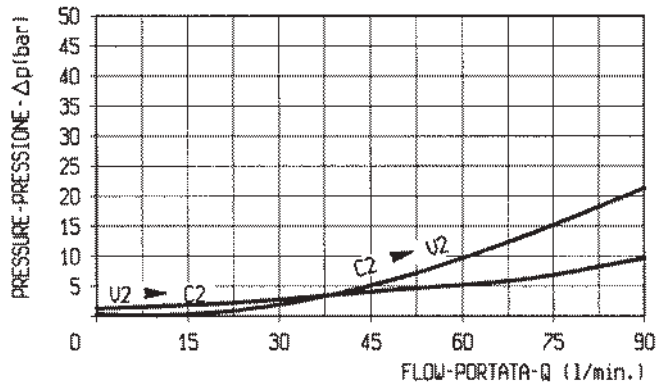

X	RAPPORTO DI PILOTAGGIO PILOT RATIO
03	4.2 : 1

Z	MOLLE / SPRINGS				
	Campo taratura min - max bar Adj. press. range bar	Incremento press. bar / giro vite Press. increase bar / turn	Taratura standard bar (Q = 5 l/min) Std. setting bar (made at 5 l/min)	Cod. ordinazione Ordering code	Colore Colour
35	100-350	120	350	03.51.01.299	giallo yellow

Y	ATTACCHI / PORT SIZE
99	Cartuccia/Cartridge

VBSO-SEC-CCAP-78

04.59.01 - X - Y - Z

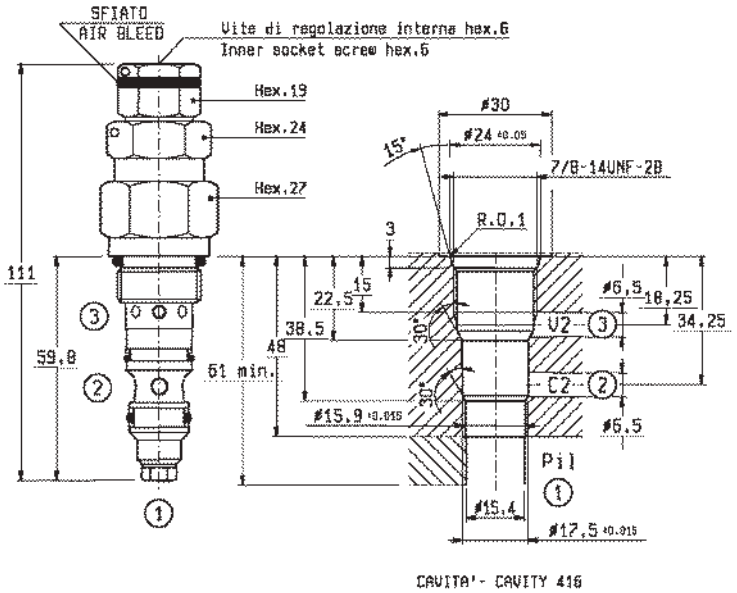

CAVITA' - CAVITY 416

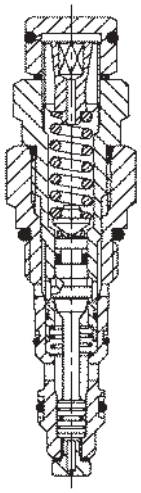

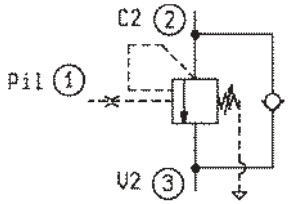

DATI TECNICI / TECHNICAL DATA

Con fori per piombatura a filo With holes for wire-locking	
Coppia di serraggio Installation torque	55-64 Nm
Pressione max. Max. pressure	350 bar
Taratura della valvola: almeno 1.3 volte superiore alla pressione indotta dal carico Pressure setting: at least 1.3 times the load induced pressure	
Portata max. Flow max.	40 l/min
Peso Weight	0.29 kg

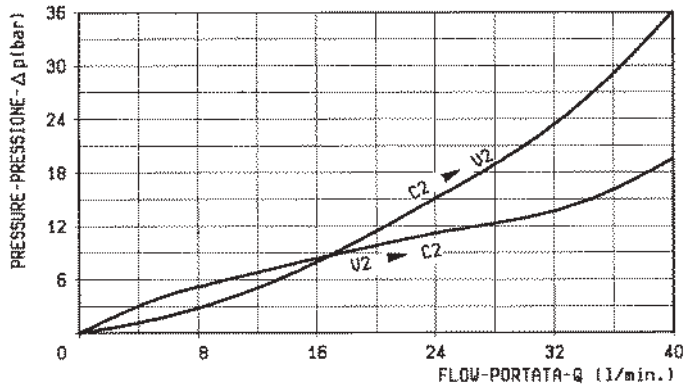

X	RAPPORTO DI PILOTAGGIO PILOT RATIO
03	4.1 : 1

Z	MOLLE / SPRINGS				
	Campo taratura min - max bar Adj. press. range bar	Incremento press. bar / giro vite Press. increase bar / turn	Taratura standard bar (Q = 5 l/min) Std. setting bar (Q = 5 l/min)	Cod. ordinazione Ordering code	Colore Colour
35	100-350	140	350	03.51.01.198	giallo yellow

Y	ATTACCHI / PORT SIZE
99	Cartuccia/Cartridge

BILANCIAMENTO, CARTUCCIA, SERIE “42”
PILOT ASSISTED, CARTRIDGE TYPE, SERIES “42” OVERCENTRE

VBSO-SEC-42

04.52.12 - X - Y - Z

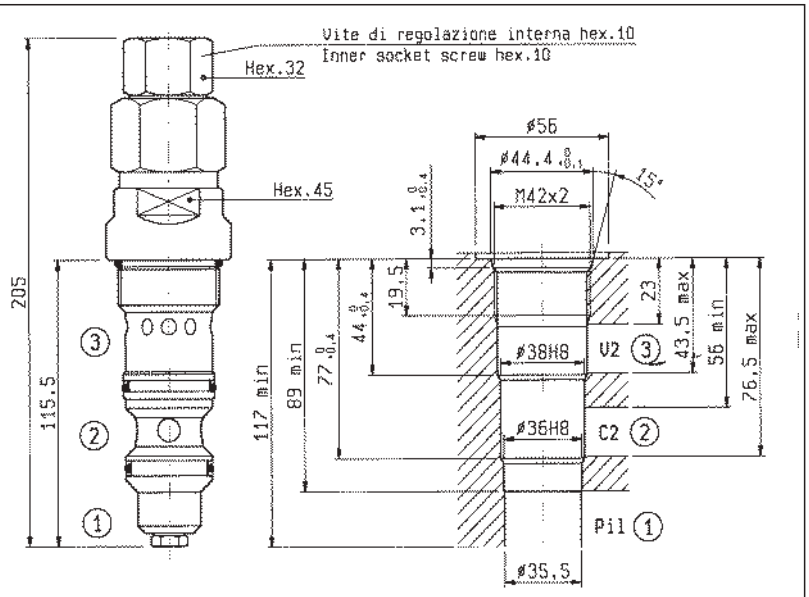

CAVITA' - CAVITY CD073A-01

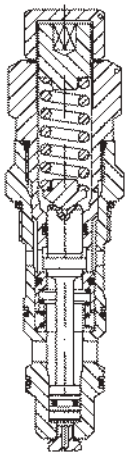

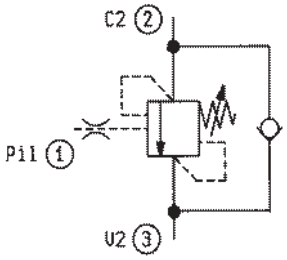

DATI TECNICI / TECHNICAL DATA

Coppia di serraggio Installation torque	246-272 Nm
Pressione max. Max. pressure	350 bar
Taratura della valvola: almeno 1.3 volte superiore alla pressione indotta dal carico Pressure setting: at least 1.3 times the load induced pressure	
Portata max. Flow max.	300 l/min
Peso Weight	1.4 kg

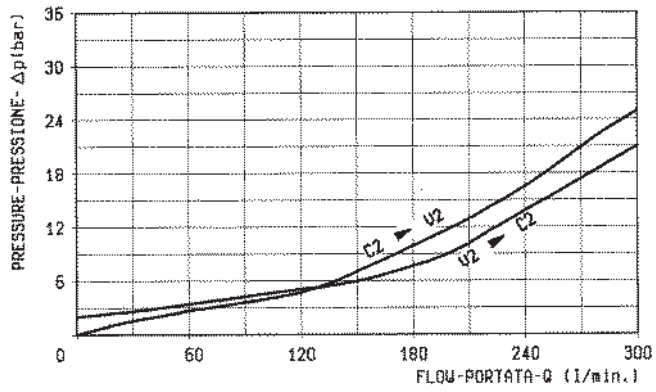

X	RAPPORTO DI PILOTAGGIO PILOT RATIO
03	4 : 1

Z	MOLLE / SPRINGS				
	Campo taratura min - max bar Adj. press. range bar	Incremento press. bar / giro vite Press. increase bar / turn	Taratura standard bar (Q = 5 l/min) Std. setting bar (Q = 5 l/min)	Cod. ordinazione Ordering code	Colore Colour
35	**100-350**	**73**	**350**	**03.51.01.057**	giallo yellow

Y	ATTACCHI / PORT SIZE
99	Cartuccia/Cartridge

VBSO-SEC-33

04.52.11 - X - Y - Z

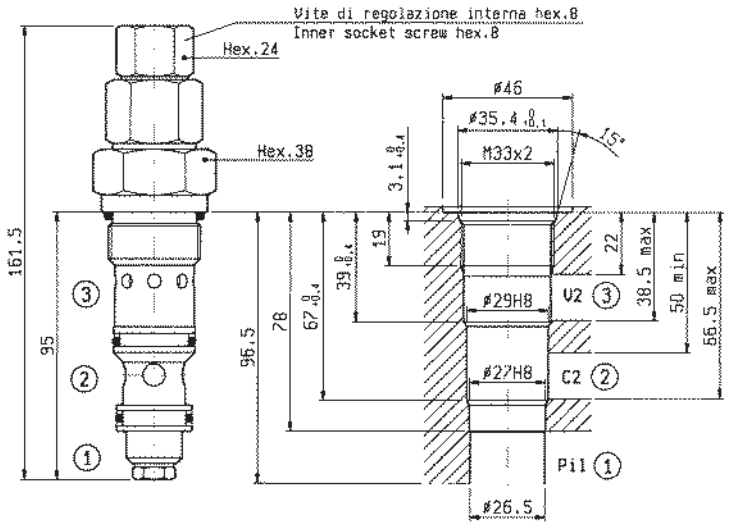

CAVITA' - CAVITY CC063A-01

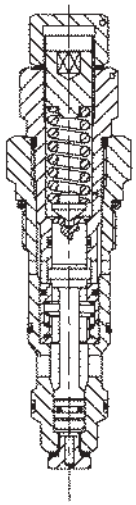

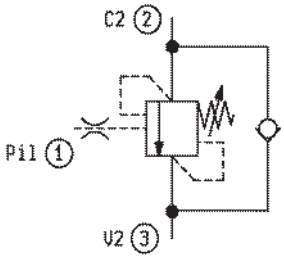

DATI TECNICI / TECHNICAL DATA

Coppia di serraggio Installation torque	200-225 Nm
Pressione max. Max. pressure	350 bar
Taratura della valvola: almeno 1.3 volte superiore alla pressione indotta dal carico Pressure setting: at least 1.3 times the load induced pressure	
Portata max. Flow max.	150 l/min
Peso Weight	0.66 kg

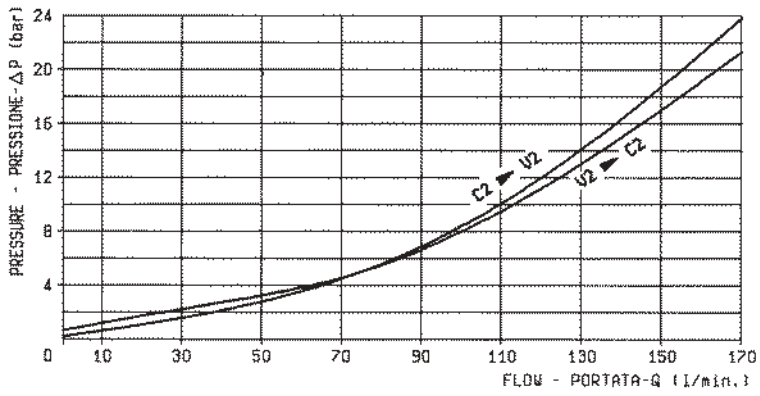

X	RAPPORTO DI PILOTAGGIO PILOT RATIO
03	4 : 1

Z	MOLLE / SPRINGS				
	Campo taratura min - max bar Adj. press. range bar	Incremento press. bar / giro vite Press. increase bar / turn	Taratura standard bar (Q = 5 l/min) Std. setting bar (Q = 5 l/min)	Cod. ordinazione Ordering code	Colore Colour
35	**100-350**	**110**	**350**	**03.51.01.184**	giallo yellow

Y	ATTACCHI / PORT SIZE
99	Cartuccia/Cartridge

BILANCIAMENTO, CARTUCCIA, SERIE “150”
PILOT ASSISTED, CARTRIDGE TYPE, SERIES “150” OVERCENTRE

VBSO-SEC-150

04.52.02 - X - Y - Z

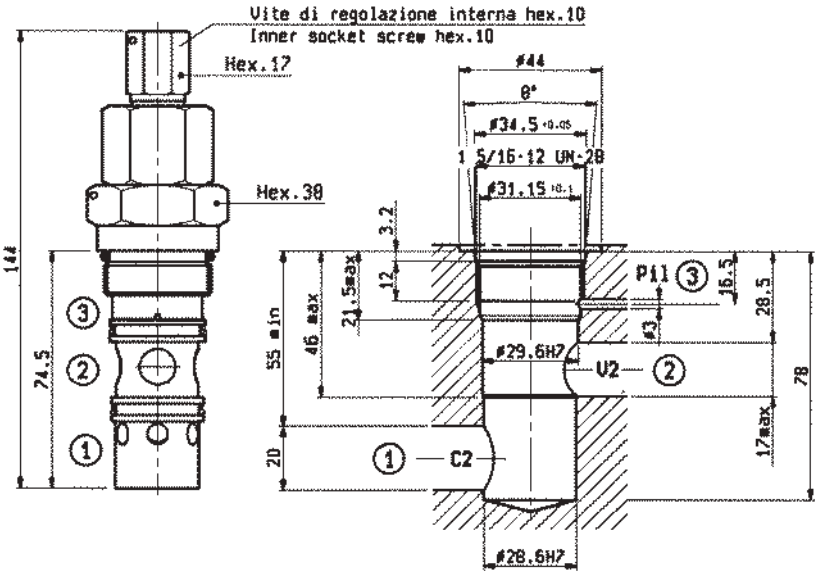

CAVITA'-CAVITY N.059

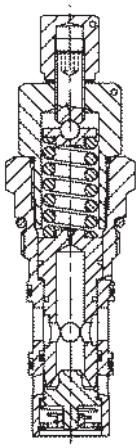

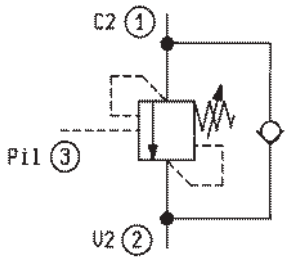

DATI TECNICI / TECHNICAL DATA

Con fori per piombatura a filo With holes for wire-locking	
Coppia di serraggio Installation torque	142-154 Nm
Pressione max. Max. pressure	350 bar
Taratura della valvola: almeno 1.3 volte superiore alla pressione indotta dal carico Pressure setting: at least 1.3 times the load induced pressure	
Portata max. Flow max.	150 l/min
Cappellotto per piombatura Sealing Cap	Codice/Ordering code 03.05.01.005
Peso Weight	0.60 kg

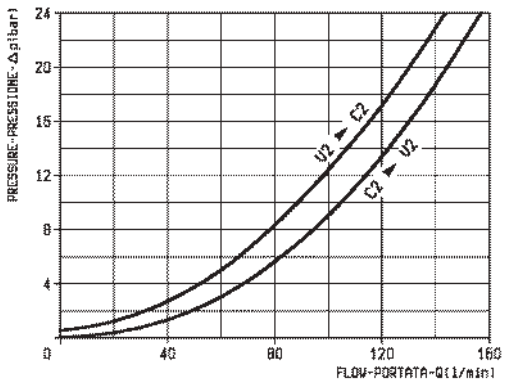

X	RAPPORTO DI PILOTAGGIO PILOT RATIO
03	4,6 : 1

Z	MOLLE / SPRINGS				
	Campo taratura min - max bar Adj. press. range bar	Incremento press. bar / giro vite Press. increase bar / turn	Taratura standard bar (Q = 5 l/min) Std. setting bar (Q = 5 l/min)	Cod. ordinazione Ordering code	Colore Colour
20	60-210	56	200	03.51.01.152	verde green
35	100-350	104	350	03.51.01.142	giallo yellow

Y	ATTACCHI / PORT SIZE
99	Cartuccia/Cartridge

BILANCIAMENTO, CARTUCCIA, SERIE “90”
PILOT ASSISTED, CARTRIDGE TYPE, SERIES “90” OVERCENTRE

VBSO-SEC-90

04.52.19 - X - Y - Z

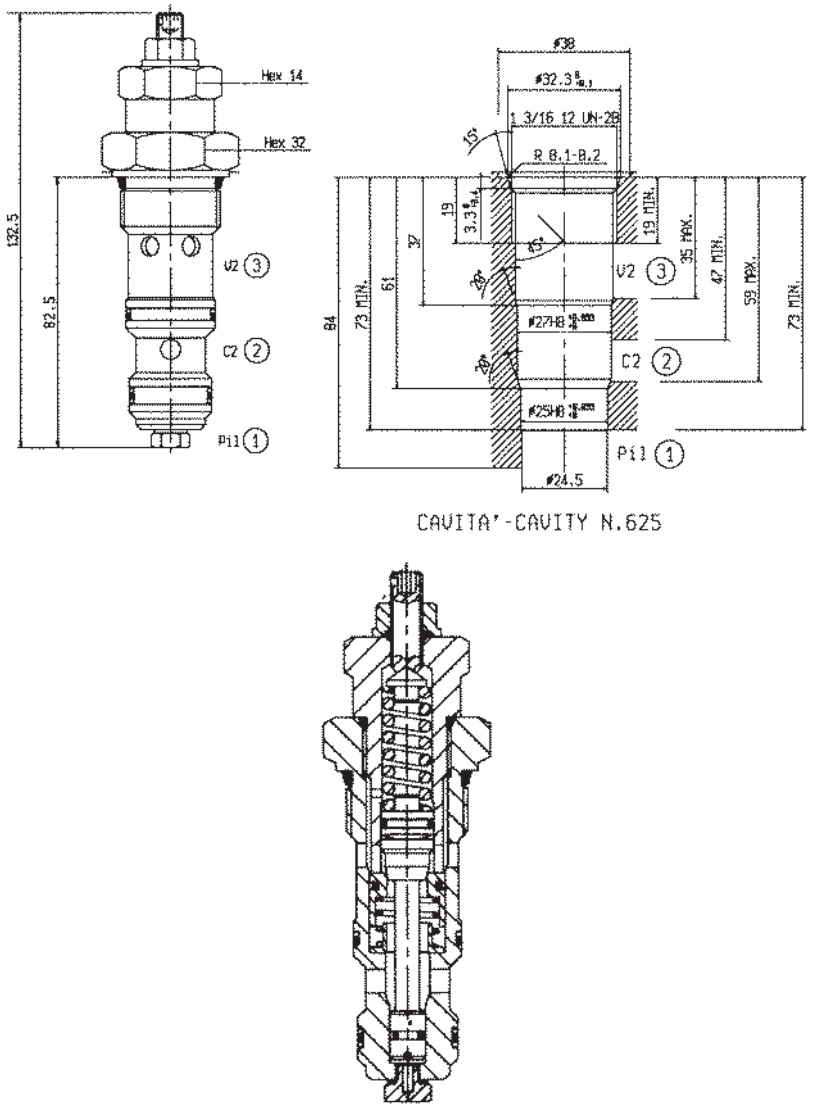

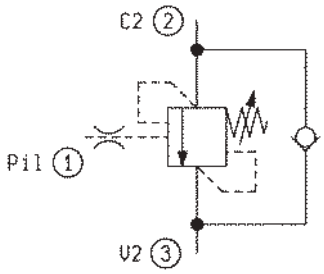

DATI TECNICI / TECHNICAL DATA

Coppia di serraggio Installation torque	142-158 Nm
Pressione max. Max. pressure	350 bar
Taratura della valvola: almeno 1.3 volte superiore alla pressione indotta dal carico Pressure setting: at least 1.3 times the load induced pressure	
Portata max. Flow max.	90 l/min
Cappellotto per piombatura Sealing Cap	Codice/Ordering code 03.05.01.009
Peso Weight	0.6 kg

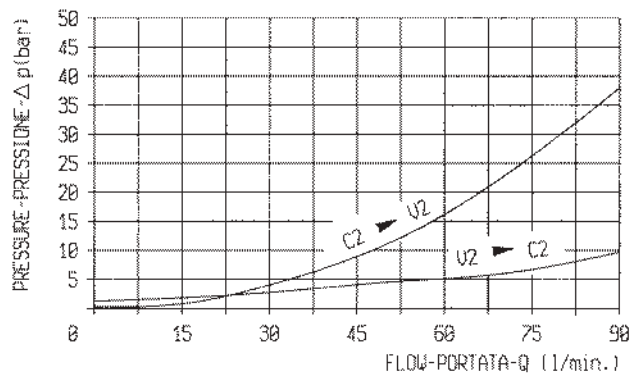

X	RAPPORTO DI PILOTAGGIO PILOT RATIO
03	4.2 : 1

Z	MOLLE / SPRINGS				
	Campo taratura min - max bar Adj. press. range bar	Incremento press. bar / giro vite Press. increase bar / turn	Taratura standard bar (Q = 5 l/min) Std. setting bar (Q = 5 l/min)	Cod. ordinazione Ordering code	Colore Colour
20	60-210	56	200	03.51.01.106	verde green
35	100-350	138	350	03.51.01.171	giallo yellow

Y	ATTACCHI / PORT SIZE
99	Cartuccia/Cartridge

BILANCIAMENTO, CARTUCCIA, SERIE “30”
PILOT ASSISTED, CARTRIDGE TYPE, SERIES “30” OVERCENTRE

VBSO-SEC-30

04.52.04 - X - Y - Z

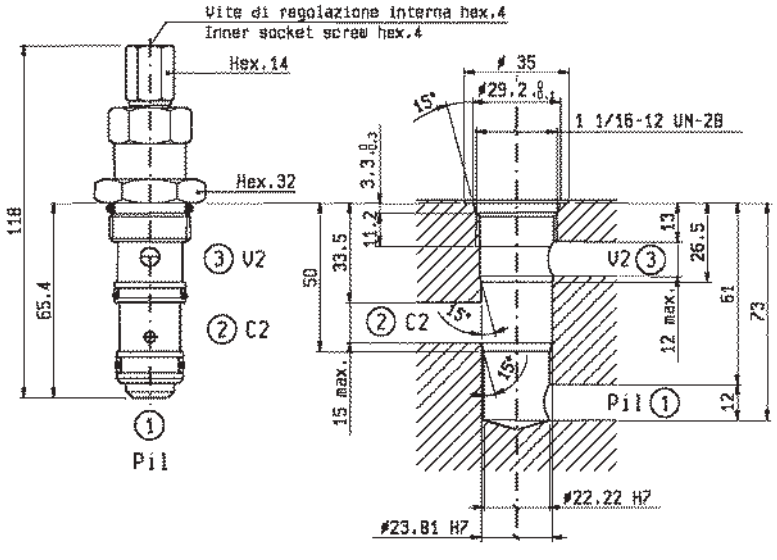

CAVITA' - CAVITY N.063

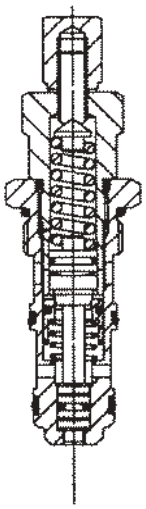

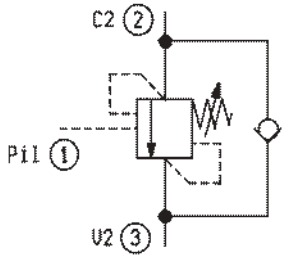

DATI TECNICI / TECHNICAL DATA

Coppia di serraggio Installation torque	116-128 Nm
Pressione max. Max. pressure	350 bar
Taratura della valvola: almeno 1.3 volte superiore alla pressione indotta dal carico Pressure setting: at least 1.3 times the load induced pressure	
Portata max. Flow max.	60 l/min
Cappellotto per piombatura Sealing Cap	Codice/Ordering code 03.05.01.003
Peso Weight	0.25 kg

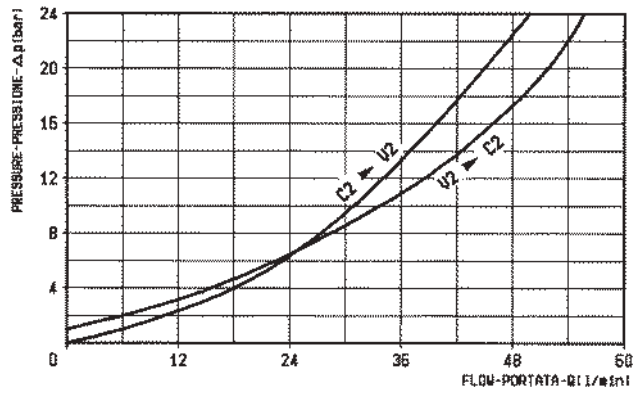

X	RAPPORTO DI PILOTAGGIO PILOT RATIO
03	4.2 : 1

Z	MOLLE / SPRINGS				
	Campo taratura min - max bar Adj. press. range bar	Incremento press. bar / giro vite Press. increase bar / turn	Taratura standard bar (Q = 5 l/min) Std. setting bar (Q = 5 l/min)	Cod. ordinazione Ordering code	Colore Colour
20	60-210	56	200	03.51.01.106	verde green
35	100-350	138	350	03.51.01.171	giallo yellow

Y	ATTACCHI / PORT SIZE
99	Cartuccia/Cartridge

BILANCIAMENTO, CARTUCCIA, SERIE “78”
PILOT ASSISTED, CARTRIDGE TYPE, SERIES “78” OVERCENTRE

VBSO-SEC-78

04.52.09 - X - Y - Z

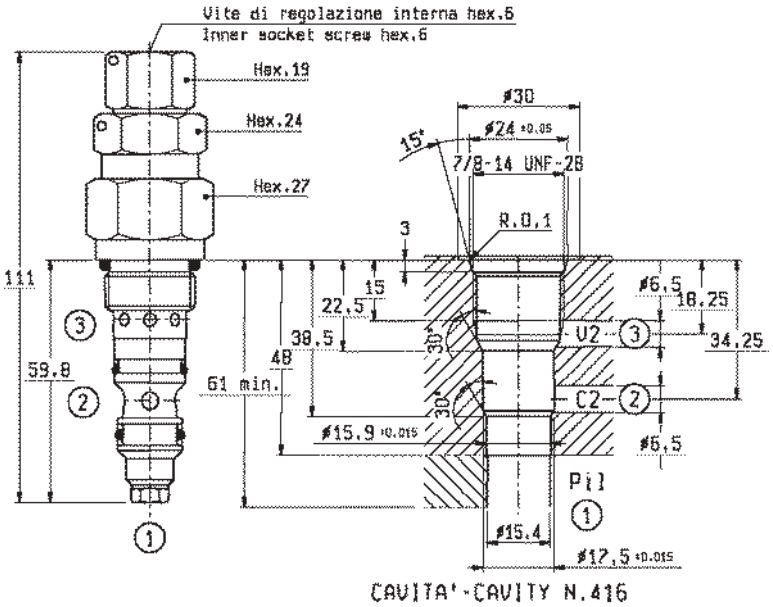

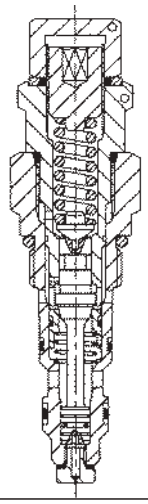

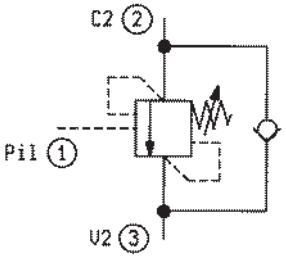

DATI TECNICI / TECHNICAL DATA

Con fori per piombatura a filo
With holes for wire-locking

Coppia di serraggio Installation torque	55-64 Nm
Pressione max. Max. pressure	350 bar
Taratura della valvola: almeno 1.3 volte superiore alla pressione indotta dal carico Pressure setting: at least 1.3 times the load induced pressure	
Portata max. Flow max.	40 l/min
Peso Weight	0.29 kg

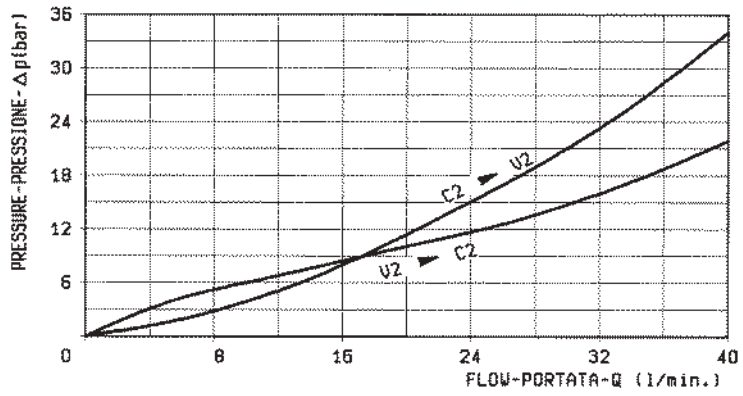

X	RAPPORTO DI PILOTAGGIO PILOT RATIO
03	4.1 : 1

Z	MOLLE / SPRINGS				
	Campo taratura min - max bar Adj. press. range bar	Incremento press. bar / giro vite Press. increase bar / turn	Taratura standard bar (Q = 5 l/min) Std. setting bar (Q = 5 l/min)	Cod. ordinazione Ordering code	Colore Colour
35	100-350	140	350	03.51.01.198	giallo yellow

Y	ATTACCHI / PORT SIZE
99	Cartuccia/Cartridge

VBSO-SEC-CCAP-42

04.59.04 - X - Y - Z

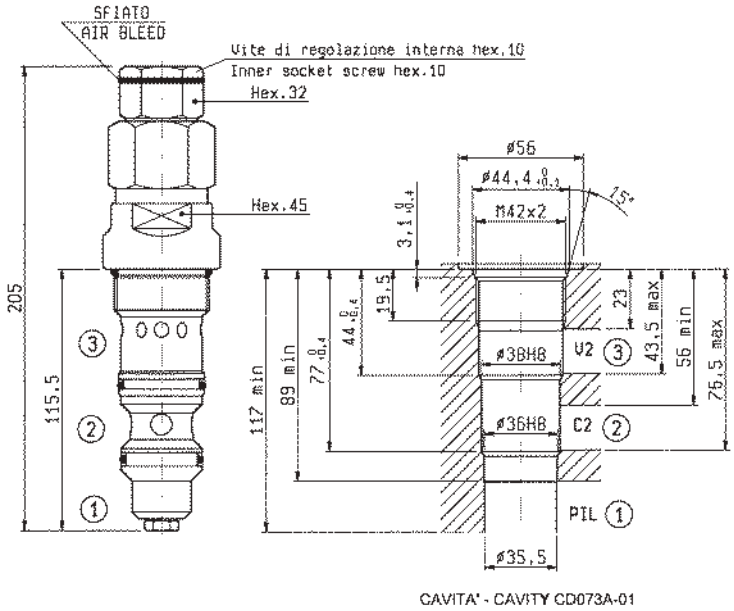

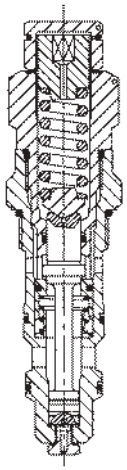

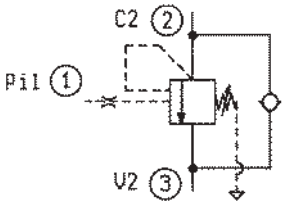

DATI TECNICI / TECHNICAL DATA

Coppia di serraggio Installation torque	246-272 Nm
Pressione max. Max. pressure	350 bar
Taratura della valvola: almeno 1.3 volte superiore alla pressione indotta dal carico Pressure setting: at least 1.3 times the load induced pressure	
Portata max. Flow max.	300 l/min
Peso Weight	1.4 kg

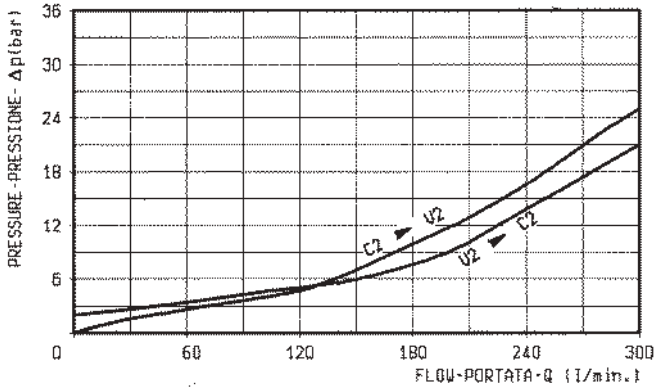

X	RAPPORTO DI PILOTAGGIO PILOT RATIO
03	4 : 1

Z	MOLLE / SPRINGS				
	Campo taratura min - max bar Adj. press. range bar	Incremento press. bar / giro vite Press. increase bar / turn	Taratura standard bar (Q = 5 l/min) Std. setting bar (Q = 5 l/min)	Cod. ordinazione Ordering code	Colore Colour
35	**100-350**	**73**	**350**	**03.51.01.057**	giallo yellow

Y	ATTACCHI / PORT SIZE
99	Cartuccia/Cartridge

VAA-B-SICN-PDRM-VF-250

05.71.47 - X - Y - Z

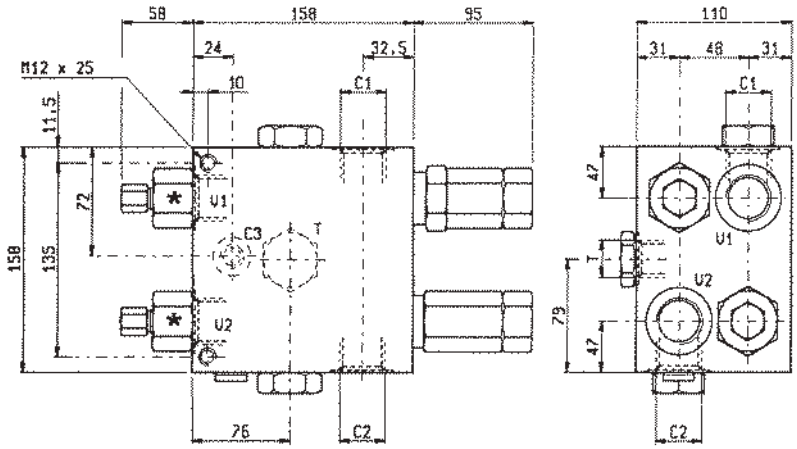

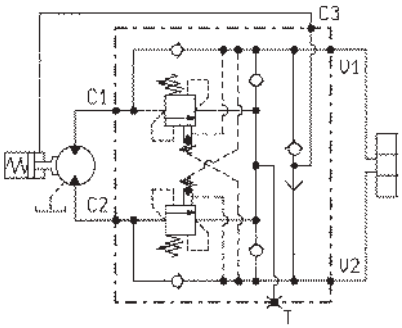

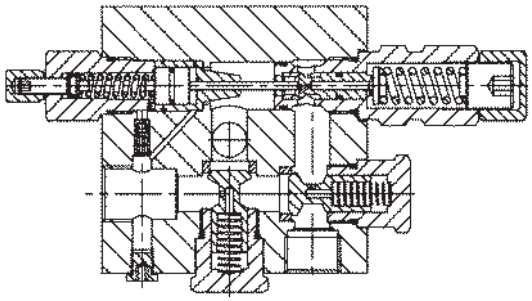

DATI TECNICI / TECHNICAL DATA

Pressione max. Max. pressure	350 bar
Portata max. Flow max.	200 l/min

Taratura della valvola: almeno 1.3 volte superiore alla pressione indotta dal carico
Pressure setting: at least 1.3 times the load induced pressure

Peso Weight	10 kg

La taratura inferiore, relativa all'alimentazione da "C1" a "C2" (o da "C2" a "C1"), è modificabile agendo sul registro ""
* The lower pressure setting refers to flow from "C1" to "C2" (or "C2" to "C1"), and is adjustable through register "*".

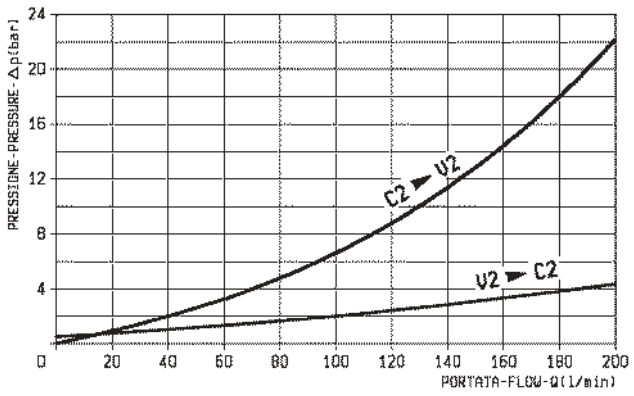

X	RAPPORTO DI PILOTAGGIO PILOT RATIO
03	8 : 1

Z	MOLLE / SPRINGS				
	Campo taratura min - max bar Adj. press. range bar	Incremento press. bar / giro vite Press. increase bar / turn	Taratura standard bar (Q = 5 l/min) Std. setting bar (made at = 5 l/min)	Cod. ordinazione Ordering code	Colore Colour
20	60-210	36	200 (90)*	03.51.01.067	verde green
35	100-350	62	300 (120)*	03.51.01.057	giallo yellow

Y	ATTACCHI / PORT SIZE		
	V1-V2-C1-C2	C3	T
05	G 1	G 1/4	G 5/8

VAA-B-SICN-PDRM-VF-150

05.71.47 - X - Y - Z

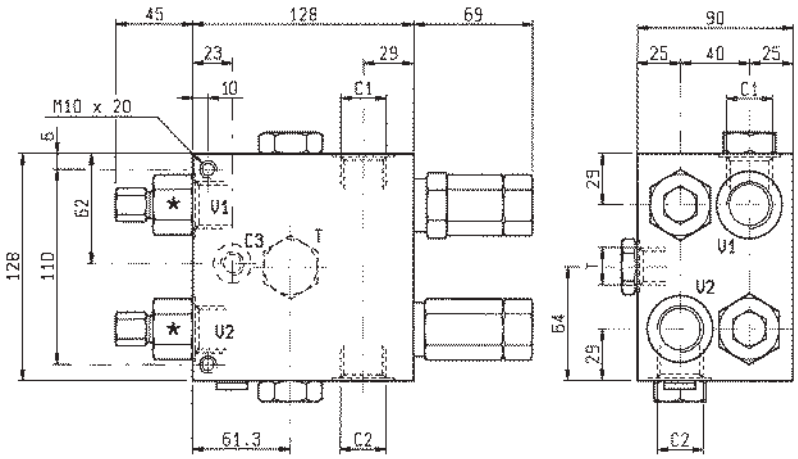

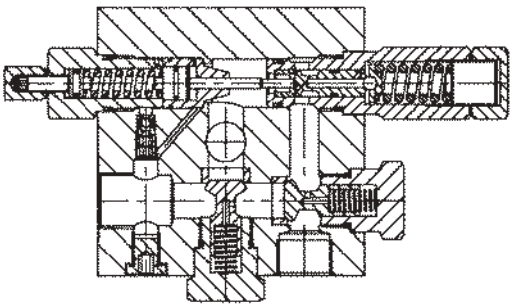

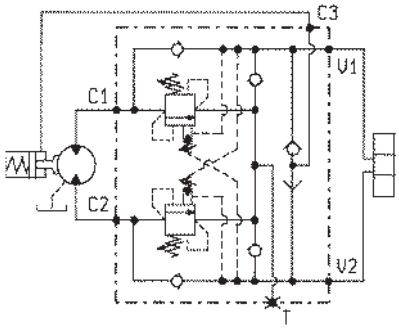

DATI TECNICI / TECHNICAL DATA

Pressione max. Max. pressure	350 bar
Portata max. Flow max.	120 l/min

Taratura della valvola: almeno 1.3 volte superiore alla pressione indotta dal carico
Pressure setting: at least 1.3 times the load induced pressure

Peso Weight	5.7 kg

La taratura inferiore, relativa all'alimentazione da "C1" a "C2" (o da "C2" a "C1"), è modificabile agendo sul registro ""
* The lower pressure setting refers to flow from "C1" to "C2" (or "C2" to "C1"), and is adjustable through register "*".

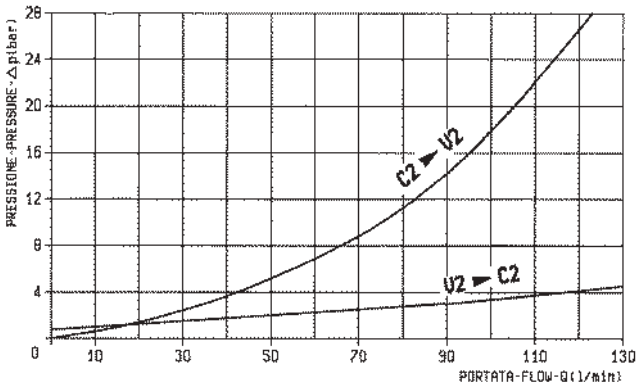

X	RAPPORTO DI PILOTAGGIO PILOT RATIO
03	7.6 : 1
10	3 : 1

Z	MOLLE / SPRINGS				
	Campo taratura min - max bar Adj. press. range bar	Incremento press. bar / giro vite Press. increase bar / turn	Taratura standard bar (Q = 5 l/min) Std. setting bar (made at = 5 l/min)	Cod. ordinazione Ordering code	Colore Colour
20	60-210	68	200 (90)*	03.51.01.152	verde green
35	100-350	105	300 (120)*	03.51.01.142	giallo yellow

Y	ATTACCHI / PORT SIZE		
	V1-V2-C1-C2	C3	T
04	G 3/4	G 1/4	G 1/2

VAA-B-SICN-PDRM-VF-50

05.71.47 - X - Y - Z

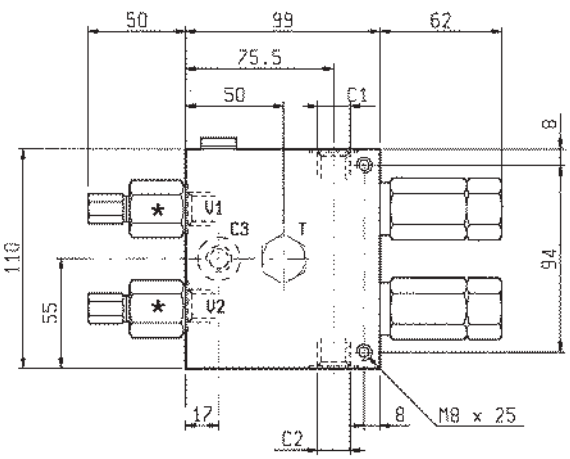

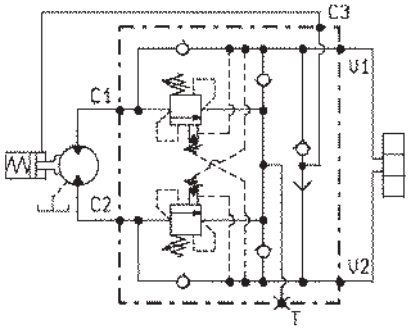

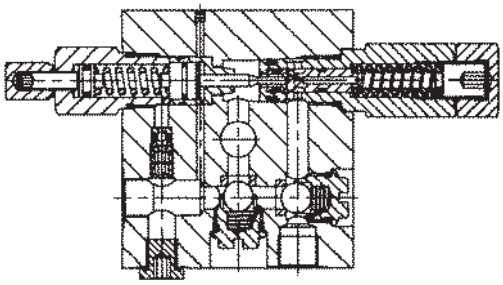

DATI TECNICI / TECHNICAL DATA

Pressione max. Max. pressure	350 bar
Portata max. Flow max.	40 l/min

Taratura della valvola: almeno 1.3 volte superiore alla pressione indotta dal carico
Pressure setting: at least 1.3 times the load induced pressure

Peso Weight	3.50 kg

La taratura inferiore, relativa all'alimentazione da "C1" a "C2" (o da "C2" a "C1"), è modificabile agendo sul registro ""
* The lower pressure setting refers to flow from "C1" to "C2" (or "C2" to "C1"), and is adjustable through register "*".

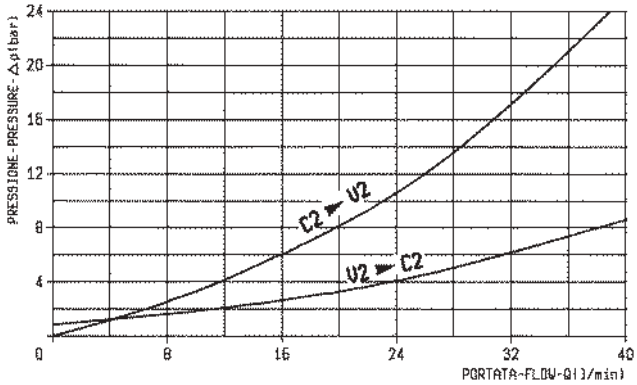

X	RAPPORTO DI PILOTAGGIO PILOT RATIO
37	9.1 : 1

Z	MOLLE / SPRINGS				
	Campo taratura min - max bar Adj. press. range bar	Incremento press. bar / giro vite Press. increase bar / turn	Taratura standard bar (Q = 5 l/min) Std. setting bar (made at = 5 l/min)	Cod. ordinazione Ordering code	Colore Colour
20	60-210	60	200 (90)*	03.51.01.075	verde green
35	100-350	100	300 (120)*	03.51.01.059	giallo yellow

Y	ATTACCHI / PORT SIZE	
	V1-V2-C1-C2-T	C3
02	G 3/8	G 1/4

VAA-B-SICN-PDRM-250

05.71.46 - X - Y - Z

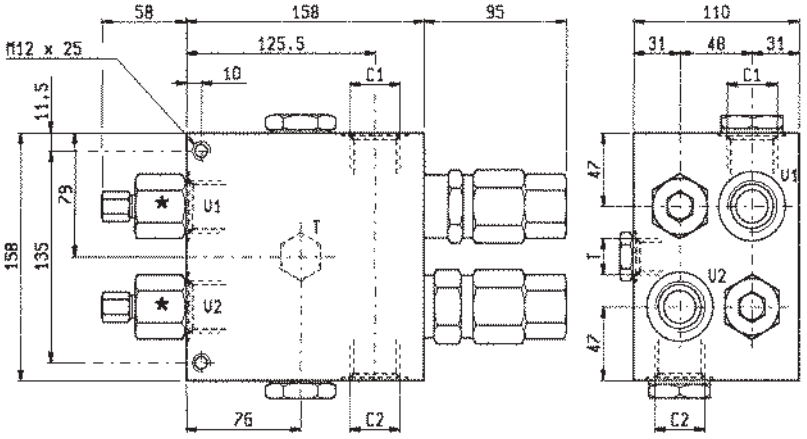

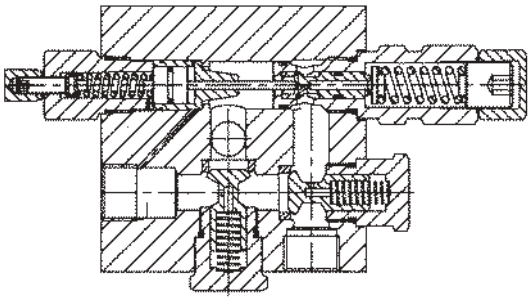

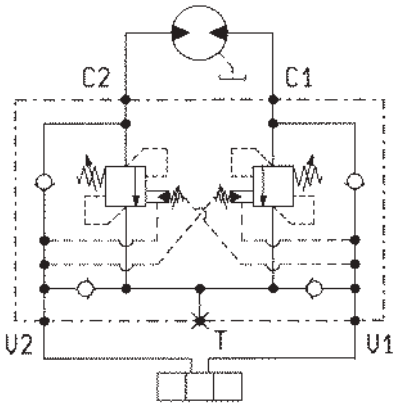

DATI TECNICI / TECHNICAL DATA

Pressione max. Max. pressure	350 bar
Portata max. Flow max.	200 l/min

Taratura della valvola: almeno 1.3 volte superiore alla pressione indotta dal carico
Pressure setting: at least 1.3 times the load induced pressure

Peso Weight	10.80 kg

La taratura inferiore, relativa all’alimentazione da “C1” a “C2” (o da “C2” a “C1”), è modificabile agendo sul registro “”
* The lower pressure setting refers to flow from “C1” to “C2” (or “C2” to “C1”), and is adjustable through register “*”.

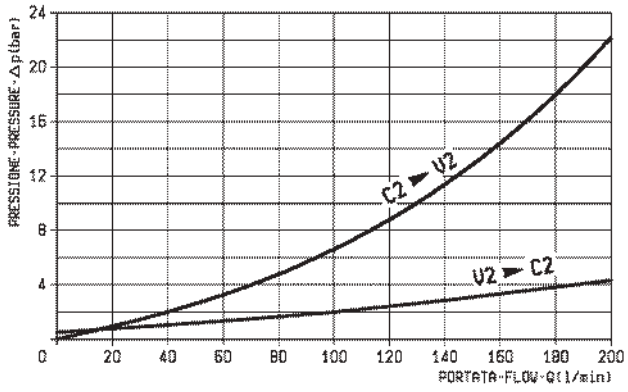

X	RAPPORTO DI PILOTAGGIO PILOT RATIO
03	8 : 1

Z	MOLLE / SPRINGS				
	Campo taratura min - max bar Adj. press. range bar	Incremento press. bar / giro vite Press. increase bar / turn	Taratura standard bar (Q = 5 l/min) Std. setting bar (made at = 5 l/min)	Cod. ordinazione Ordering code	Colore Colour
20	60-210	36	200 (90)*	03.51.01.067	verde green
35	100-350	62	300 (120)*	03.51.01.057	giallo yellow

Y	ATTACCHI / PORT SIZE	
	V1-V2-C1-C2	T
05	G 1	G 5/8

VAA-B-SICN-PDRM-150

05.71.46 - X - Y - Z

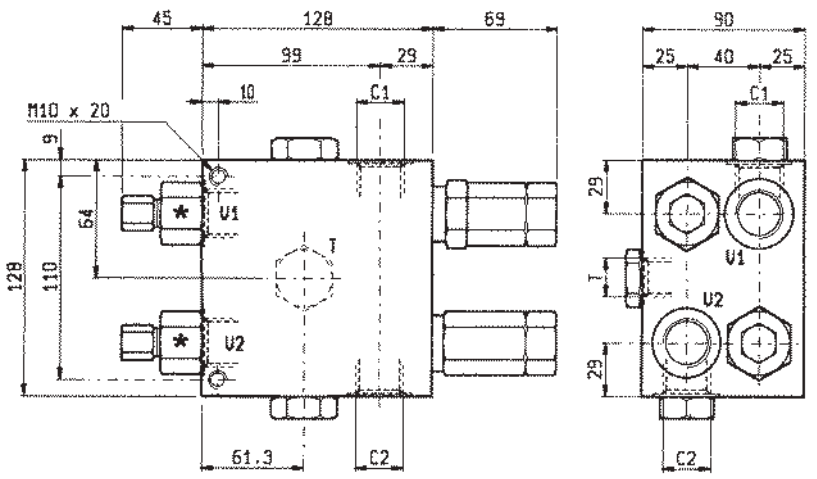

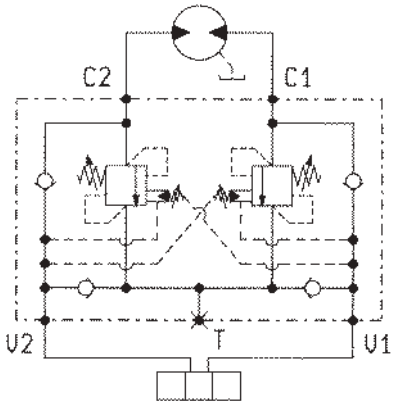

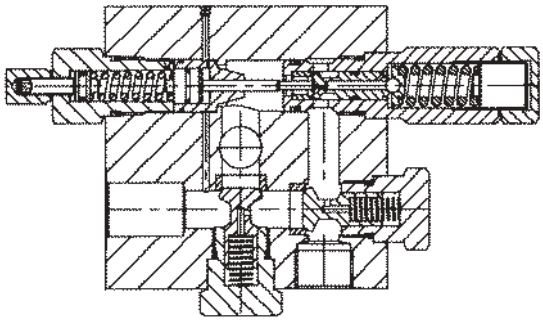

DATI TECNICI / TECHNICAL DATA

Pressione max. Max. pressure	350 bar
Portata max. Flow max.	120 l/min

Taratura della valvola: almeno 1.3 volte superiore alla pressione indotta dal carico
Pressure setting: at least 1.3 times the load induced pressure

Peso Weight	5.62 kg

La taratura inferiore, relativa all’alimentazione da “C1” a “C2” (o da “C2” a “C1”), è modificabile agendo sul registro “”
* The lower pressure setting refers to flow from “C1” to “C2” (or “C2” to “C1”), and is adjustable through register “*”.

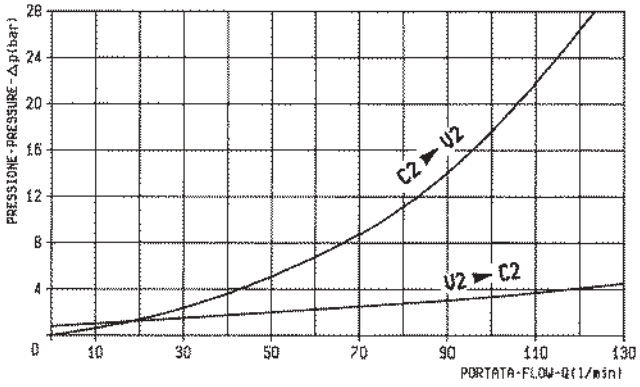

X	RAPPORTO DI PILOTAGGIO PILOT RATIO
03	7.6 : 1
10	3 : 1

Z	MOLLE / SPRINGS				
	Campo taratura min - max bar Adj. press. range bar	Incremento press. bar / giro vite Press. increase bar / turn	Taratura standard bar (Q = 5 l/min) Std. setting bar (made at = 5 l/min)	Cod. ordinazione Ordering code	Colore Colour
20	60-210	60	200 (90)*	03.51.01.152	verde green
35	100-350	100	300 (120)*	03.51.01.142	giallo yellow

Y	ATTACCHI / PORT SIZE	
	V1-V2-C1-C2	T
04	G 3/4	G 1/2

VAA-B-SICN-PDRM-50

05.71.46 - X - Y - Z

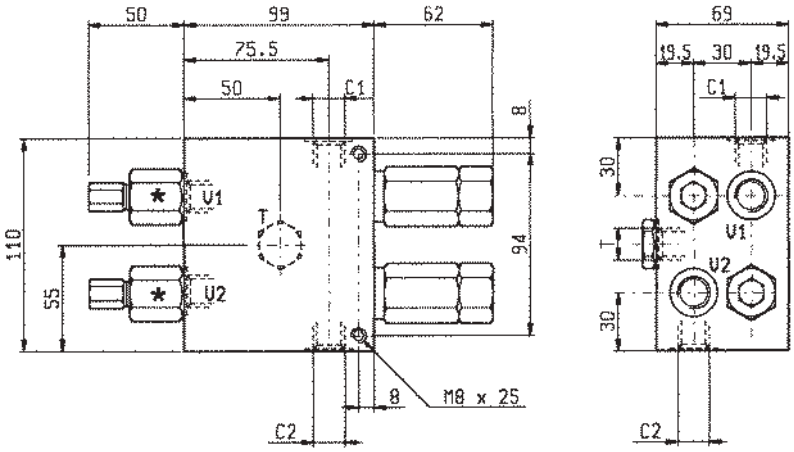

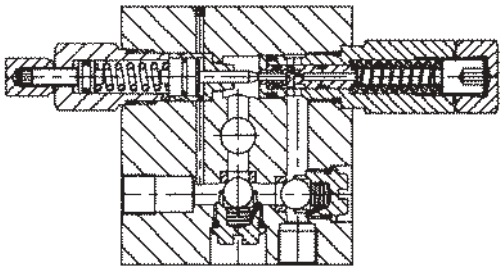

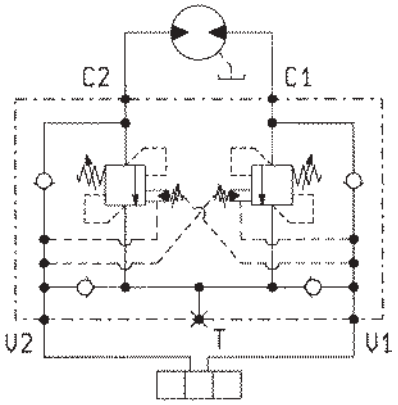

DATI TECNICI / TECHNICAL DATA

Pressione max. Max. pressure	350 bar
Portata max. Flow max.	40 l/min
Taratura della valvola: almeno 1.3 volte superiore alla pressione indotta dal carico Pressure setting: at least 1.3 times the load induced pressure	
Peso Weight	3.47 kg

* La taratura inferiore, relativa all’alimentazione da “C1” a “C2” (o da “C2” a “C1”), è modificabile agendo sul registro “*”

* The lower pressure setting refers to flow from “C1” to “C2” (or “C2” to “C1”), and is adjustable through register “*”.

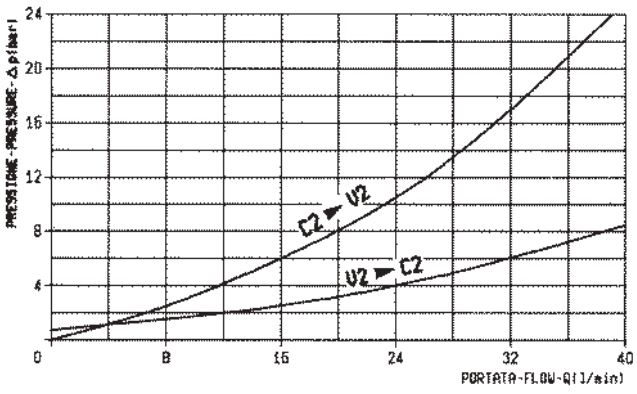

X	RAPPORTO DI PILOTAGGIO PILOT RATIO
37	9.1 : 1

Z	MOLLE / SPRINGS				
	Campo taratura min - max bar Adj. press. range bar	Incremento press. bar / giro vite Press. increase bar / turn	Taratura standard bar (Q = 5 l/min) Std. setting bar (made at = 5 l/min)	Cod. ordinazione Ordering code	Colore Colour
20	**60-210**	**60**	**200 (90)***	**03.51.01.075**	verde green
35	**100-350**	**100**	**300 (120)***	**03.51.01.059**	giallo yellow

Y	ATTACCHI / PORT SIZE
	V1-V2-C1-C2-T
02	G 3/8

VAA-B-SICN-ST-VF-250

05.71.45 - X - Y - Z

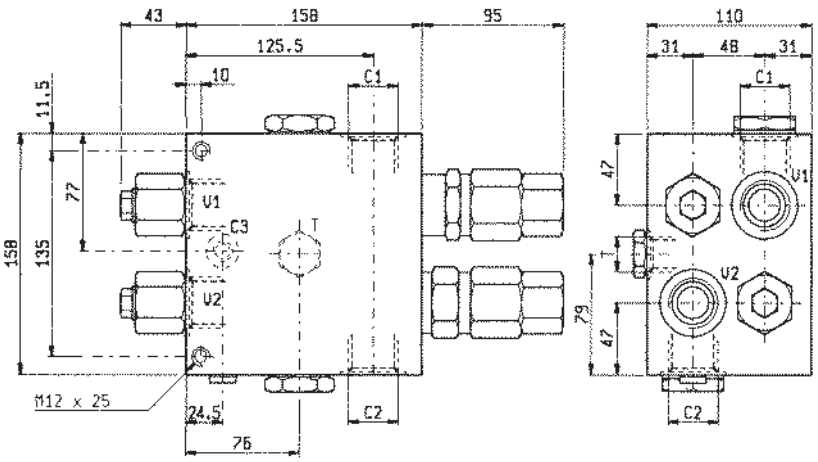

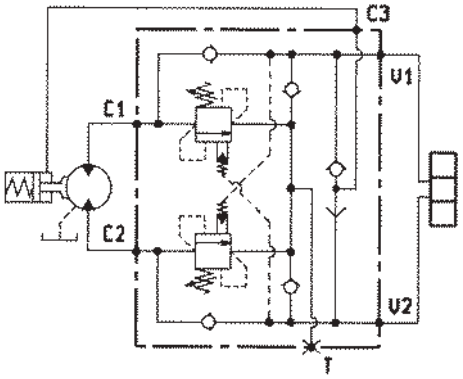

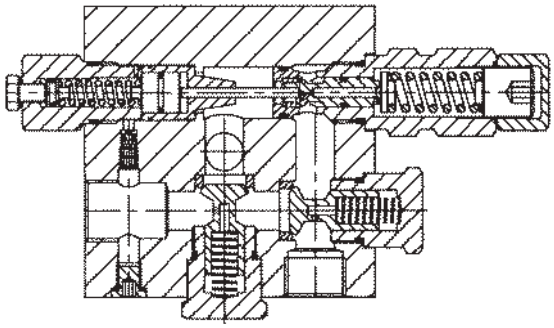

DATI TECNICI / TECHNICAL DATA

Pressione max. Max. pressure	350 bar
Portata max. Flow max.	200 l/min

Taratura della valvola: almeno 1.3 volte superiore alla pressione indotta dal carico

Pressure setting: at least 1.3 times the load induced pressure

Peso Weight	10.85 kg

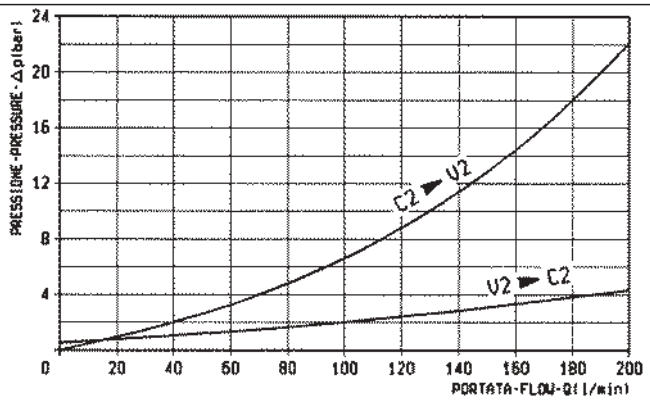

X	RAPPORTO DI PILOTAGGIO PILOT RATIO
03	8 : 1
10	2.8 : 1

Z	MOLLE / SPRINGS				
	Campo taratura min - max bar Adj. press. range bar	Incremento press. bar / giro vite Press. increase bar / turn	Taratura standard bar (Q = 5 l/min) Std. setting bar (made at = 5 l/min)	Cod. ordinazione Ordering code	Colore Colour
20	60-210	36	150	03.51.01.067	verde green
35	100-350	62	150	03.51.01.057	giallo yellow

Y	ATTACCHI / PORT SIZE		
	V1-V2-C1-C2	C3	T
05	G 1	G 1/4	G 5/8

VAA-B-SICN-ST-VF-150

05.71.45 - X - Y - Z

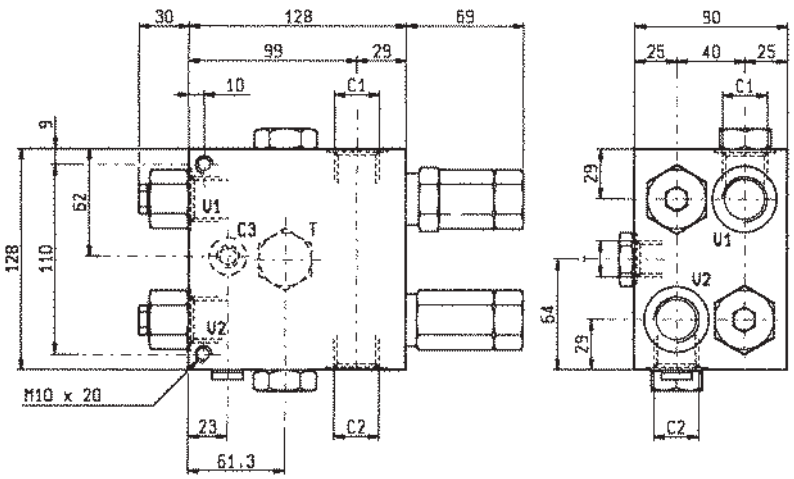

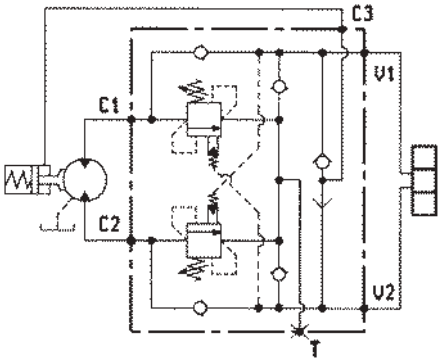

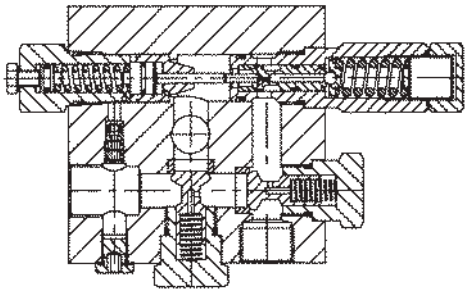

DATI TECNICI / TECHNICAL DATA

Pressione max. Max. pressure	350 bar
Portata max. Flow max.	120 l/min
Taratura della valvola: almeno 1.3 volte superiore alla pressione indotta dal carico Pressure setting: at least 1.3 times the load induced pressure	
Peso Weight	5.70 kg

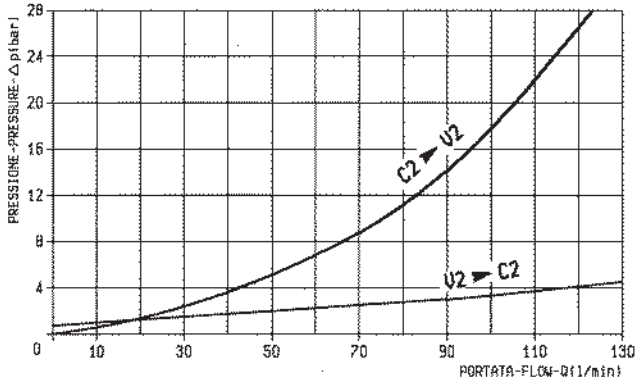

X	RAPPORTO DI PILOTAGGIO PILOT RATIO
03	7.6 : 1
10	3 : 1

Z	MOLLE / SPRINGS				
	Campo taratura min - max bar Adj. press. range bar	Incremento press. bar / giro vite Press. increase bar / turn	Taratura standard bar (Q = 5 l/min) Std. setting bar (made at = 5 l/min)	Cod. ordinazione Ordering code	Colore Colour
20	60-210	68	150	03.51.01.152	verde green
35	100-350	105	150	03.51.01.142	giallo yellow

Y	ATTACCHI / PORT SIZE		
	V1-V2-C1-C2	C3	T
04	G 3/4	G 1/4	G 1/2

VAA-B-SICN-ST-VF-50

05.71.45 - X - Y - Z

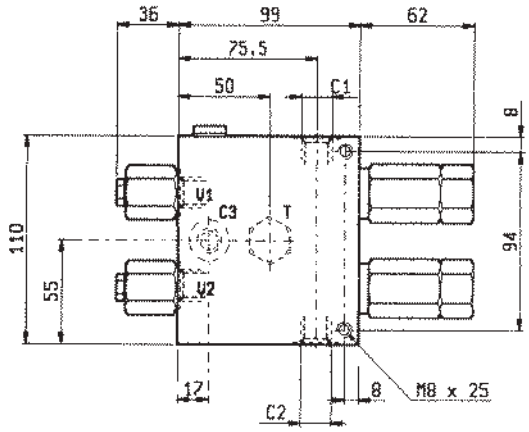

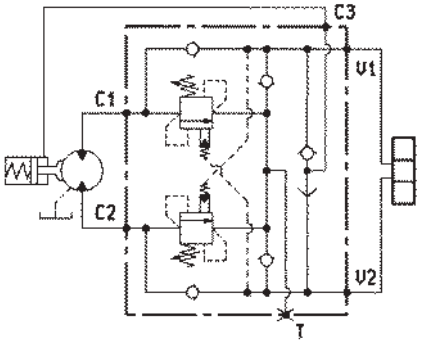

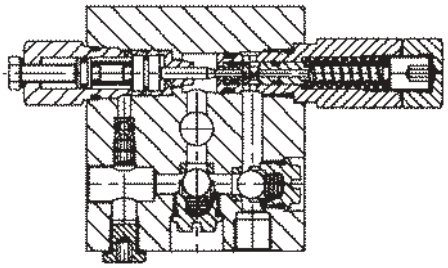

DATI TECNICI / TECHNICAL DATA

Pressione max. Max. pressure	350 bar
Portata max. Flow max.	40 l/min
Taratura della valvola: almeno 1.3 volte superiore alla pressione indotta dal carico Pressure setting: at least 1.3 times the load induced pressure	
Peso Weight	3.50 kg

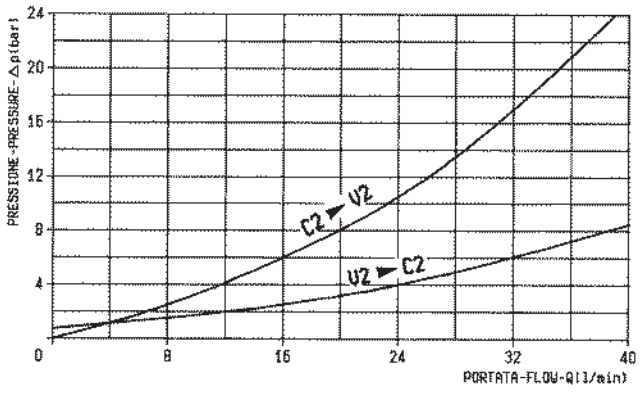

X	RAPPORTO DI PILOTAGGIO PILOT RATIO
37	9.1 : 1

Z	MOLLE / SPRINGS				
	Campo taratura min - max bar Adj. press. range bar	Incremento press. bar / giro vite Press. increase bar / turn	Taratura standard bar (Q = 5 l/min) Std. setting bar (made at = 5 l/min)	Cod. ordinazione Ordering code	Colore Colour
20	60-210	60	150	03.51.01.075	verde green
35	100-350	100	150	03.51.01.059	giallo yellow

Y	ATTACCHI / PORT SIZE	
	V1-V2-C1-C2-T	C3
02	G 3/8	G 1/4

VAA-B-SICN-ST-250

05.71.44 - X - Y - Z

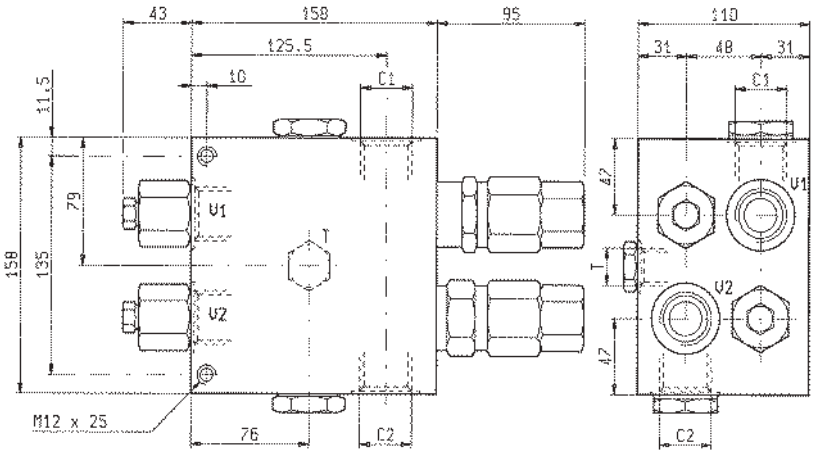

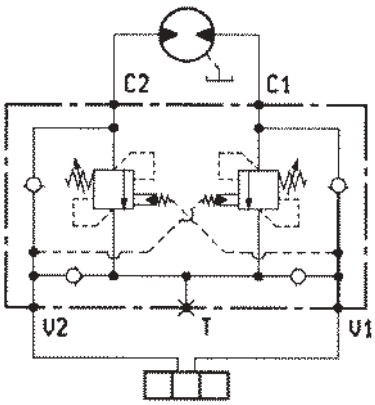

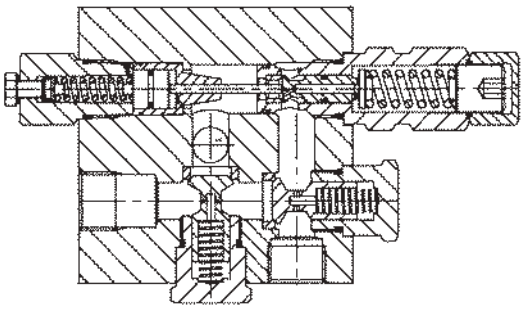

DATI TECNICI / TECHNICAL DATA

Pressione max. Max. pressure	350 bar
Portata max. Flow max.	200 l/min
Taratura della valvola: almeno 1.3 volte superiore alla pressione indotta dal carico Pressure setting: at least 1.3 times the load induced pressure	
Peso Weight	5.65 kg

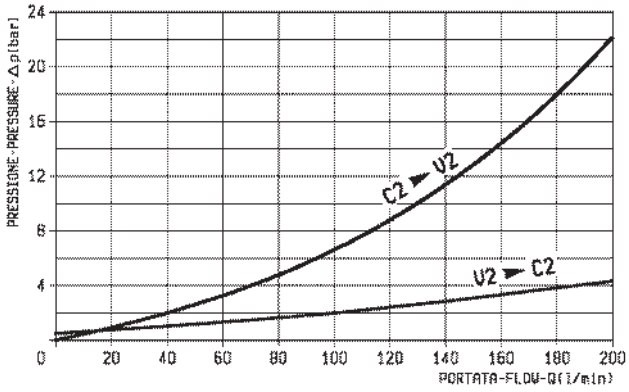

X	RAPPORTO DI PILOTAGGIO PILOT RATIO
03	8 : 1
10	2.8 : 1

Z	MOLLE / SPRINGS				
	Campo taratura min - max bar Adj. press. range bar	Incremento press. bar / giro vite Press. increase bar / turn	Taratura standard bar (Q = 5 l/min) Std. setting bar (made at = 5 l/min)	Cod. ordinazione Ordering code	Colore Colour
20	60-210	36	150	03.51.01.067	verde green
35	100-350	62	150	03.51.01.057	giallo yellow

Y	ATTACCHI / PORT SIZE	
	V1-V2-C1-C2	T
05	G 1	G 5/8

VAA-B-SICN-ST-150

05.71.44 - X - Y - Z

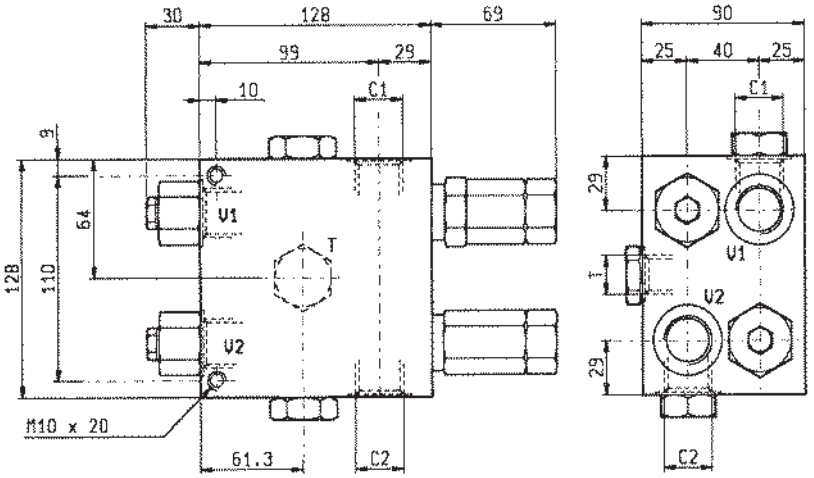

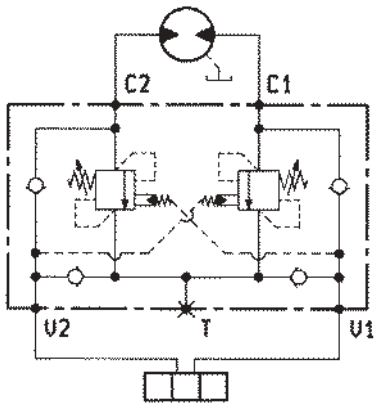

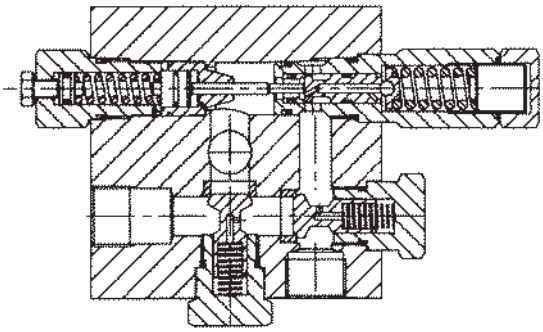

DATI TECNICI / TECHNICAL DATA

Pressione max. Max. pressure	350 bar
Portata max. Flow max.	120 l/min
Taratura della valvola: almeno 1.3 volte superiore alla pressione indotta dal carico Pressure setting: at least 1.3 times the load induced pressure	
Peso Weight	5.65 kg

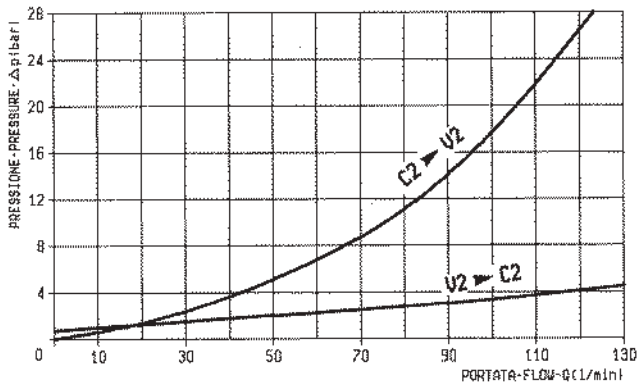

X	RAPPORTO DI PILOTAGGIO PILOT RATIO
03	7.6 : 1
10	3 : 1

Z	MOLLE / SPRINGS				
	Campo taratura min - max bar Adj. press. range bar	Incremento press. bar / giro vite Press. increase bar / turn	Taratura standard bar (Q = 5 l/min) Std. setting bar (made at = 5 l/min)	Cod. ordinazione Ordering code	Colore Colour
20	60-210	68	150	03.51.01.152	verde green
35	100-350	105	150	03.51.01.142	giallo yellow

Y	ATTACCHI / PORT SIZE	
	V1-V2-C1-C2	T
04	G 3/4	G 1/2

VAA-B-SICN-ST-50

05.71.44 - X - Y - Z

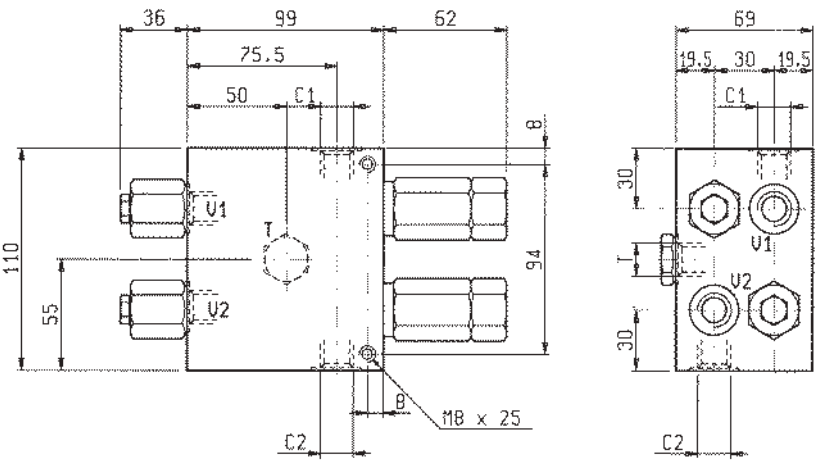

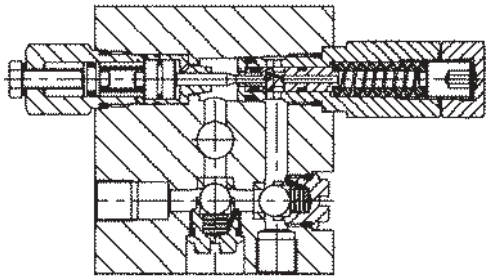

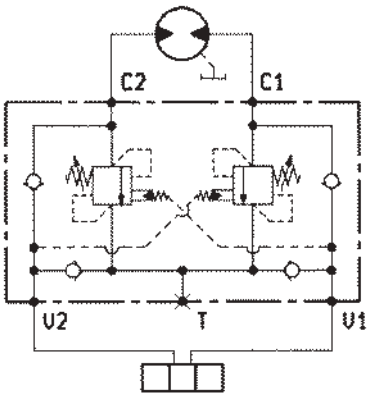

DATI TECNICI / TECHNICAL DATA

Pressione max. Max. pressure	350 bar
Portata max. Flow max.	40 l/min
Taratura della valvola: almeno 1.3 volte superiore alla pressione indotta dal carico Pressure setting: at least 1.3 times the load induced pressure	
Peso Weight	3.48 kg

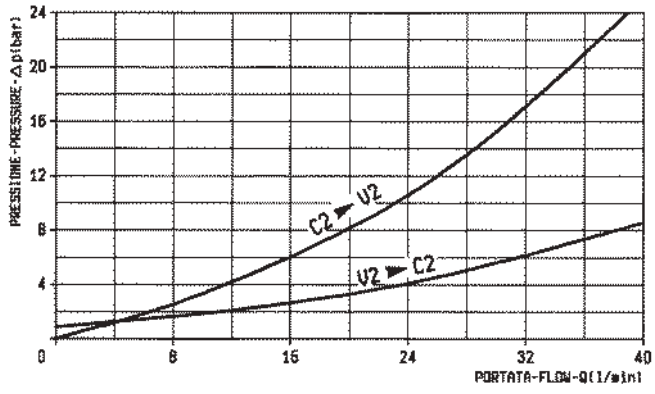

X	RAPPORTO DI PILOTAGGIO PILOT RATIO
37	9,1 : 1

Z	MOLLE / SPRINGS				
	Campo taratura min - max bar Adj. press. range bar	Incremento press. bar / giro vite Press. increase bar / turn	Taratura standard bar (Q = 5 l/min) Std. setting bar (made at = 5 l/min)	Cod. ordinazione Ordering code	Colore Colour
20	**60-180**	**60**	**150**	**03.51.01.075**	verde green
35	**100-350**	**100**	**150**	**03.51.01.059**	giallo yellow

Y	ATTACCHI / PORT SIZE
	V1-V2-C1-C2-T
02	G 3/8

A-VAA-B-SICN-PDRM-VF-250

08.71.47 - X - Y - Z

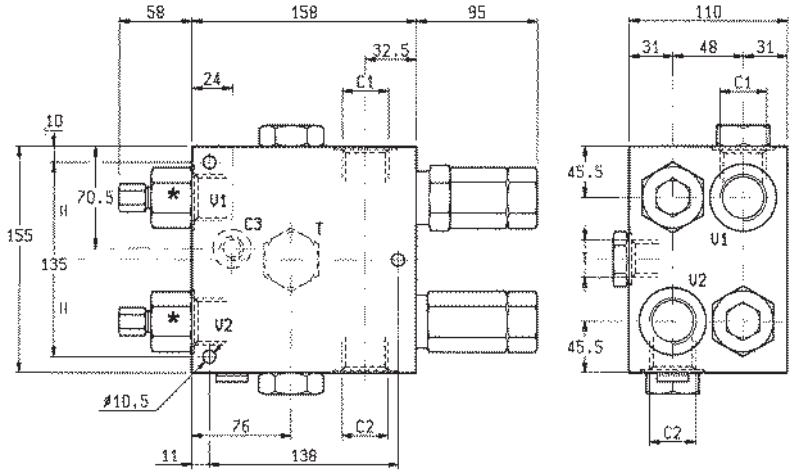

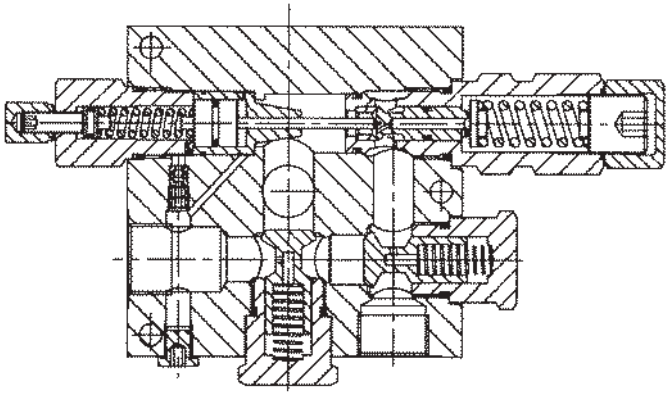

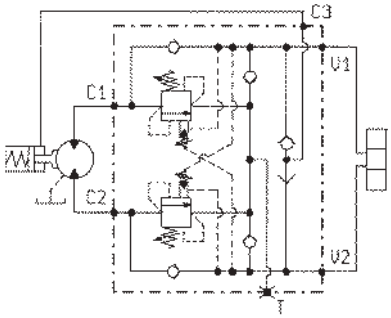

DATI TECNICI / TECHNICAL DATA

Pressione max. Max. pressure	350 bar
Portata max. Flow max.	200 l/min

Taratura della valvola: almeno 1.3 volte superiore alla pressione indotta dal carico

Pressure setting: at least 1.3 times the load induced pressure

Peso Weight	21 kg

La taratura inferiore, relativa all'alimentazione da "C1" a "C2" (o da "C2" a "C1"), è modificabile agendo sul registro ""

* The lower pressure setting refers to flow from "C1" to "C2" (or "C2" to "C1"), and is adjustable through register "*".

Collettore in acciaio

Steel body

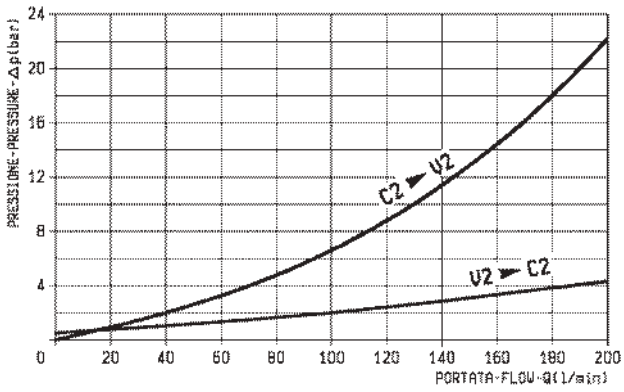

X	RAPPORTO DI PILOTAGGIO PILOT RATIO
03	8 : 1

Z	MOLLE / SPRINGS				
	Campo taratura min - max bar Adj. press. range bar	Incremento press. bar / giro vite Press. increase bar / turn	Taratura standard bar (Q = 5 l/min) Std. setting bar (made at = 5 l/min)	Cod. ordinazione Ordering code	Colore Colour
20	60-210	36	200 (90)*	03.51.01.067	verde green
35	100-350	62	300 (120)*	03.51.01.057	giallo yellow

Y	ATTACCHI / PORT SIZE		
	V1-V2-C1-C2	C3	T
05	G 1	G 1/4	G 3/4

A-VBC-SE-19-EXC-FC

08.47.17.03 - Y - Z

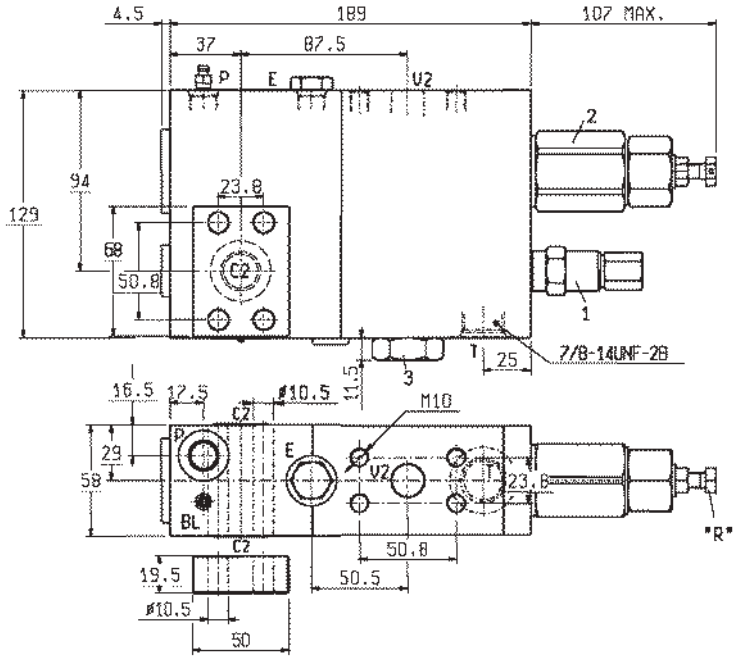

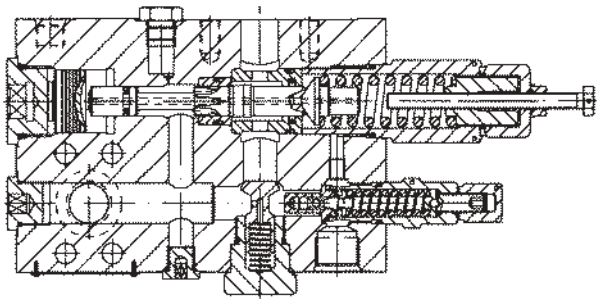

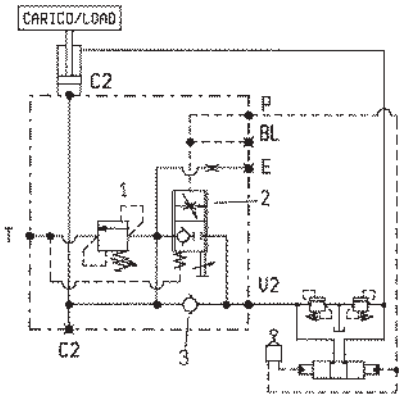

DATI TECNICI / TECHNICAL DATA

Pressione di lavoro max. Max. working pressure	350 bar
Portata max. Flow max.	200 l/min
Peso Weight	10.8 kg

Valvole espressamente progettate per pilotaggio con manipolatori e per applicazioni come “protezione contro rottura tubo” su cilindri di bracci ESCAVATORI (Norma ISO 8643).
This valve is especially designed for remote control opening and for use as “hose burst protection” on boom and dipper cylinders of EXCAVATORS (ISO Standard 8643).

La protezione da picchi di pressione o sovraccarichi è realizzata da una valvola di sovrappressione da collegare al serbatoio mediante l’attacco “T”.
They incorporate an auxiliary relief valve to be connected to tank through outlet “T” for protection against pressure peaks or overloads.

La massima portata d’olio in discesa può essere limitata mediante la vite “R”.
The maximum lowering flow is adjustable through “R” screw.

Collettore in acciaio
Steel body

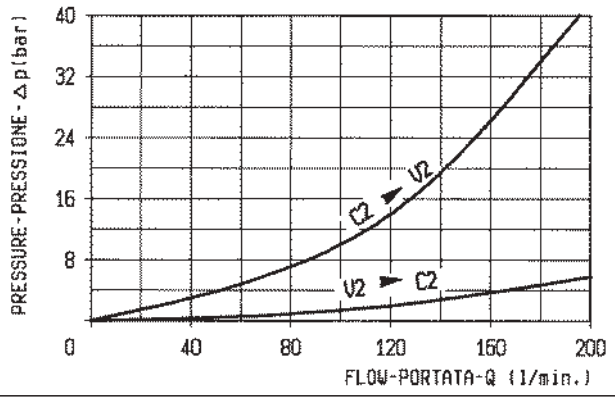

Z		MOLLE / SPRINGS				
		Campo taratura min - max bar Adj. press. range bar	Incremento press. bar / giro vite Press. increase bar / turn	Taratura standard bar Std. pressure setting bar	Cod. ordinazione Ordering code	Colore Colour
35	1	**100-350**	**82**	**350** (5 l/min)	**03.51.01.059**	giallo yellow
	2	**2-10**	**1.7**	**5.5** (I.A.)	**03.51.01.267**	

Y	ATTACCHI / PORT SIZE	
	V2-C2	M-P-T
72	3/4 SAE 6000	9/16-18UNF-2B

A-VBC-SE-25-EXC-FC

08.47.08.03 - Y - Z

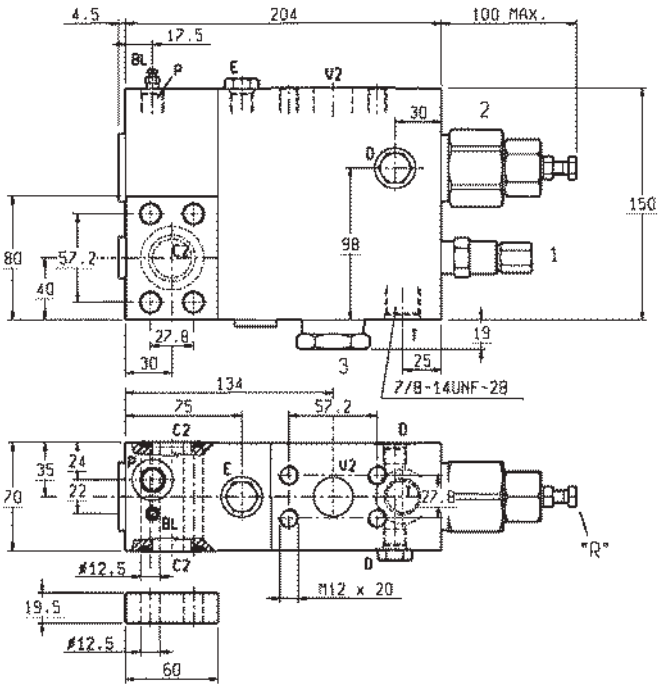

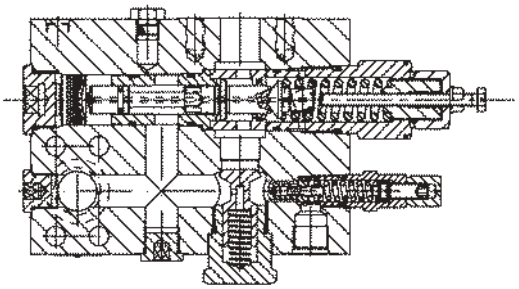

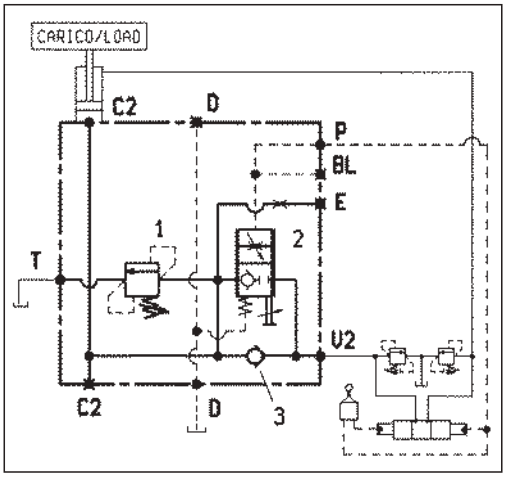

DATI TECNICI / TECHNICAL DATA

Pressione di lavoro max. Max. working pressure	350 bar
Portata max. Flow max.	300 l/min
Peso Weight	16 kg

Valvole espressamente progettate per pilotaggio con manipolatori e per applicazioni come “protezione contro rottura tubo” su cilindri di bracci ESCAVATORI (Norma ISO 8643).
This valve is especially designed for remote control opening and for use as “hose burst protection” on boom and dipper cylinders of EXCAVATORS (ISO Standard 8643).

La protezione da picchi di pressione o sovraccarichi è realizzata da una valvola di sovrappressione da collegare al serbatoio mediante l’attacco “T”.
They incorporate an auxiliary relief valve to be connected to tank through outlet “T” for protection against pressure peaks or overloads.

La massima portata d’olio in discesa può essere limitata mediante la vite “R”.
The maximum lowering flow is adjustable through “R” screw.

Collettore in acciaio
Steel body

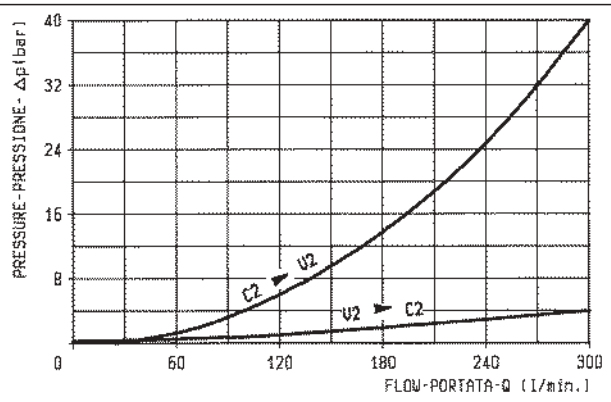

Z		MOLLE / SPRINGS				
		Campo taratura min - max bar Adj. press. range bar	Incremento press. bar / giro vite Press. increase bar / turn	Taratura standard bar Std. pressure setting bar	Cod. ordinazione Ordering code	Colore Colour
35	1	**100-350**	**82**	**350** (5 l/min)	**03.51.01.059**	giallo yellow
	2	**2-10**	**1.7**	**7** (I.A.)	**03.51.01.267**	

Y	ATTACCHI / PORT SIZE	
	V2-C2	P-E-D
73	1 SAE 6000	9/16-18UNF-2B

A-VBC-SE-25-EXC-FC

08.47.12.03 - Y - Z

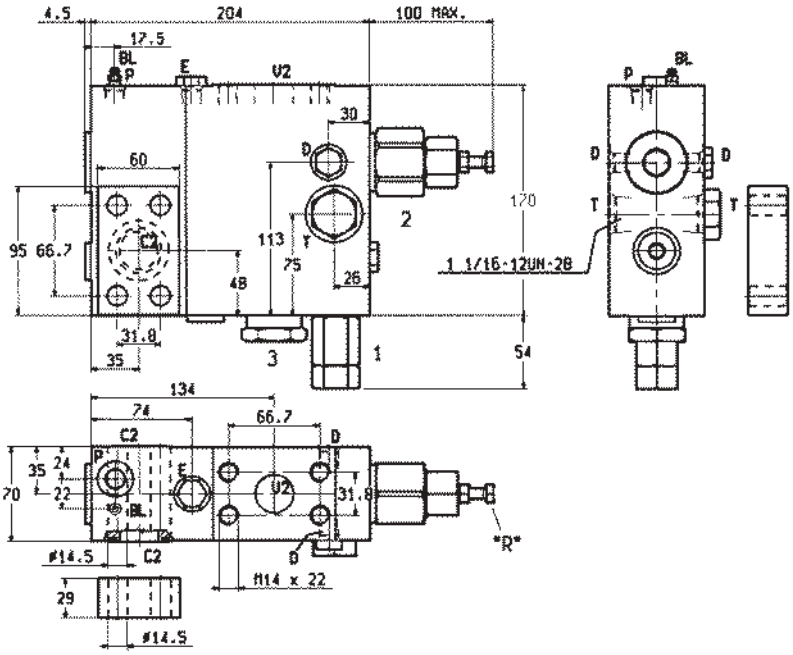

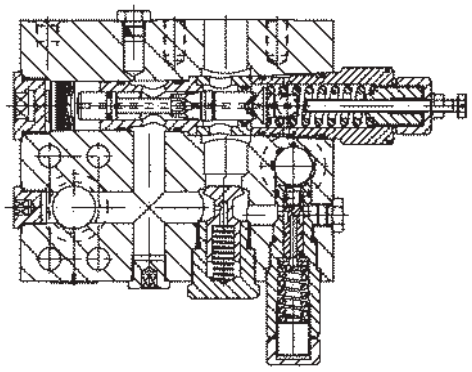

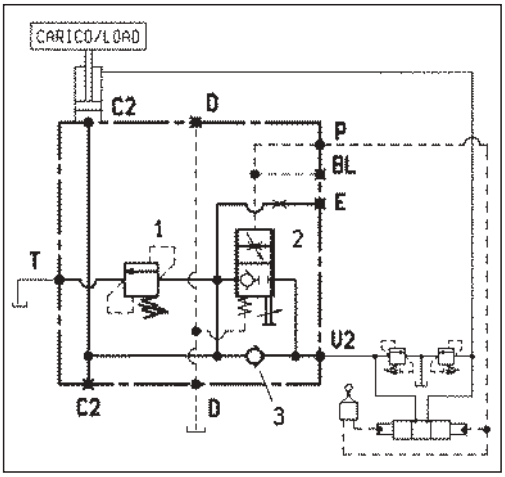

DATI TECNICI / TECHNICAL DATA

Pressione di lavoro max. Max. working pressure	350 bar
Portata max. Flow max.	300 l/min
Peso Weight	18.3 kg

Valvole espressamente progettate per pilotaggio con manipolatori e per applicazioni come “protezione contro rottura tubo” su cilindri di bracci ESCAVATORI (Norma ISO 8643).
This valve is especially designed for remote control opening and for use as “hose burst protection” on boom and dipper cylinders of EXCAVATORS (ISO Standard 8643).

La protezione da picchi di pressione o sovraccarichi è realizzata da una valvola di sovrappressione da collegare al serbatoio mediante l’attacco “T”.
They incorporate an auxiliary relief valve to be connected to tank through outlet “T” for protection against pressure peaks or overloads.

La massima portata d’olio in discesa può essere limitata mediante la vite “R”.
The maximum lowering flow is adjustable through “R” screw.

Collettore in acciaio
Steel body

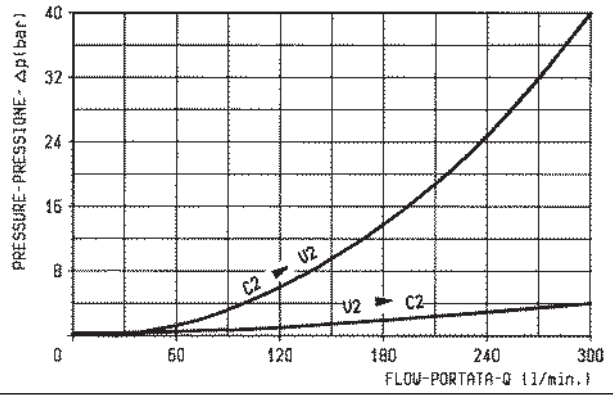

Z		MOLLE / SPRINGS				
		Campo taratura min - max bar Adj. press. range bar	Incremento press. bar / giro vite Press. increase bar / turn	Taratura standard bar Std. pressure setting bar	Cod. ordinazione Ordering code	Colore Colour
35	1	130-350	105	350 (5 l/min)	03.51.01.142	giallo yellow
	2	2-10	1.7	7 (I.A.)	03.51.01.267	

Y	ATTACCHI / PORT SIZE	
	V2-C2	P-E-D
64	1 1/4 SAE 6000	9/16-18UNF-2B

BILANCIAMENTO, DOPPIO EFFETTO, SERIE “30”, SBLOCCAGGIO FRENO
DUAL PILOT ASSISTED, SERIES “30”, BRAKE RELEASE PORT OVERCENTRE

VBSO-DE-VF-30-FM

06.03.01.019

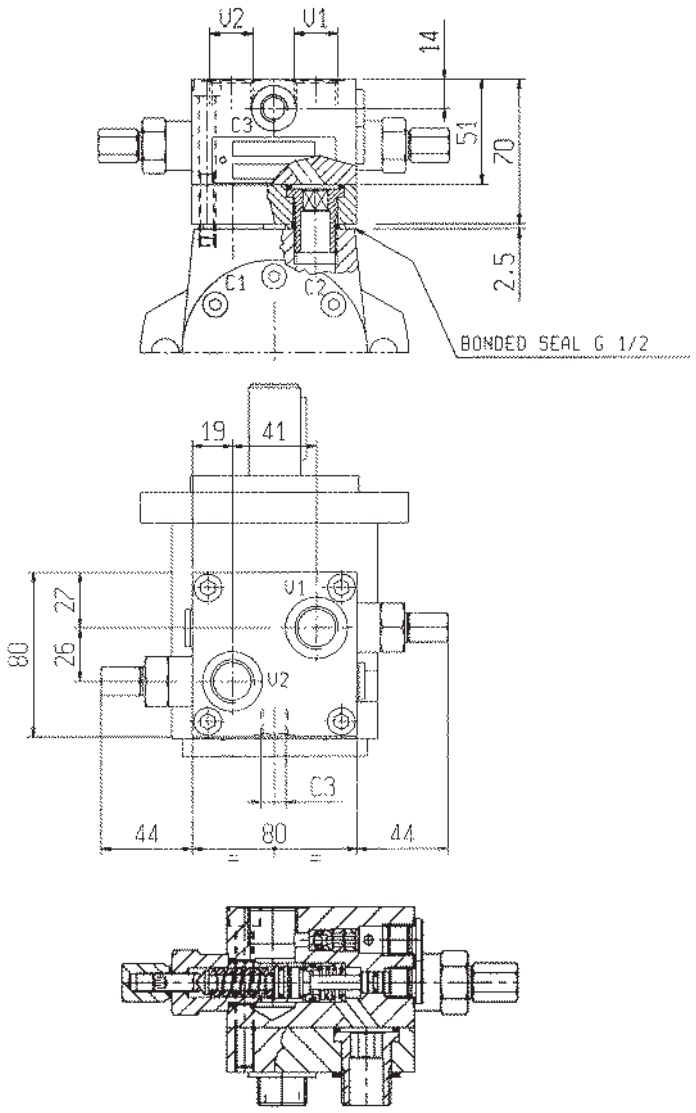

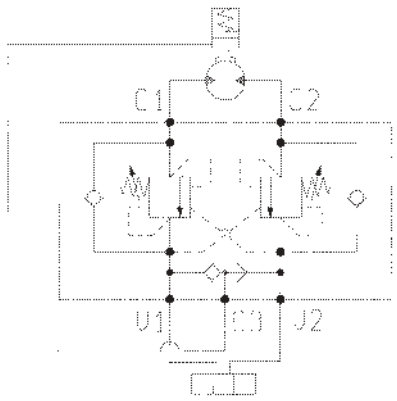

DATI TECNICI / TECHNICAL DATA

Coppia di serraggio Installation torque	110-115 Nm
Pressione max. Max. pressure	210 bar
Portata max. Flow max.	60 l/min
Peso Weight	1.6 kg

Taratura della valvola: almeno 1.3 volte superiore alla pressione indotta dal carico
Pressure setting: at least 1.3 times the load induced pressure

Flangiabili a motori Danfoss serie OMP, OMR e White serie HS, HR.
Flangeable upon Danfoss motors series OMP, OMR and White motors series HS, HR.

Campione di una gamma di valvole progettate per la flangiatura diretta su motori idraulici. Per applicazioni diverse da questo esempio contattare OIL CONTROL.
Sample of a family of valves designed for direct flange mounting onto hydraulic motors. For applications different from this example, please consult OIL CONTROL.

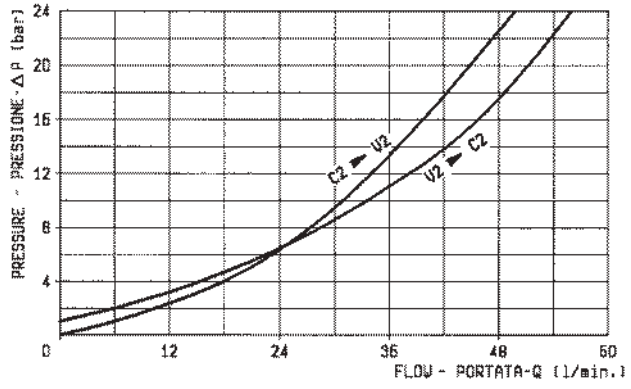

RAPPORTO DI PILOTAGGIO / PILOT RATIO

4.2 : 1

MOLLE / SPRINGS

Campo taratura min - max bar Adj. press. range bar	Incremento press. bar / giro vite Press. increase bar / turn	Taratura standard bar (Q = 5 l/min) Std. setting bar (made at = 5 l/min)	Cod. ordinazione Ordering code	Colore Colour
60-210	**56**	**200**	**03.51.01.106**	verde green

ATTACCHI / PORT SIZE

V1-V2-C1-C2	C3
G 1/2	G 1/4

VBSO-DE-VF-30-FM

06.03.01.013

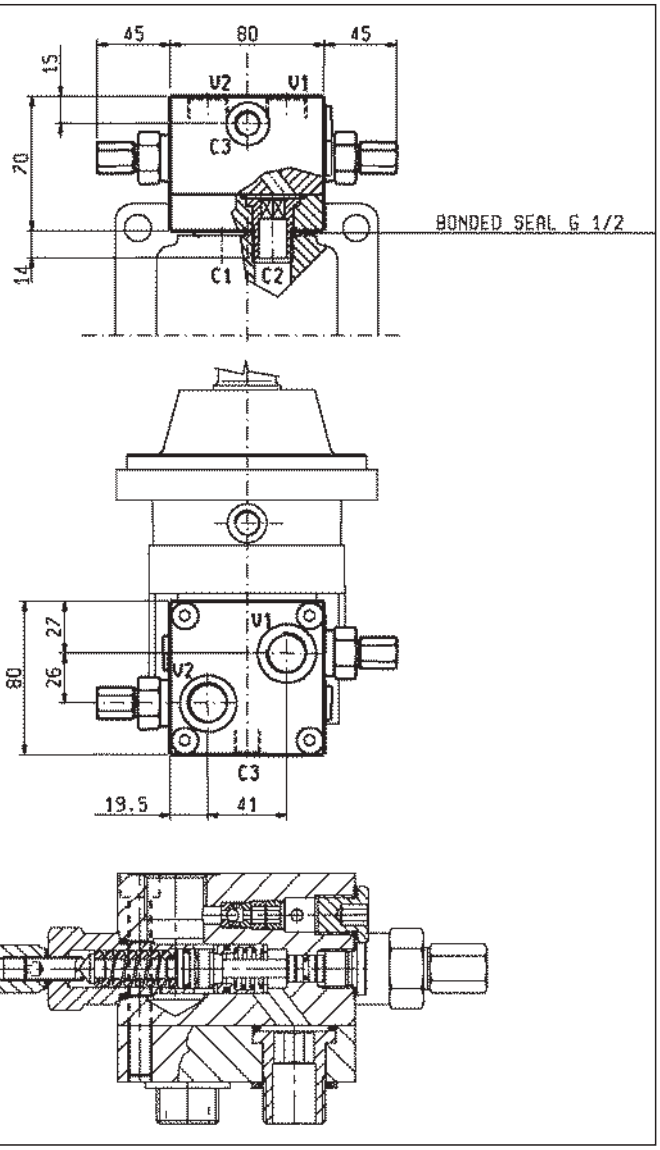

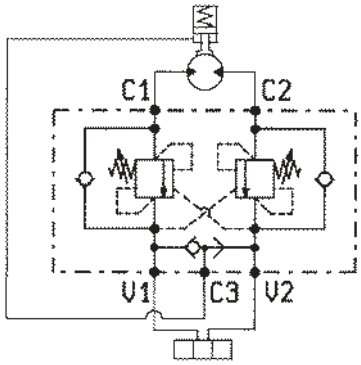

DATI TECNICI / TECHNICAL DATA

Coppia di serraggio Installation torque	110-115 Nm
Pressione max. Max. pressure	210 bar
Portata max. Flow max.	60 l/min
Peso Weight	1.9 kg

Taratura della valvola: almeno 1.3 volte superiore alla pressione indotta dal carico
Pressure setting: at least 1.3 times the load induced pressure

Flangiabili a motori Danfoss serie OMS, OMSW e OMSS.
Flangeable upon Danfoss motors series OMS, OMSW and OMSS.

Campione di una gamma di valvole progettate per la flangiatura diretta su motori idraulici. Per applicazioni diverse da questo esempio contattare OIL CONTROL.
Sample of a family of valves designed for direct flange mounting onto hydraulic motors. For applications different from this example, please consult OIL CONTROL.

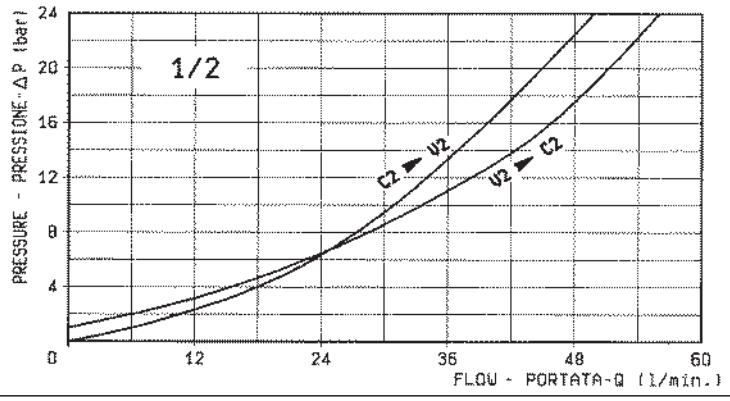

	RAPPORTO DI PILOTAGGIO PILOT RATIO
	4.2 : 1

MOLLE / SPRINGS

	Campo taratura min - max bar Adj. press. range bar		Taratura standard bar (Q = 5 l/min) Std. setting bar (made at = 5 l/min)	Cod. ordinazione Ordering code	Colore Colour
	60-210		**200**	**03.51.01.106**	verde green

ATTACCHI / PORT SIZE

	V1-V2-C1-C2	C3
	G 1/2	G 1/4

A-VBSO-DE-VF-30-CSL

08.44.10 - X - Y - Z

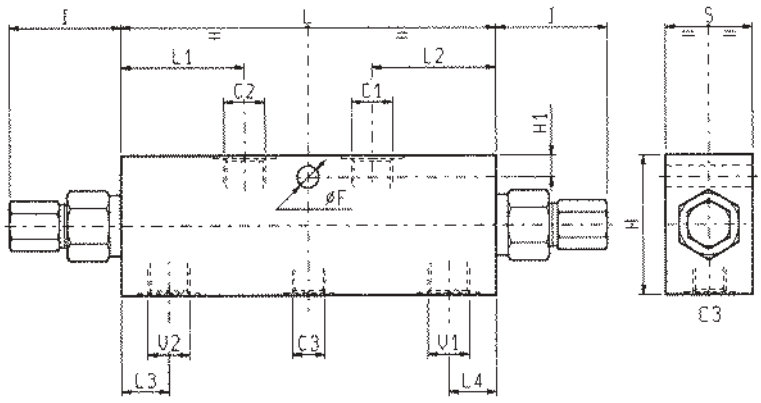

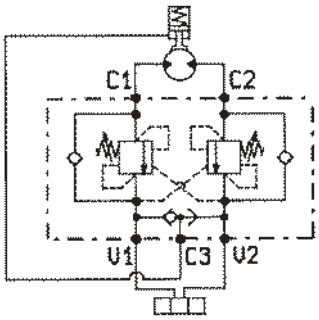

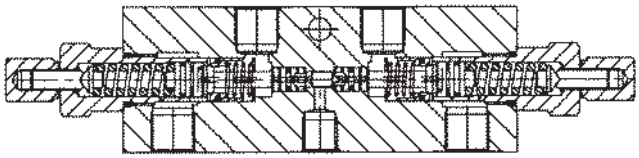

S	L4	L3	L2	L1	L	I	H1	H	F							Y	Peso kg Weight kg
30	19.5	19.5	51.5	51.5	151	45	8.5	55	8.5							3/8	1.88
35	19.5	19.5	51.5	51.5	151	45	11	65	8.5							1/2	2.50

DATI TECNICI / TECHNICAL DATA

Pressione max. Max. pressure	250 bar
Portata max. vedi diagramma Flow see performance graph	
Taratura della valvola: almeno 1.3 volte superiore alla pressione indotta dal carico Pressure setting: at least 1.3 times the load induced pressure	
Cappellotto per piombatura Sealing Cap	Codice/Ordering code 03.05.01.003
Collettore in acciaio Steel body	

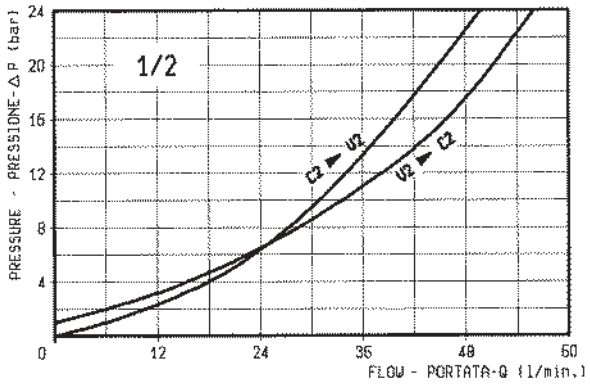

X	RAPPORTO DI PILOTAGGIO PILOT RATIO
03	4.2 : 1
85	11 : 1

Z		MOLLE / SPRINGS Campo taratura min - max bar Adj. press. range bar	Incremento press. bar / giro vite Press. increase bar / turn	Taratura standard bar (Q = 5 l/min) Std. setting bar (made at = 5 l/min)	Cod. ordinazione Ordering code	Colore Colour
20	X = 03	60-210	56	200	03.51.01.106	verde green
	X = 85	60-250	70	250	03.51.01.155	

Y	ATTACCHI / PORT SIZE V1-V2-C1-C2	C3
02	G 3/8	G 1/4
03	G 1/2	G 1/4

A-VBSO-DE-30-L

08.44.60 - X - Y - Z

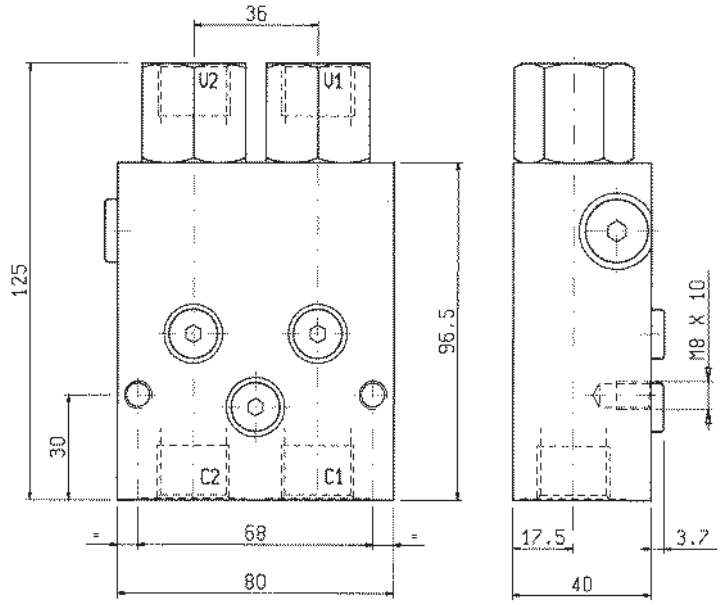

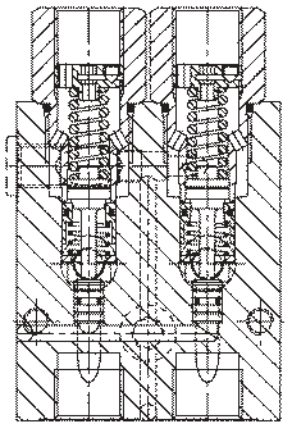

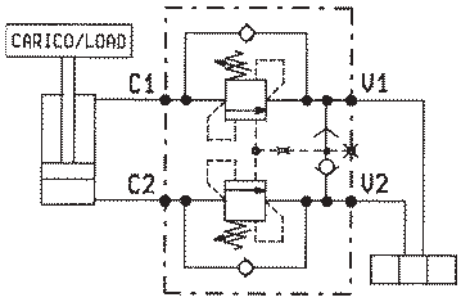

DATI TECNICI / TECHNICAL DATA

Pressione max. Max. pressure	350 bar
Portata max. Flow max.	80 l/min
Taratura della valvola: almeno 1.3 volte superiore alla pressione indotta dal carico Pressure setting: at least 1.3 times the load induced pressure	
Peso Weight	2.30 kg
Collettore in acciaio Steel body	

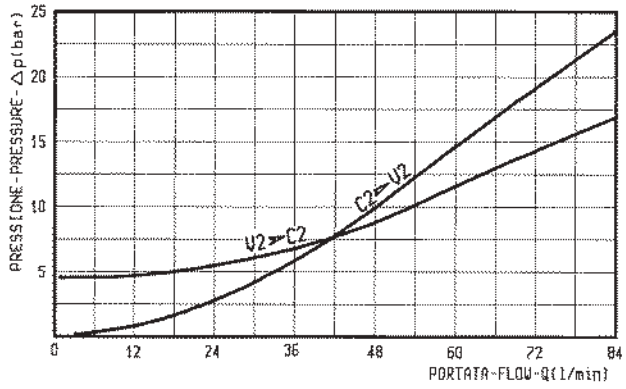

X	RAPPORTO DI PILOTAGGIO PILOT RATIO
03	4.2 : 1

Z	MOLLE / SPRINGS				
	Campo taratura min - max bar Adj. press. range bar	Incremento press. bar / giro vite Press. increase bar / turn	Taratura standard bar (Q = 5 l/min) Std. setting bar (made at = 5 l/min)	Cod. ordinazione Ordering code	Colore Colour
35	100-350	147	350	03.51.01.114	giallo yellow

Y	ATTACCHI / PORT SIZE
	V1-V2-C1-C2
03	G 1/2

A-VBSO-DE-30-CSL-FC1

08.44.30 - X - Y - Z

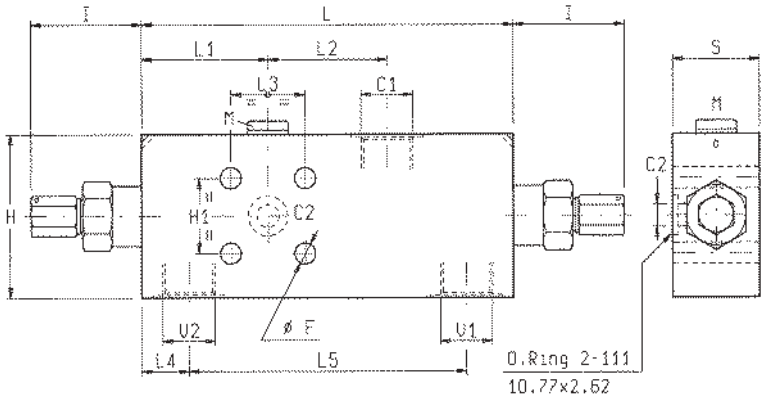

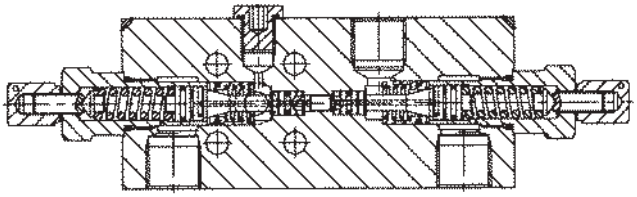

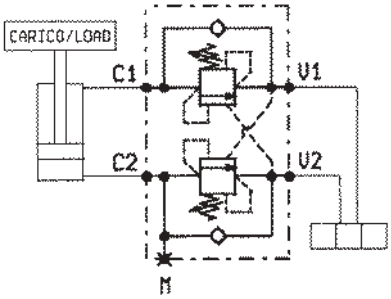

S	H1	H	I	L5	L4	L3	L2	L1	L	F						Y	Peso kg Weight kg
29.5	30	55	45	112	19.5	30	48	51.5	151	8.5						3/8	1.7
34.5	30	65	45	112	19.5	30	47	52	151	8.5						1/2	2.2

DATI TECNICI / TECHNICAL DATA

Pressione max. Max. pressure	350 bar
Portata max. Flow max.	60 l/min

Taratura della valvola: almeno 1.3 volte superiore alla pressione indotta dal carico

Pressure setting: at least 1.3 times the load induced pressure

Con fori per piombatura a filo

With holes for wire-locking

Collettore in acciaio

Steel body

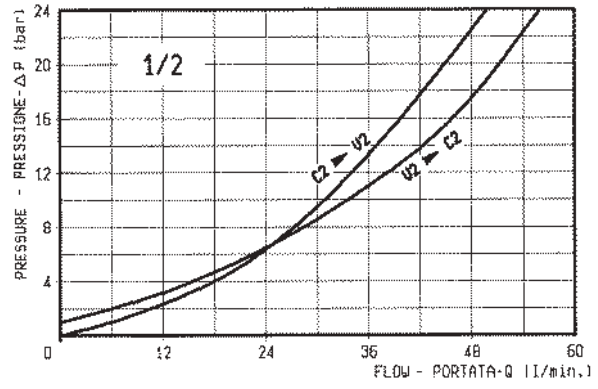

X	RAPPORTO DI PILOTAGGIO PILOT RATIO
03	4.2 : 1

Z	MOLLE / SPRINGS				
	Campo taratura min - max bar Adj. press. range bar	Incremento press. bar / giro vite Press. increase bar / turn	Taratura standard bar (Q = 5 l/min) Std. setting bar (made at = 5 l/min)	Cod. ordinazione Ordering code	Colore Colour
35	100-350	138	350	03.51.01.171	giallo yellow

Y	ATTACCHI / PORT SIZE		
	V1-V2-C1	C2	M
02	G 3/8	∅ 9	G 1/4
03	G 1/2	∅ 9	G 1/4

A-VBSO-DE-30-CSL-FCB

08.44.11 - X - Y - Z

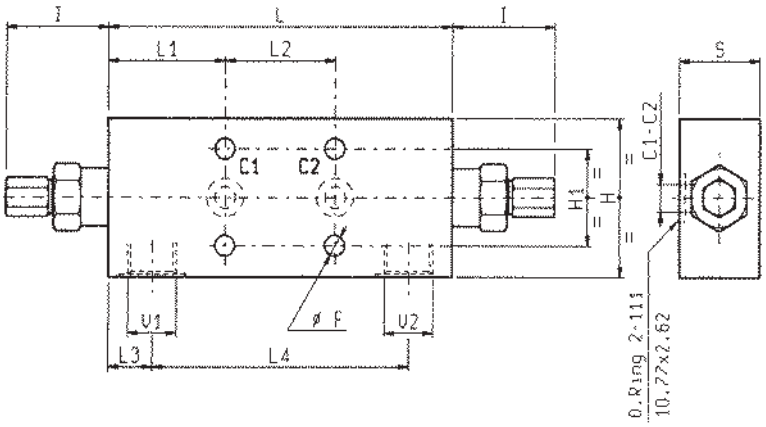

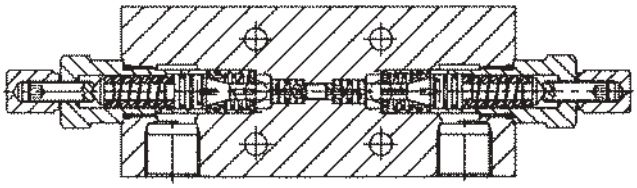

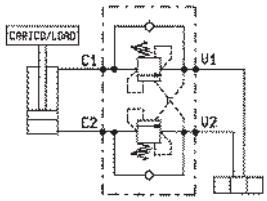

DATI TECNICI / TECHNICAL DATA

Pressione max. Max. pressure	350 bar
Portata max. vedi diagramma Flow see performance graph	
Taratura della valvola: almeno 1.3 volte superiore alla pressione indotta dal carico Pressure setting: at least 1.3 times the load induced pressure	
Cappellotto per piombatura Sealing Cap	Codice/Ordering code 03.05.01.003
Collettore in acciaio Steel body	

S	H1	H	I	L4	L3	L2	L1	L	F							Y	Peso kg Weight kg
34.5	40	65	45	112	19.5	48	51.5	151	8.5							1/2	2.3
29.5	40	55	45	112	19.5	48	51.5	151	8.5							3/8	1.76

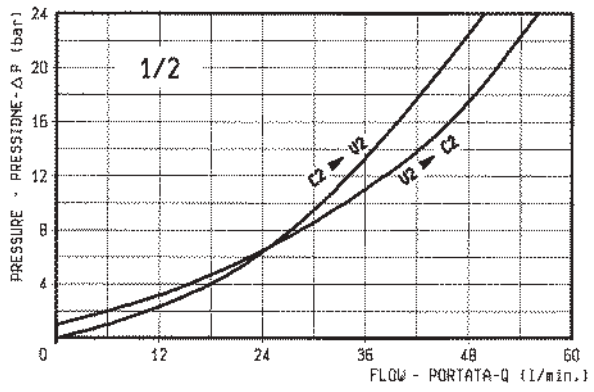

X	RAPPORTO DI PILOTAGGIO PILOT RATIO
03	4.2 : 1
85	11 : 1

Z		MOLLE / SPRINGS Campo taratura min - max bar Adj. press. range bar	Incremento press. bar / giro vite Press. increase bar / turn	Taratura standard bar (Q = 5 l/min) Std. setting bar (made at = 5 l/min)	Cod. ordinazione Ordering code	Colore Colour
20	X=03	60-210	56	200	03.51.01.106	verde green
	X=85	60-210	165	200	03.51.01.106	verde green
35	X=03	100-350	138	350	03.51.01.171	giallo yellow

Y	ATTACCHI / PORT SIZE V1-V2	C1-C2
02	G 3/8	∅ 9
03	G 1/2	∅ 9

A-VBSO-DE-30-CSL

08.44.07 - X - Y - Z

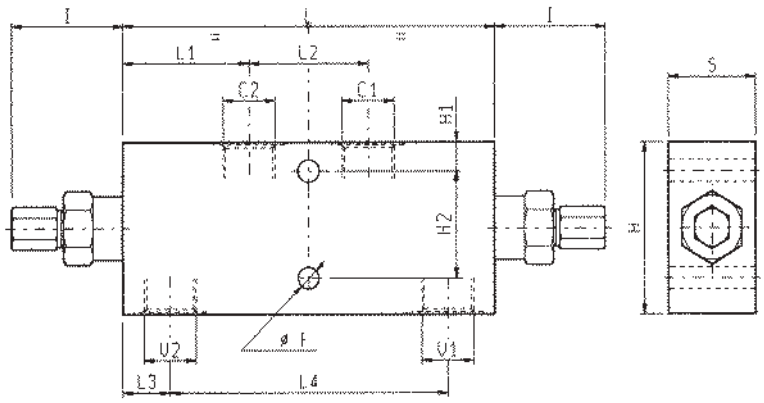

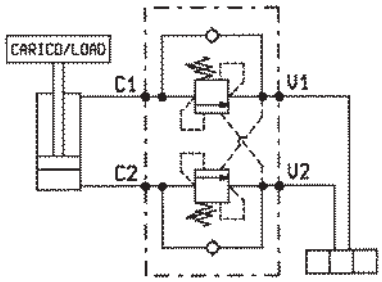

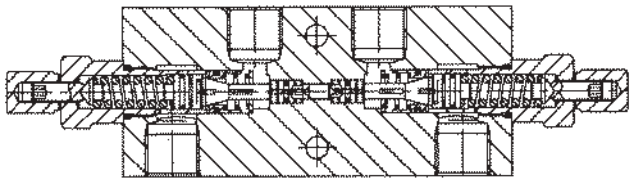

S	H2	H1	H	I	L4	L3	L2	L1	L	F						Y	Peso kg Weight kg
35	43	11	65	45	112	19.5	48	51.5	151	8.5						1/2	2.2
30	38	8.5	55	45	112	19.5	48	51.5	151	8.5						3/8	1.7

DATI TECNICI / TECHNICAL DATA

Pressione max. Max. pressure	350 bar
Portata max. vedi diagramma Flow see performance graph	
Taratura della valvola: almeno 1.3 volte superiore alla pressione indotta dal carico Pressure setting: at least 1.3 times the load induced pressure	
Cappellotto per piombatura Sealing Cap	Codice/Ordering code 03.05.01.003
Collettore in acciaio Steel body	

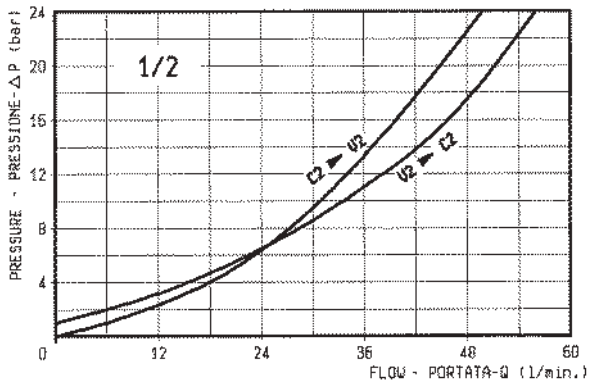

X	RAPPORTO DI PILOTAGGIO PILOT RATIO
03	4.2 : 1

Z	MOLLE / SPRINGS				
	Campo taratura min - max bar Adj. press. range bar	Incremento press. bar / giro vite Press. increase bar / turn	Taratura standard bar (Q = 5 l/min) Std. setting bar (Q = 5 l/min)	Cod. ordinazione Ordering code	Colore Colour
20	**60-210**	**56**	**200**	**03.51.01.106**	verde green
35	**100-350**	**138**	**350**	**03.51.01.171**	giallo yellow

Y	ATTACCHI / PORT SIZE
	V1-V2-C1-C2
02	G 3/8
03	G 1/2

A-VBSO-SE-30-VS30-VP

08.45.25 - X - Y - Z

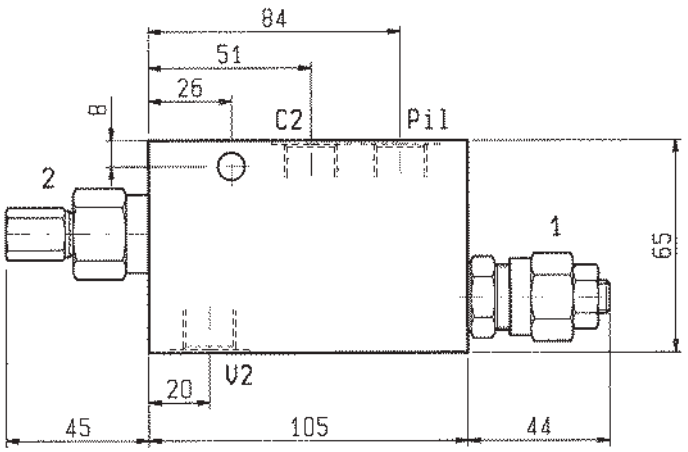

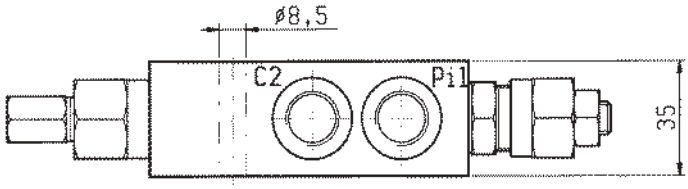

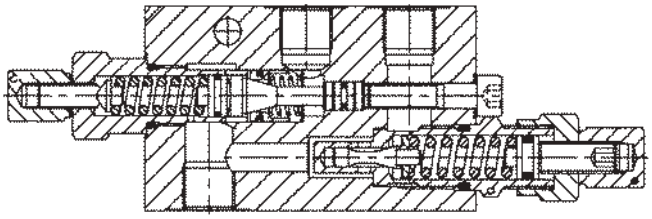

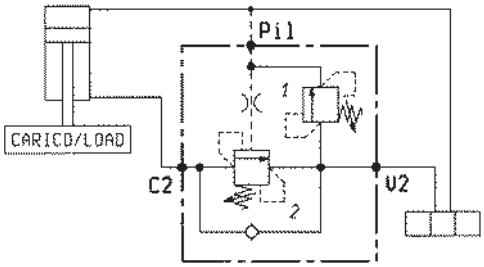

DATI TECNICI / TECHNICAL DATA

Pressione max. Max. pressure	210 bar
Portata max. Flow max.	40 l/min

Taratura della valvola: almeno 1.3 volte superiore alla pressione indotta dal carico

Pressure setting: at least 1.3 times the load induced pressure

Peso Weight	1.75 kg

Caratteristiche valvola “1” vedere pag. 1.12.03

Refer to page 1.12.03 for technical specifications of valve “1”

Collettore in acciaio

Steel body

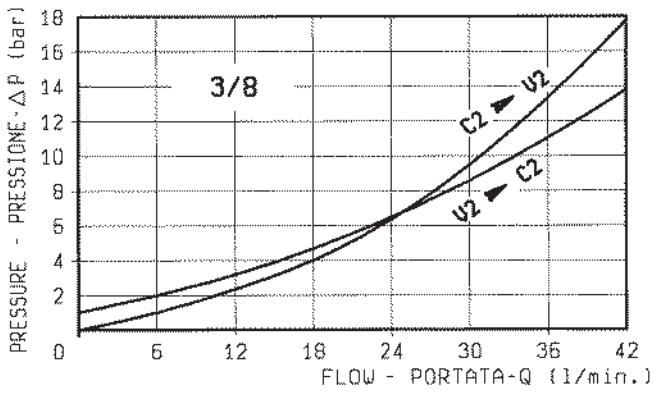

X	RAPPORTO DI PILOTAGGIO PILOT RATIO
03	4.25 : 1

Z		MOLLE / SPRINGS				
		Campo taratura min - max bar Adj. press. range bar	Incremento press. bar / giro vite Press. increase bar / turn	Taratura standard bar (Q = 5 l/min) Std. setting bar (made at = 5 l/min)	Cod. ordinazione Ordering code	Colore Colour
20	1	30-100	23.5	80	03.51.01.076	blu blue
	2	60-210	56	200	03.51.01.106	verde green

Y	ATTACCHI / PORT SIZE
	V2-C2-PIL
02	G 3/8

BILANCIAMENTO, SEMPLICE EFFETTO, SERIE "30", FLANGIABILI, PER ARGANI

PILOT ASSISTED, SERIES "30", FLANGEABLE, OVERCENTRE FOR WINCHES

VBSO-SE-30-FA | **05.45.71 - X - Y - Z**

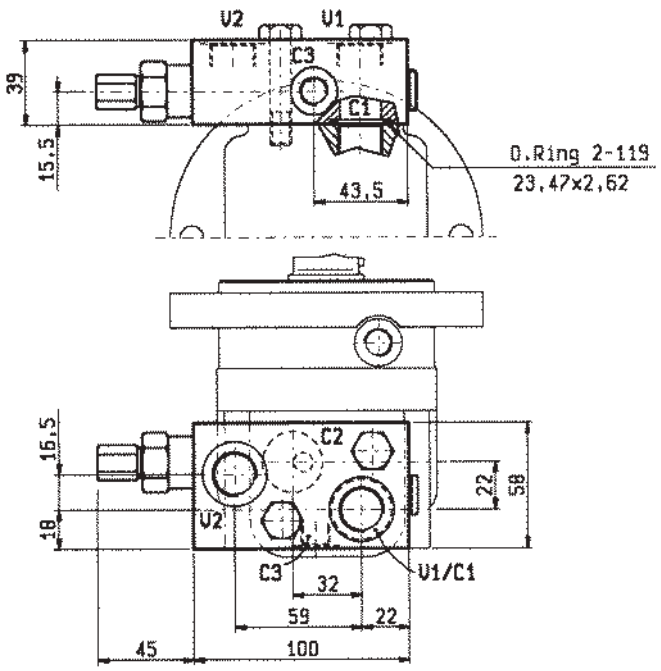

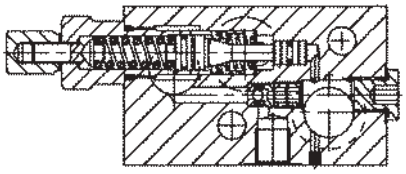

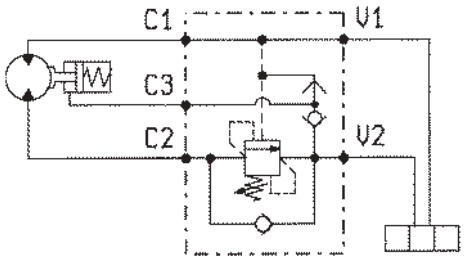

DATI TECNICI / TECHNICAL DATA

Pressione max. Max. pressure	350 bar
Portata max. Flow max.	60 l/min
Peso Weight	0.7 kg

Taratura della valvola: almeno 1.3 volte superiore alla pressione indotta dal carico
Pressure setting: at least 1.3 times the load induced pressure

Flangiabili a motori Danfoss serie OMS, OMSW e OMSS.
Flangeable upon Danfoss motors series OMS, OMSW and OMSS.

Campione di una gamma di valvole progettate per la flangiatura diretta su motori idraulici. Per applicazioni diverse da questo esempio contattare OIL CONTROL.
Sample of a family of valves designed for direct flange mounting onto hydraulic motors. For applications different from this example, please consult OIL CONTROL.

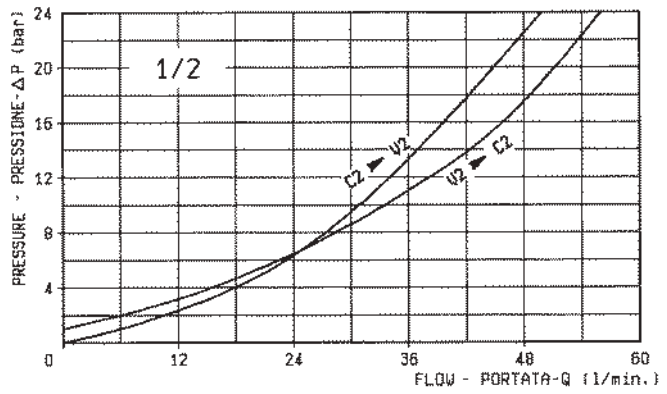

X	RAPPORTO DI PILOTAGGIO PILOT RATIO
03	4.2 : 1

Z	MOLLE / SPRINGS				
	Campo taratura min - max bar Adj. press. range bar	Incremento press. bar / giro vite Press. increase bar / turn	Taratura standard bar (Q = 5 l/min) Std. setting bar (Q = 5 l/min)	Cod. ordinazione Ordering code	Colore Colour
35	**100-350**	**138**	**350**	**03.51.01.171**	giallo yellow

Y	ATTACCHI / PORT SIZE	
	V1-V2	C3
03	G 1/2	G 1/4

BLOCCO, SBLOCCAGGIO OLEODINAMICO, INSENSIBILI AL CARICO
LOAD INSENSITIVE, PILOT OPERATED CHECK

A-VBSO-SE-AD0-30

08.45.15.22 - Y - Z

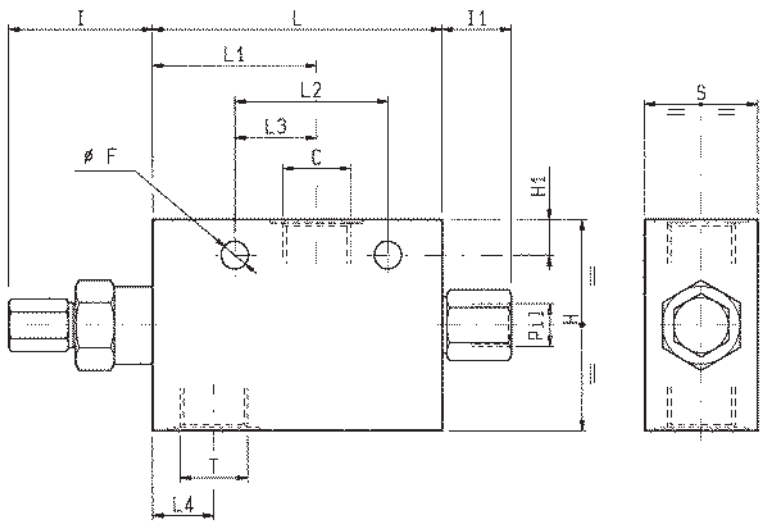

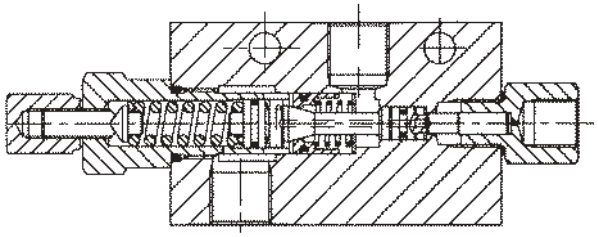

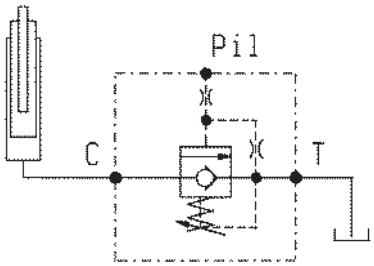

DATI TECNICI / TECHNICAL DATA

Pressione max.
Max. pressure 350 bar

* La taratura è eseguita pressurizzando l'attacco "PIL"
Campo di taratura: 100-350 bar
(Vedi tabella Z)

* Setting is performed pressurizing "PIL" port
Pilot pressure range: 100-300 bar
(See table Z)

Collettore in acciaio
Steel body

S	L4	L3	L2	L1	L	I1	I	H1	H	F						Y	Peso kg Weight kg
35	19	25.4	47.6	51	91	21	45	11	65	8.5						1/2	1.55
30	19	25.4	47.6	51	91	21	45	7	55	8.5						3/8	1.66

Z	MOLLE / SPRINGS				
	Campo taratura min - max bar Adj. press. range bar	Incremento press. bar / giro vite Press. increase bar / turn	Taratura standard bar (Q = 5 l/min) Std. setting bar (made at = 5 l/min)	Cod. ordinazione Ordering code	Colore Colour
35	**100-300**	**110**	**190 ***	**03.51.01.171**	giallo yellow

Y	ATTACCHI / PORT SIZE	
	C-T	PIL
02	G 3/8	G 1/4
03	G 1/2	G 1/4

A-VBSO-SE-CC-30-FC1-PL

08.45.19 - X - Y - Z

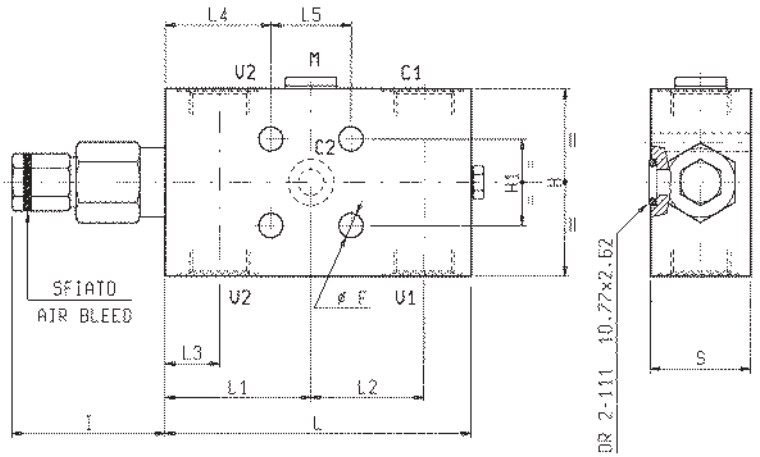

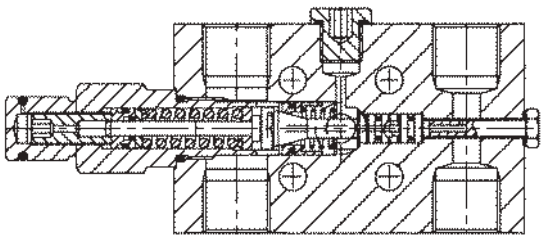

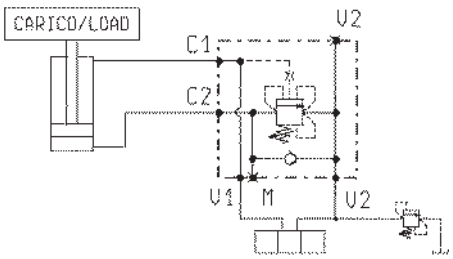

DATI TECNICI / TECHNICAL DATA

Pressione max. Max. pressure	350 bar
Portata max. vedi diagramma Flow see performance graph	
Taratura della valvola: almeno 1.3 volte superiore alla pressione indotta dal carico Pressure setting: at least 1.3 times the load induced pressure	
Cappellotto per piombatura Sealing Cap	Codice/Ordering code 03.05.01.002
Collettore in acciaio Steel body	

S	L5	L4	L3	L2	L1	L	I	H1	H	F						Y	Peso kg Weight kg
34.5	30	37	19.5	39	52	109	53	30	65	8.5						1/2	1.81
29.5	30	38	19.5	39	52	109	53	30	55	8.5						3/8	1.29
29.5	30	38	19.5	39	52	109	53	30	55	8.5						1/4	1.29

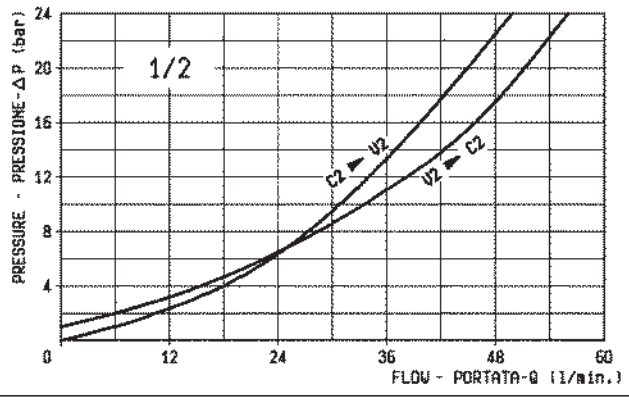

X	RAPPORTO DI PILOTAGGIO PILOT RATIO
03	4.2 : 1

Z	MOLLE / SPRINGS				
	Campo taratura min - max bar Adj. press. range bar	Incremento press. bar / giro vite Press. increase bar / turn	Taratura standard bar (Q = 5 l/min) Std. setting bar (made at 5 l/min)	Cod. ordinazione Ordering code	Colore Colour
20	60-210	75	200	03.51.01.106	verde green
35	100-350	165	350	03.51.01.171	giallo yellow

Y	ATTACCHI / PORT SIZE		
	V1-V2-C1	C2	M
09	G 1/4	∅ 9	G 1/4
02	G 3/8	∅ 9	G 1/4
03	G 1/2	∅ 9	G 1/4

BILANCIAMENTO, SEMPLICE EFFETTO, SERIE “30”, VERSIONE “CC”

PILOT ASSISTED, “CC” TYPE, SERIES “30” OVERCENTRE

A-VBSO-SE-CC-30-PL

08.45.17 - X - Y - Z

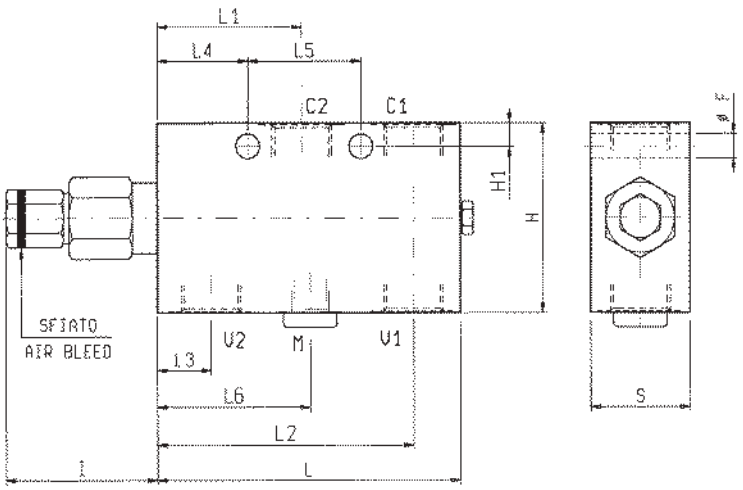

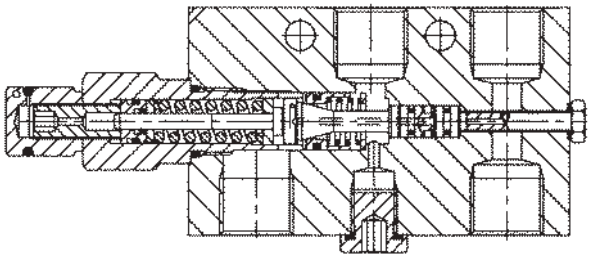

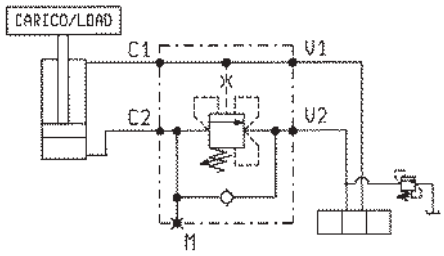

S	L6	L5	L4	L3	L2	L1	L	I	H1	H	F					Y	Peso kg Weight kg
35	54	40	32	19.5	91	52	109	53	8	65	8.5					1/2	1.85
30	–	40	32	19.5	91	52	109	53	8	55	8.5					3/8	1.33
30	–	40	32	19.5	91	52	109	53	8	55	8.5					1/4	1.15

DATI TECNICI / TECHNICAL DATA

Pressione max. Max. pressure	350 bar
Portata max. vedi diagramma Flow see performance graph	
Taratura della valvola: almeno 1.3 volte superiore alla pressione indotta dal carico Pressure setting: at least 1.3 times the load induced pressure	
Cappellotto per piombatura Sealing Cap	Codice/Ordering code 03.05.01.002
Collettore in acciaio Steel body	

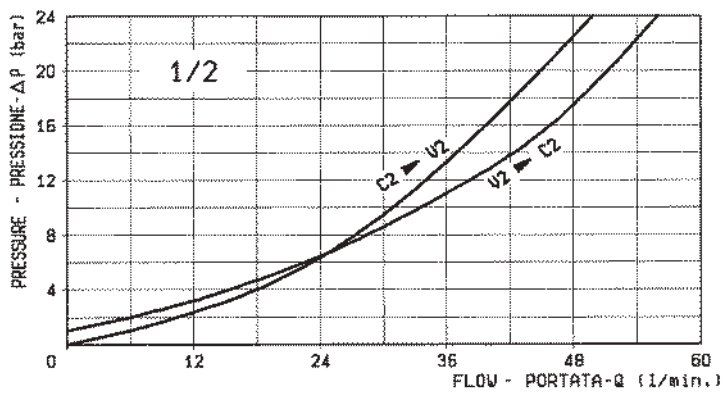

X	RAPPORTO DI PILOTAGGIO PILOT RATIO
03	4.2 : 1

Z	MOLLE / SPRINGS				
	Campo taratura min - max bar Adj. press. range bar	Incremento press. bar / giro vite Press. increase bar / turn	Taratura standard bar (Q = 5 l/min) Std. setting bar (Q = 5 l/min)	Cod. ordinazione Ordering code	Colore Colour
20	60-210	75	200	03.51.01.106	verde green
35	100-350	165	350	03.51.01.171	giallo yellow

Y	ATTACCHI / PORT SIZE	
	V1-V2-C1-C2	M
09	G 1/4	
02	G 3/8	
03	G 1/2	G 1/4

BILANCIAMENTO, SEMPLICE EFFETTO, SERIE “30”, VERSIONE “CC”
PILOT ASSISTED, “CC” TYPE, SERIES “30” OVERCENTRE

A-VBSO-SE-CC-30

08.43.96 - X - Y - Z

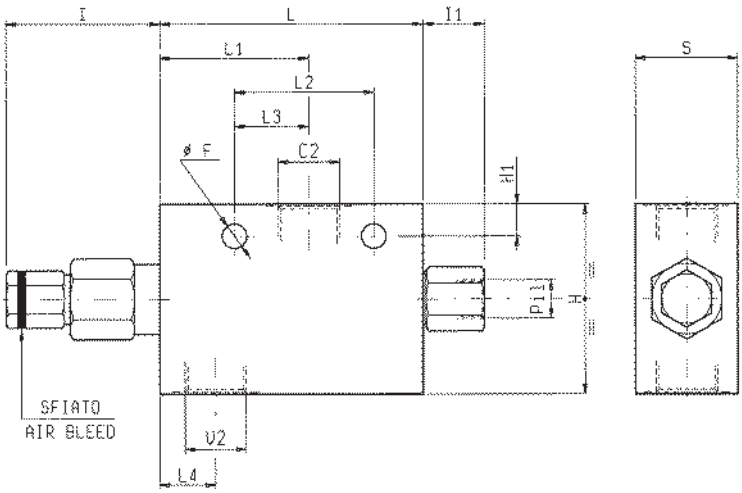

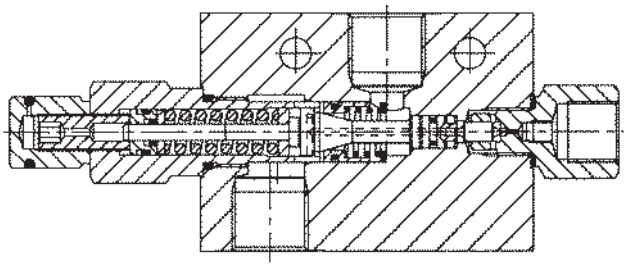

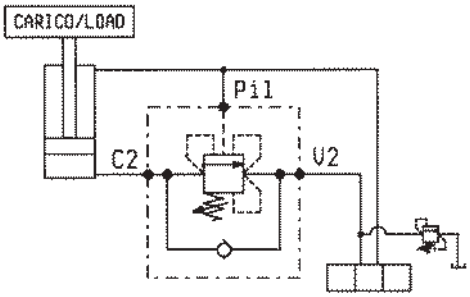

S	L4	L3	L2	L1	L	I1	I	H1	H	F						Y	Peso kg Weight kg
35	19	25.4	47.6	51	91	21	53	11	65	8.5						1/2	1.55
30	19	25.4	47.6	51	91	24	53	7	55	8.5						3/8	1.15
30	19	25.4	47.6	51	91	21	53	7	55	8.5						1/4	1.15

DATI TECNICI / TECHNICAL DATA

Pressione max. Max. pressure	350 bar
Portata max. vedi diagramma Flow see performance graph	
Taratura della valvola: almeno 1.3 volte superiore alla pressione indotta dal carico Pressure setting: at least 1.3 times the load induced pressure	
Cappellotto per piombatura Sealing Cap	Codice/Ordering code 03.05.01.002
Collettore in acciaio Steel body	

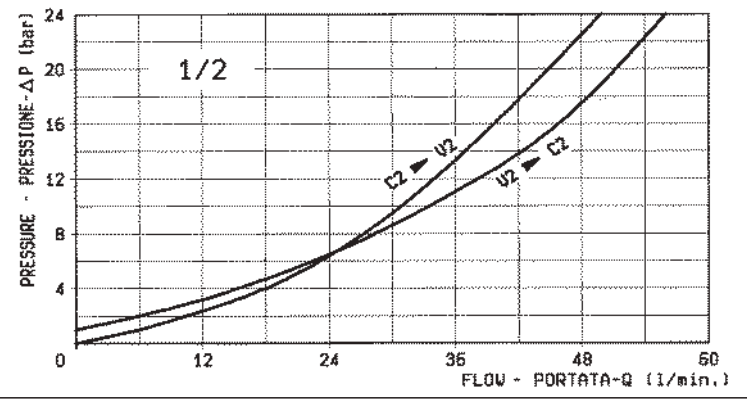

X	RAPPORTO DI PILOTAGGIO PILOT RATIO
03	4.2 : 1

Z	MOLLE / SPRINGS				
	Campo taratura min - max bar Adj. press. range bar	Incremento press. bar / giro vite Press. increase bar / turn	Taratura standard bar (Q = 5 l/min) Std. setting bar (Q = 5 l/min)	Cod. ordinazione Ordering code	Colore Colour
20	**60-210**	**75**	**200**	**03.51.01.106**	verde green
35	**100-350**	**165**	**350**	**03.51.01.171**	giallo yellow

Y	ATTACCHI / PORT SIZE	
	V1-V2-C1-C2	M
09	G 1/4	G 1/4
02	G 3/8	G 3/8
03	G 1/2	G 1/4

A-VBSOSE30-STR-PIL

08.47.72 - X - Y - Z

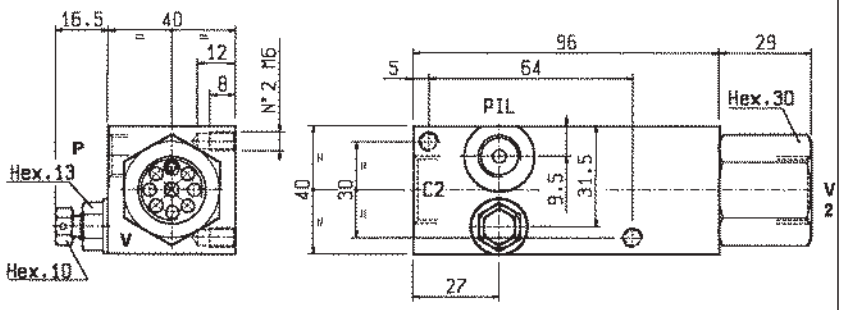

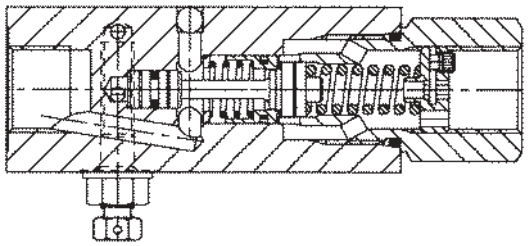

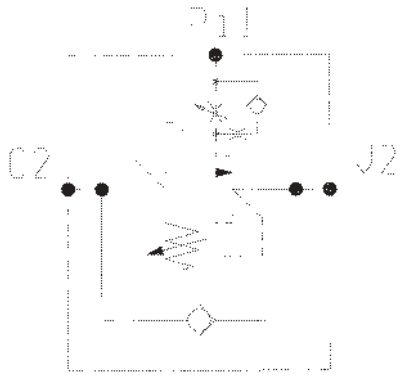

DATI TECNICI / TECHNICAL DATA

Pressione max. Max. pressure	320 bar
Portata max. Flow max.	80 l/min
Taratura della valvola: almeno 1.3 volte superiore alla pressione indotta dal carico Pressure setting: at least 1.3 times the load induced pressure	
Peso Weight	1.2 kg
Collettore in acciaio Steel body	

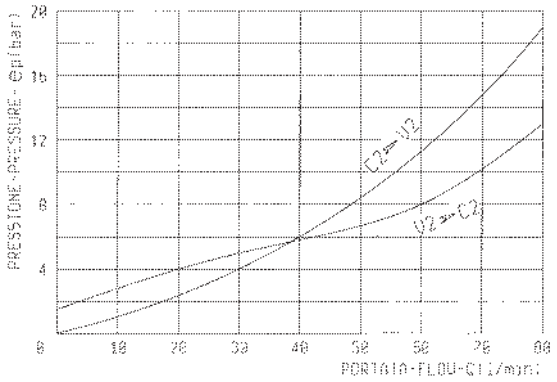

X	RAPPORTO DI PILOTAGGIO PILOT RATIO
03	4.2 : 1

Z	MOLLE / SPRINGS				
	Campo taratura min - max bar Adj. press. range bar	Incremento press. bar / giro vite Press. increase bar / turn	Taratura standard bar (Q = 5 l/min) Std. setting bar (made at 5 l/min)	Cod. ordinazione Ordering code	Colore Colour
20	**130-320**	**94**	**280**	**03.51.01.102**	verde green

Y	ATTACCHI / PORT SIZE	
	V2-C2	Pil
03	G 1/2	G 1/4

VBSO-SE-30-FCV

05.47.47 - X - Y - Z

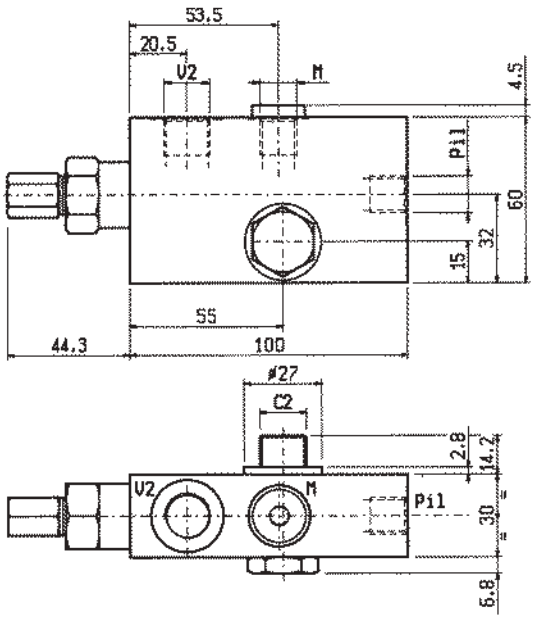

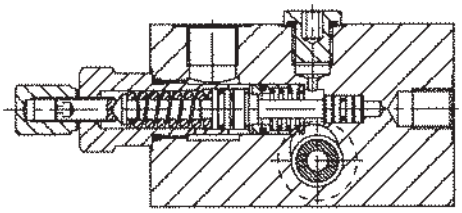

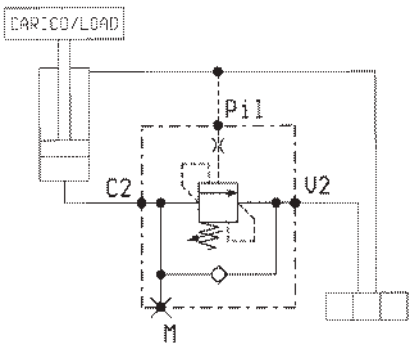

DATI TECNICI / TECHNICAL DATA

Pressione max. Max. pressure	350 bar
Portata max. Flow max.	30 l/min
Taratura della valvola: almeno 1.3 volte superiore alla pressione indotta dal carico Pressure setting: at least 1.3 times the load induced pressure	
Cappellotto per piombatura Sealing Cap	Codice/Ordering code 03.05.01.003
Peso Weight	0.7 kg

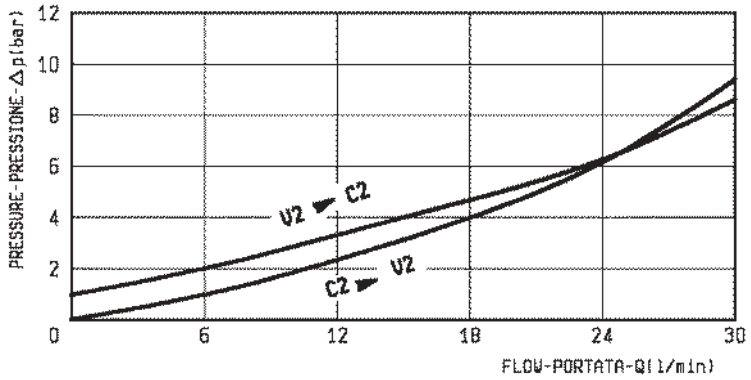

X	RAPPORTO DI PILOTAGGIO PILOT RATIO
03	4.2 : 1

Z	MOLLE / SPRINGS				
	Campo taratura min - max bar Adj. press. range bar	Incremento press. bar / giro vite Press. increase bar / turn	Taratura standard bar (Q = 5 l/min) Std. setting bar (made at 5 l/min)	Cod. ordinazione Ordering code	Colore Colour
35	**100-350**	**138**	**350**	**03.51.01.171**	giallo yellow

Y	ATTACCHI / PORT SIZE	
	V2-C2	Pil - M
02	G 3/8	G 1/4

BILANCIAMENTO, SEMPLICE EFFETTO, SERIE “30”, FLANGIABILI
PILOT ASSISTED, FLANGEABLE, SERIES “30” OVERCENTRE

A-VBSO-SE-30-FC2-PL

08.45.20 - X - Y - Z

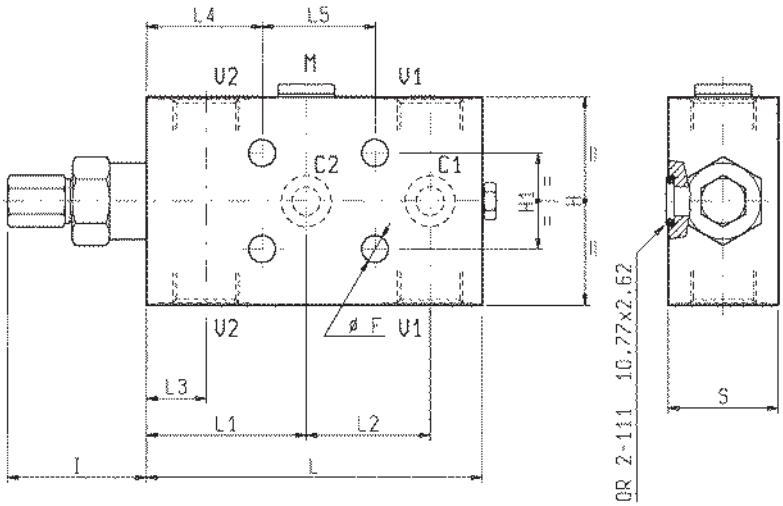

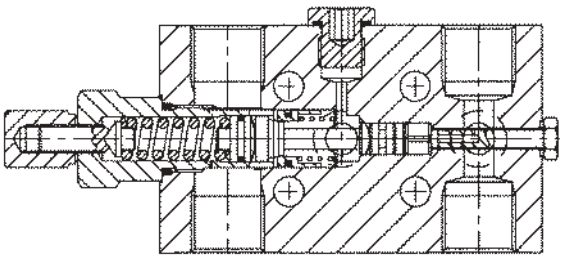

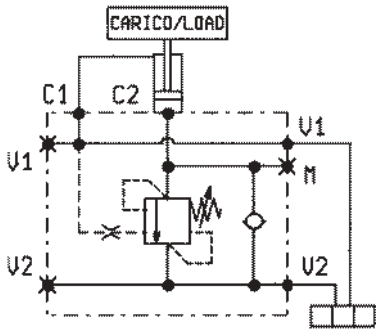

S	L5	L4	L3	L2	L1	L	I	H1	H	F						Y	Peso kg Weight kg
34.5	36	37	19.5	39	52	109	45	30	65	8.5						1/2	1.75
29.5	36	37	19.5	39	52	109	45	30	55	8.5						3/8	1.24
29.5	36	37	19.5	39	52	109	45	30	55	8.5						1/4	1.24

DATI TECNICI / TECHNICAL DATA

Coppia di serraggio Installation torque	50-55 Nm
Pressione max. Max. pressure	350 bar
Portata max. vedi diagramma Flow see performance graph	
Taratura della valvola: almeno 1.3 volte superiore alla pressione indotta dal carico Pressure setting: at least 1.3 times the load induced pressure	
Cappellotto per piombatura Sealing Cap	Codice/Ordering code 03.05.01.003
Collettore in acciaio Steel body	

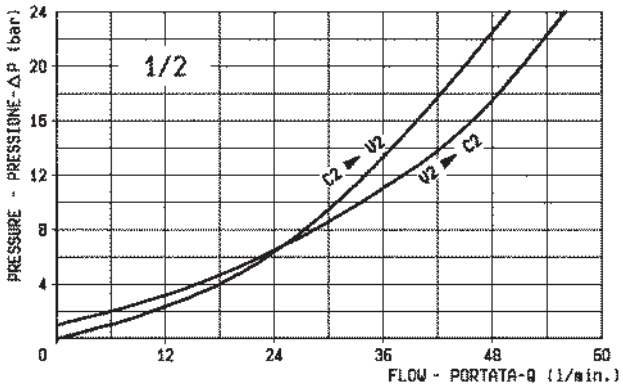

X	RAPPORTO DI PILOTAGGIO PILOT RATIO
03	4.2 : 1

Z	MOLLE / SPRINGS				
	Campo taratura min - max bar Adj. press. range bar	Incremento press. bar / giro vite Press. increase bar / turn	Taratura standard bar (Q = 5 l/min) Std. setting bar (Q = 5 l/min)	Cod. ordinazione Ordering code	Colore Colour
20	60-210	56	200	03.51.01.106	verde green
35	100-350	138	350	03.51.01.171	giallo yellow

Y	ATTACCHI / PORT SIZE		
	V1-V2	C1-C2	PIL
09	G 1/4	∅ 9	G 1/4
02	G 3/8	∅ 9	G 1/4
03	G 1/2	∅ 9	G 1/4

BILANCIAMENTO, SEMPLICE EFFETTO, SERIE “30”, FLANGIABILI
PILOT ASSISTED, FLANGEABLE, SERIES “30” OVERCENTRE

A-VBSO-SE-30-FC1-PL

08.45.18 - X - Y - Z

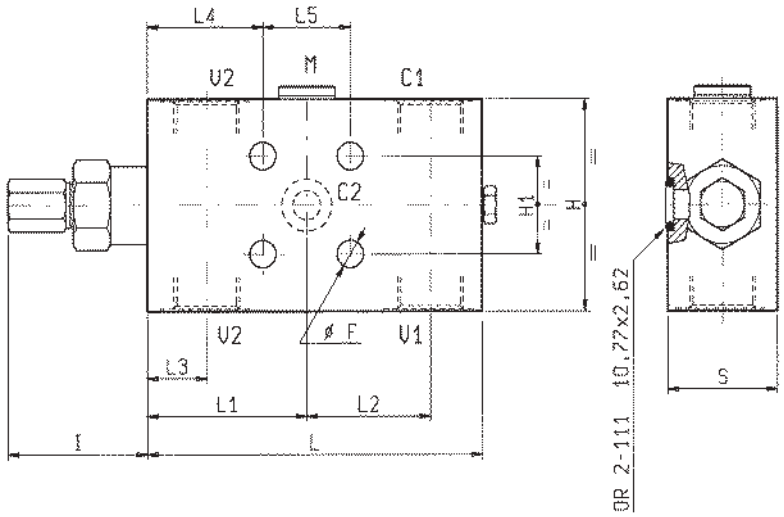

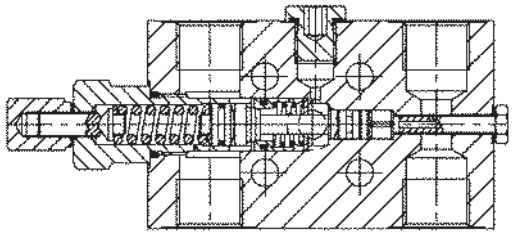

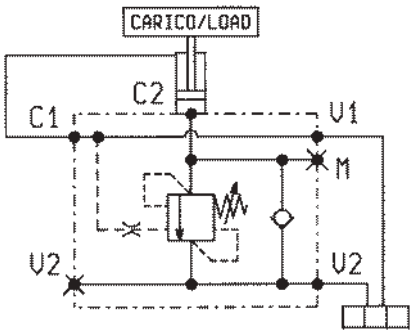

S	L5	L4	L3	L2	L1	L	I	H1	H	F						Y	Peso kg Weight kg
34.5	30	37	19.5	39	52	109	45	30	65	8.5						1/2	1.77
29.5	30	37	19.5	39	52	109	45	30	55	8.5						3/8	1.26
29.5	30	37	19.5	39	52	109	45	30	55	8.5						1/4	1.26

DATI TECNICI / TECHNICAL DATA

Pressione max. Max. pressure	350 bar
Portata max. vedi diagramma Flow see performance graph	
Taratura della valvola: almeno 1.3 volte superiore alla pressione indotta dal carico Pressure setting: at least 1.3 times the load induced pressure	
Cappellotto per piombatura Sealing Cap	Codice/Ordering code 03.05.01.003
Collettore in acciaio Steel body	

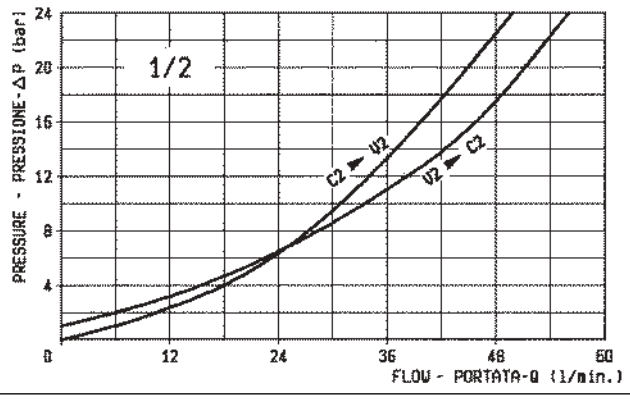

X	RAPPORTO DI PILOTAGGIO PILOT RATIO
03	4.2 : 1

Z	MOLLE / SPRINGS				
	Campo taratura min - max bar Adj. press. range bar	Incremento press. bar / giro vite Press. increase bar / turn	Taratura standard bar (Q = 5 l/min) Std. setting bar (Q = 5 l/min)	Cod. ordinazione Ordering code	Colore Colour
20	60-210	56	200	03.51.01.106	verde green
35	100-350	138	350	03.51.01.171	giallo yellow

Y	ATTACCHI / PORT SIZE		
	V1-V2-C1	C2	PIL
09	G 1/4	∅ 9	G 1/4
02	G 3/8	∅ 9	G 1/4
03	G 1/2	∅ 9	G 1/4

A-VBSO-SE-30-PL

08.45.16 - X - Y - Z

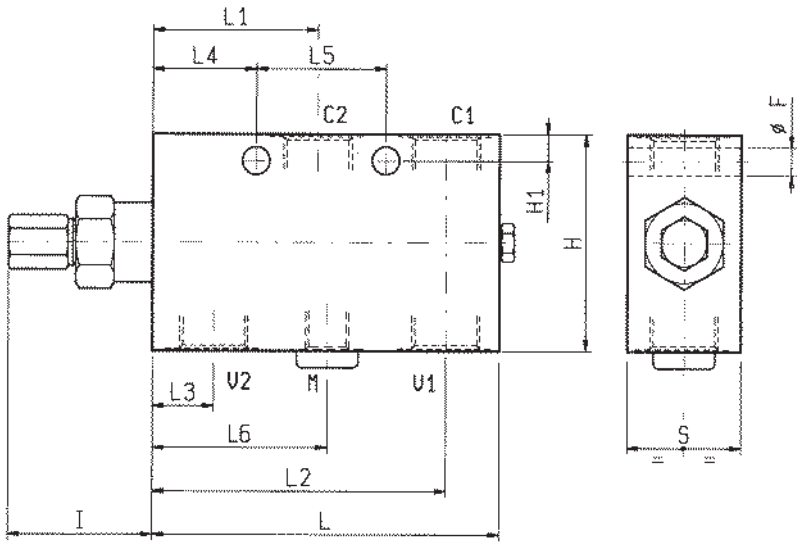

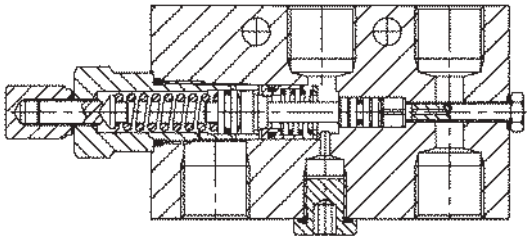

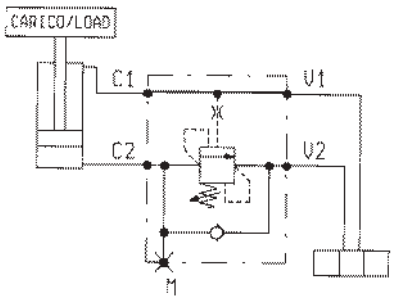

DATI TECNICI / TECHNICAL DATA

Pressione max. Max. pressure	350 bar
Portata max. vedi diagramma Flow see performance graph	
Taratura della valvola: almeno 1.3 volte superiore alla pressione indotta dal carico Pressure setting: at least 1.3 times the load induced pressure	
Cappellotto per piombatura Sealing Cap	Codice/Ordering code 03.05.01.003
Collettore in acciaio Steel body	

S	L6	L5	L4	L3	L2	L1	L	I	H1	H	F					Y	Peso kg Weight kg
35	54	40	32	19.5	91	52	109	45	8	65	8.5					1/2	1.81
30	–	40	32	19.5	91	52	109	45	8	55	8.5					3/8	1.30
30	–	40	32	19.5	91	52	109	45	8	55	8.5					1/4	1.30

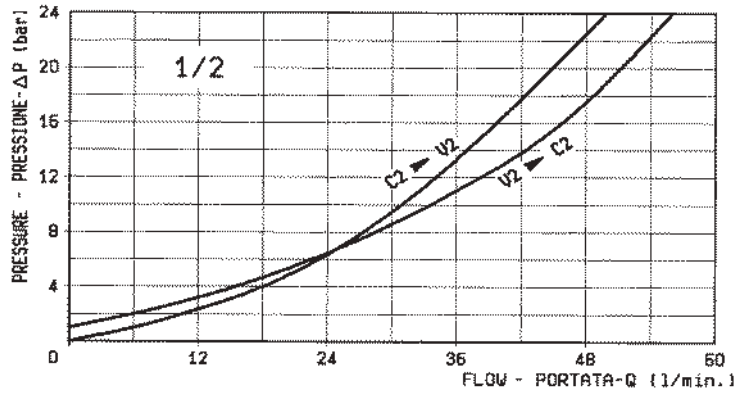

X	RAPPORTO DI PILOTAGGIO PILOT RATIO
03	4.2 : 1

Z	MOLLE / SPRINGS				
	Campo taratura min - max bar Adj. press. range bar	Incremento press. bar / giro vite Press. increase bar / turn	Taratura standard bar (Q = 5 l/min) Std. setting bar (Q = 5 l/min)	Cod. ordinazione Ordering code	Colore Colour
20	60-210	56	200	03.51.01.106	verde green
35	100-350	138	350	03.51.01.171	giallo yellow

Y	ATTACCHI / PORT SIZE	
	V1-V2-C1-C2	M
09	G 1/4	
02	G 3/8	
03	G 1/2	G 1/4

BILANCIAMENTO, SEMPLICE EFFETTO, SERIE “30”, FLANGIABILI
PILOT ASSISTED, FLANGEABLE, SERIES “30” OVERCENTRE

A-VBSO-SE-30-FC1

08.41.02 - X - Y - Z

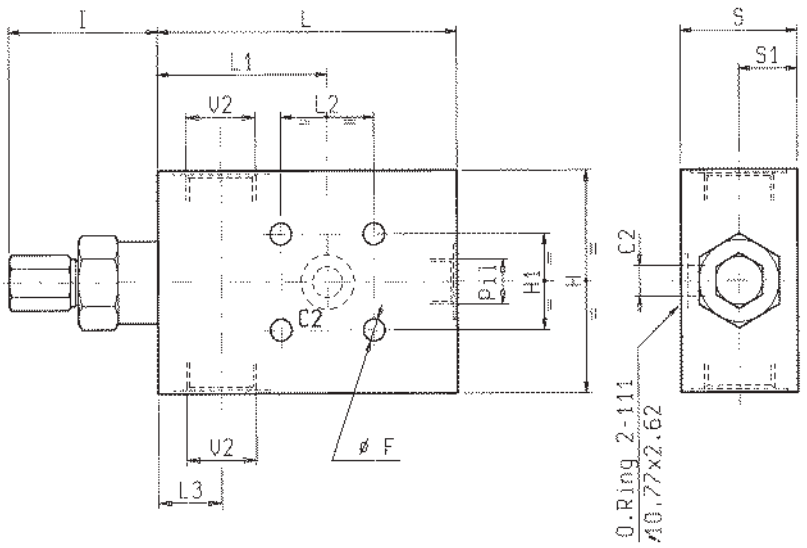

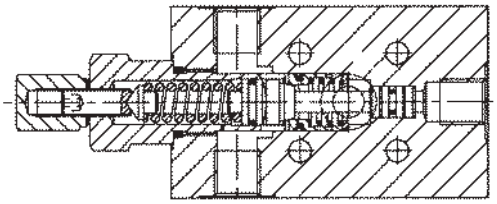

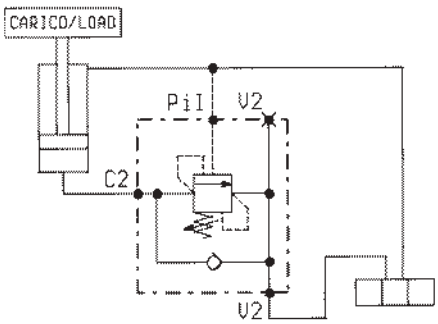

DATI TECNICI / TECHNICAL DATA

Pressione max. Max. pressure	350 bar
Portata max. vedi diagramma Flow see performance graph	
Taratura della valvola: almeno 1.3 volte superiore alla pressione indotta dal carico Pressure setting: at least 1.3 times the load induced pressure	
Cappellotto per piombatura Sealing Cap	Codice/Ordering code 03.05.01.003
Collettore in acciaio Steel body	

S	S1	L3	L2	L1	L	I	H1	H	F							Y	Peso kg Weight kg
29.5	15	19	28	51	91	45	28	55	6.5							3/8	1.05
29.5	15	19	28	51	91	45	28	55	6.5							1/4	1.05

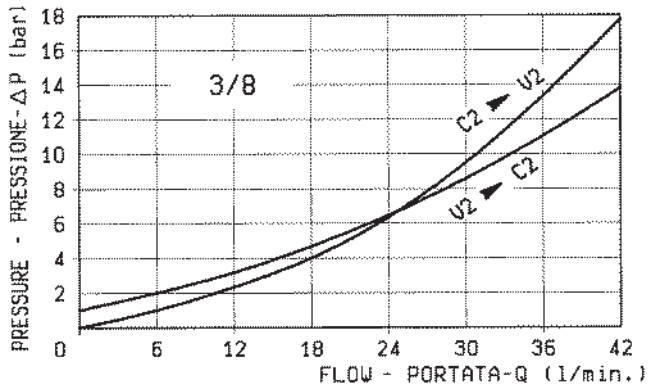

X	RAPPORTO DI PILOTAGGIO PILOT RATIO
03	4.2 : 1

Z	MOLLE / SPRINGS				
	Campo taratura min - max bar Adj. press. range bar	Incremento press. bar / giro vite Press. increase bar / turn	Taratura standard bar (Q = 5 l/min) Std. setting bar (Q = 5 l/min)	Cod. ordinazione Ordering code	Colore Colour
20	60-210	56	200	03.51.01.106	verde green
35	100-350	138	350	03.51.01.171	giallo yellow

Y	ATTACCHI / PORT SIZE		
	V2	C2	PIL
09	G 1/4	∅ 9	G 1/4
02	G 3/8	∅ 9	G 3/8

A-VBSO-SE-30

08.41.01 - X - Y - Z

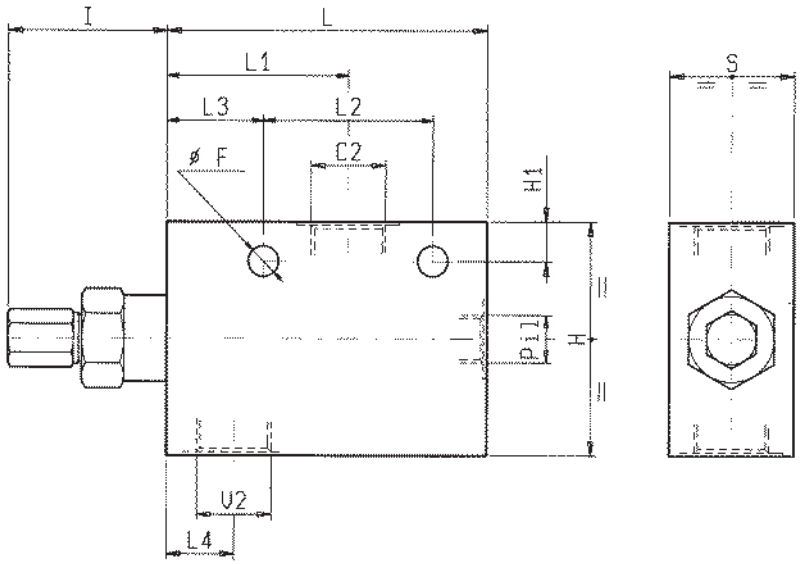

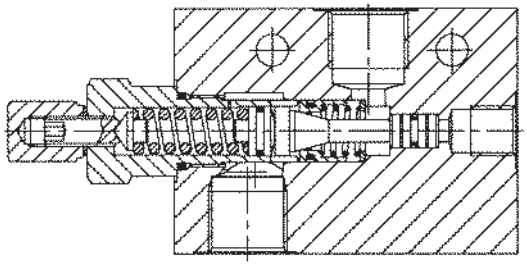

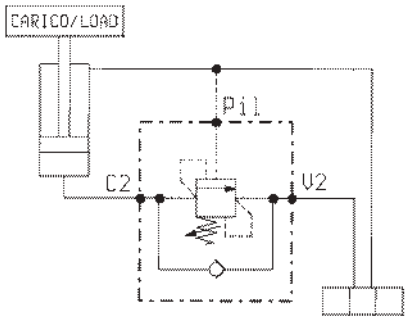

DATI TECNICI / TECHNICAL DATA

Pressione max. Max. pressure	350 bar
Portata max. vedi diagramma Flow see performance graph	
Taratura della valvola: almeno 1.3 volte superiore alla pressione indotta dal carico Pressure setting: at least 1.3 times the load induced pressure	
Cappellotto per piombatura Sealing Cap	Codice/Ordering code 03.05.01.003
Collettore in acciaio Steel body	

S	L4	L3	L2	L1	L	I	H1	H	F							Y	Peso kg Weight kg
35	19	25.6	47.6	51	91	45	11	65	8.5							1/2	1.49
30	19	25.6	47.6	51	91	45	7	55	8.5							3/8	1.08
30	19	25.6	47.6	51	91	45	7	55	8.5							1/4	1.13

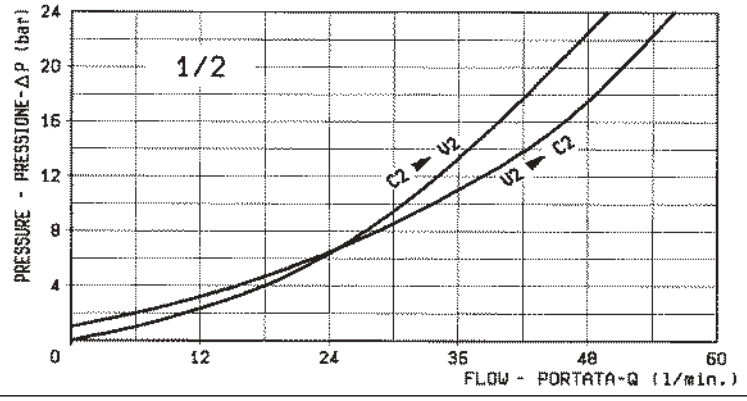

X	RAPPORTO DI PILOTAGGIO PILOT RATIO
03	4.2 : 1

Z	MOLLE / SPRINGS				
	Campo taratura min - max bar Adj. press. range bar	Incremento press. bar / giro vite Press. increase bar / turn	Taratura standard bar (Q = 5 l/min) Std. setting bar (Q = 5 l/min)	Cod. ordinazione Ordering code	Colore Colour
20	60-210	56	200	03.51.01.106	verde green
35	100-350	138	350	03.51.01.171	giallo yellow

Y	ATTACCHI / PORT SIZE	
	V2-C2	PIL
09	G 1/4	G 1/4
02	G 3/8	G 3/8
03	G 1/2	G 1/4

A-VBSO-DE-CC-30-CSL

08.44.04 - X - Y - Z

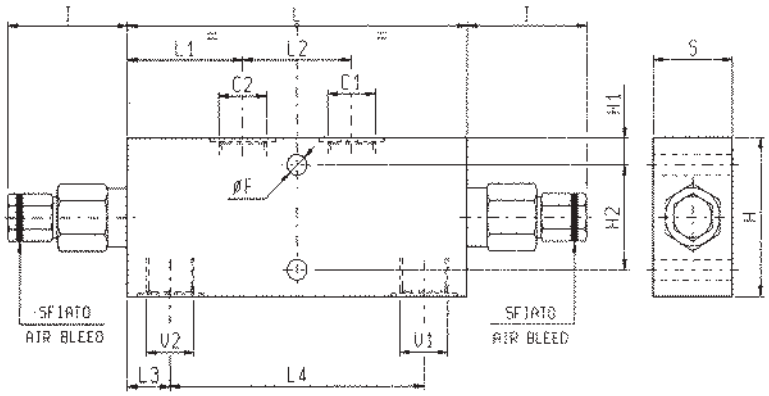

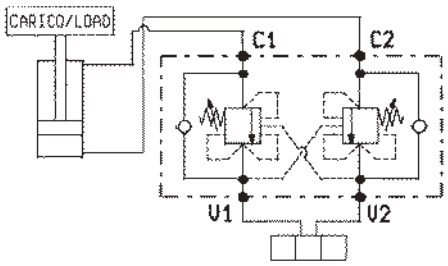

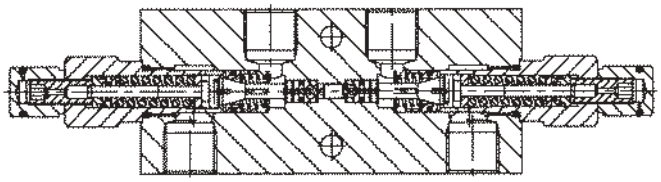

S	H2	H1	H	I	L4	L3	L2	L1	L	F						Y	Peso kg Weight kg
30	38	8.5	55	53	112	19.5	48	51.5	151	8.5						3/8	2.5
35	43	11	65	53	112	19.5	48	51.5	151	8.5						1/2	2.9

DATI TECNICI / TECHNICAL DATA

Pressione max. Max. pressure	350 bar
Portata max. vedi diagramma Flow see performance graph	
Taratura della valvola: almeno 1.3 volte superiore alla pressione indotta dal carico Pressure setting: at least 1.3 times the load induced pressure	
Cappellotto per piombatura Sealing Cap	Codice/Ordering code 03.05.01.002
Collettore in acciaio Steel body	

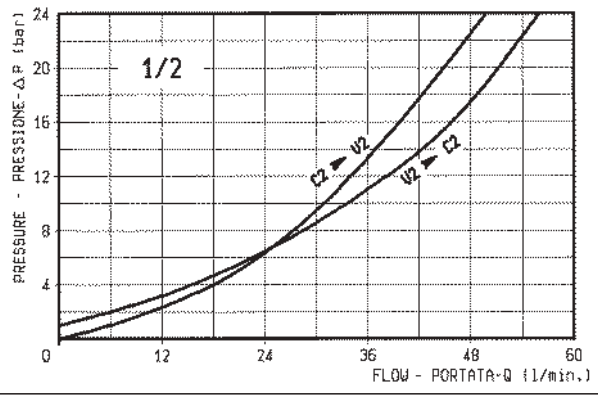

X	RAPPORTO DI PILOTAGGIO PILOT RATIO
03	4.2 : 1

Z	MOLLE / SPRINGS				
	Campo taratura min - max bar Adj. press. range bar	Incremento press. bar / giro vite Press. increase bar / turn	Taratura standard bar (Q = 5 l/min) Std. setting bar (made at = 5 l/min)	Cod. ordinazione Ordering code	Colore Colour
20	60-210	75	200	03.51.01.106	verde green
35	100-350	165	350	03.51.01.171	giallo yellow

Y	ATTACCHI / PORT SIZE
	V1-V2-C1-C2
02	G 3/8
03	G 1/2

BILANCIAMENTO, DOPPIO EFFETTO, PER CIRCUITI RIGENERATIVI, ESCLUSIONE AUTOMATICA

OVERCENTRE FOR PRESSURE SENSITIVE REGENERATIVE CIRCUITS

VBSO-DE-REA-AD0 | **07.06.2051**

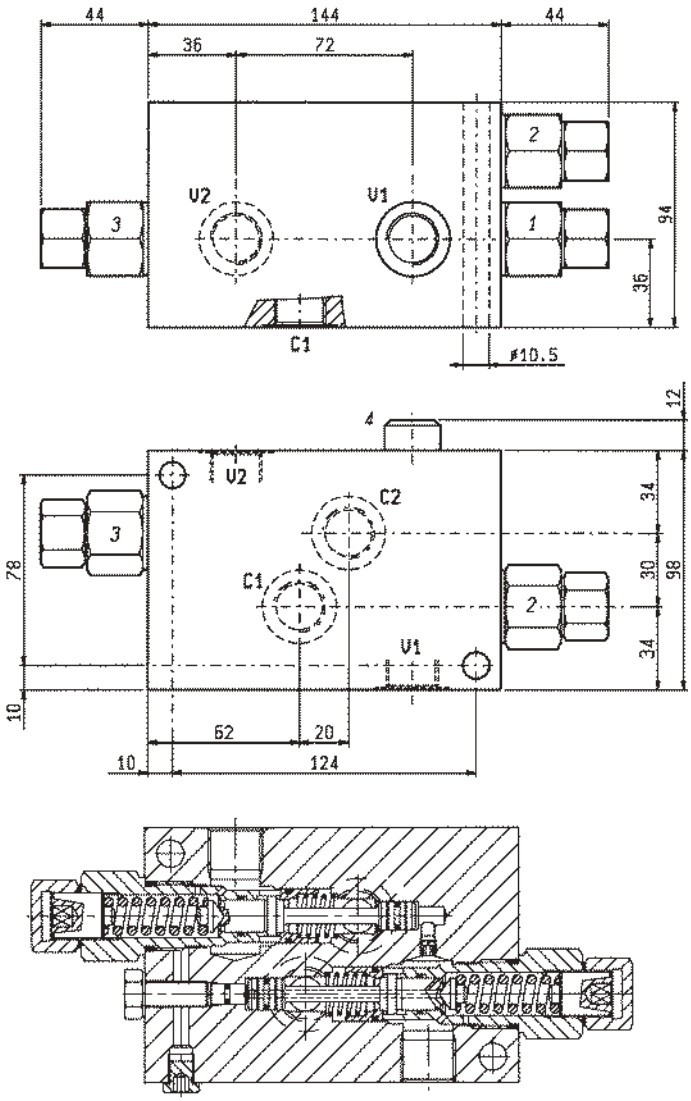

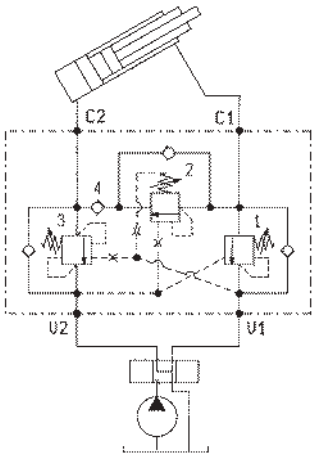

DATI TECNICI / TECHNICAL DATA

Pressione max. Max. pressure	350 bar
Portata max. vedi diagramma Flow see performance graph	

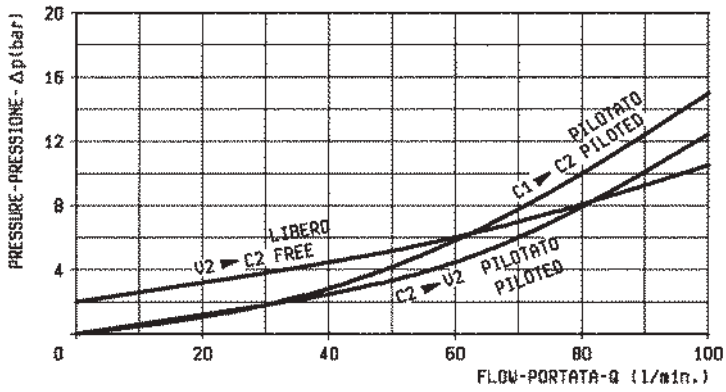

Valvola n° Valve no.	Campo taratura min - max bar Adj. press. range bar	Incremento press. bar / giro vite Press. increase bar / turn	Taratura standard bar (Q = 5 l/min) Std. setting bar (made at = 5 l/min)	Rapporto di pilotaggio Pilot ratio
1	50-200	52	180	–
2	100-350	110	350	4 : 1
3	100-350	110	350	4 : 1

	ATTACCHI / PORT SIZE
	V1-V2-C1-C2
	G 1/2

VBSO-DE-CCAP-33-FC2-PL

05.44.31 - X - Y - Z

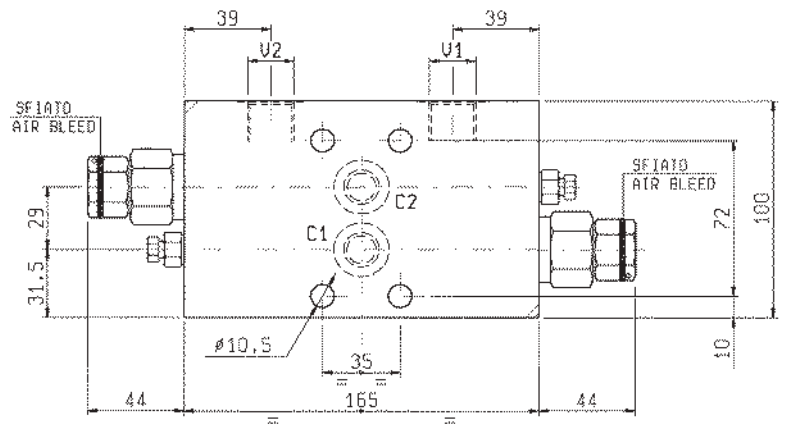

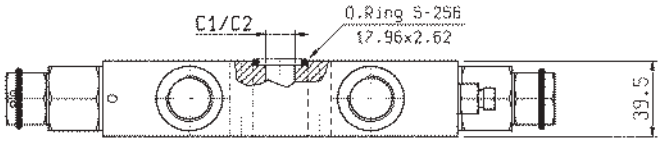

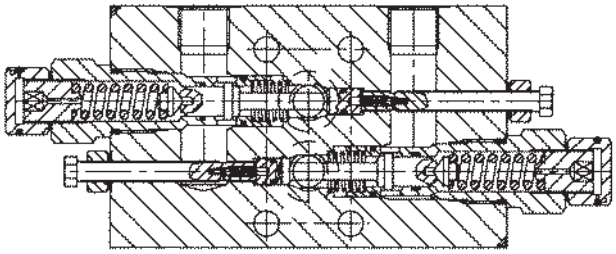

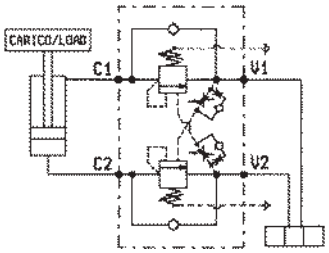

DATI TECNICI / TECHNICAL DATA

Pressione max. Max. pressure	350 bar
Portata max. Flow max.	150 l/min
Taratura della valvola: almeno 1.3 volte superiore alla pressione indotta dal carico Pressure setting: at least 1.3 times the load induced pressure	
Peso Weight	2.8 kg

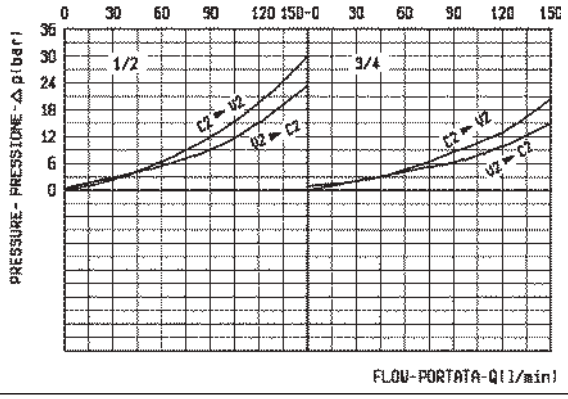

X	RAPPORTO DI PILOTAGGIO PILOT RATIO
65	8 : 1

Z	MOLLE / SPRINGS				
	Campo taratura min - max bar Adj. press. range bar	Incremento press. bar / giro vite Press. increase bar / turn	Taratura standard bar (Q = 5 l/min) Std. setting bar (made at = 5 l/min)	Cod. ordinazione Ordering code	Colore Colour
35	**100-350**	**110**	**350**	**03.51.01.184**	giallo yellow

Y	ATTACCHI / PORT SIZE	
	V1-V2	C1-C2
03	G 1/2	∅ 13
04	G 3/4	∅ 13

VBSO-DE-33-FC2-PL

05.44.33 - X - Y - Z

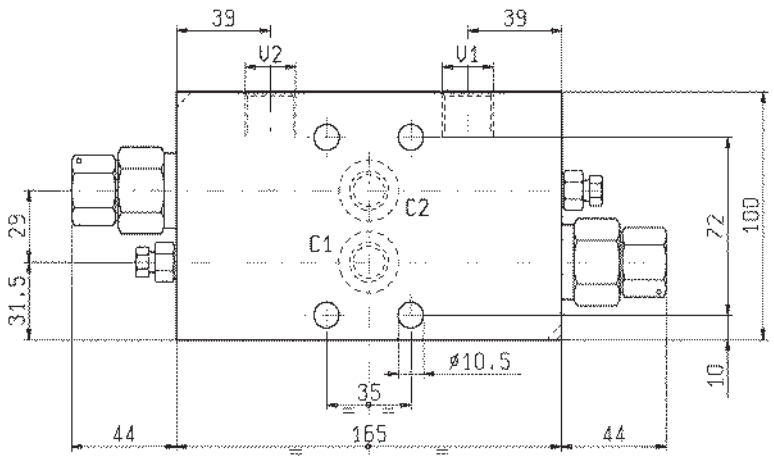

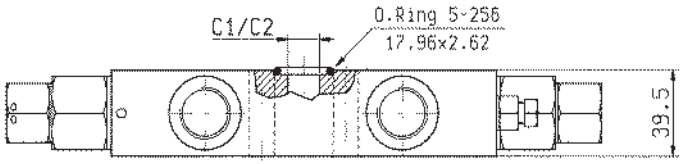

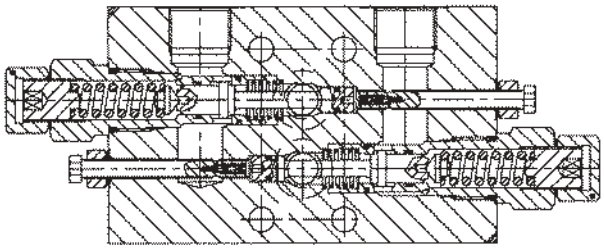

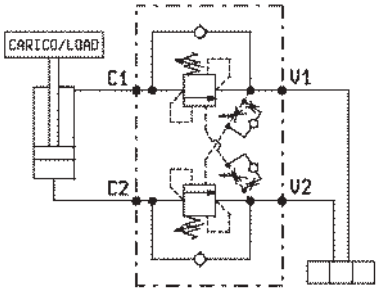

DATI TECNICI / TECHNICAL DATA

Pressione max. Max. pressure	350 bar
Portata max. Flow max.	150 l/min

Taratura della valvola: almeno 1.3 volte superiore alla pressione indotta dal carico

Pressure setting: at least 1.3 times the load induced pressure

Peso Weight	2.8 kg

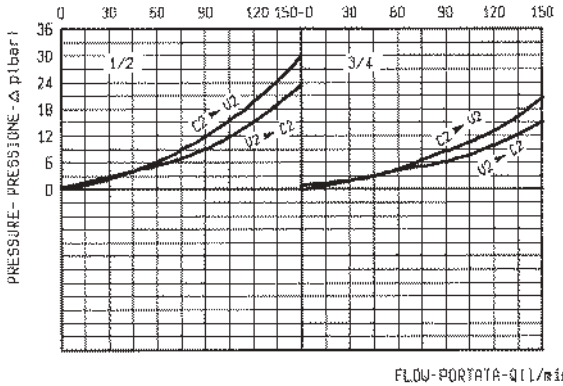

X	RAPPORTO DI PILOTAGGIO PILOT RATIO
13	4 : 1

Z	MOLLE / SPRINGS				
	Campo taratura min - max bar Adj. press. range bar	Incremento press. bar / giro vite Press. increase bar / turn	Taratura standard bar (Q = 5 l/min) Std. setting bar (made at = 5 l/min)	Cod. ordinazione Ordering code	Colore Colour
35	**100-350**	**110**	**350**	**03.51.01.184**	giallo yellow

Y	ATTACCHI / PORT SIZE	
	V1-V2	C1-C2
03	G 1/2	∅ 13
04	G 3/4	∅ 13

A-VBC-33-SX

08.49.25.03.04.40.00.0

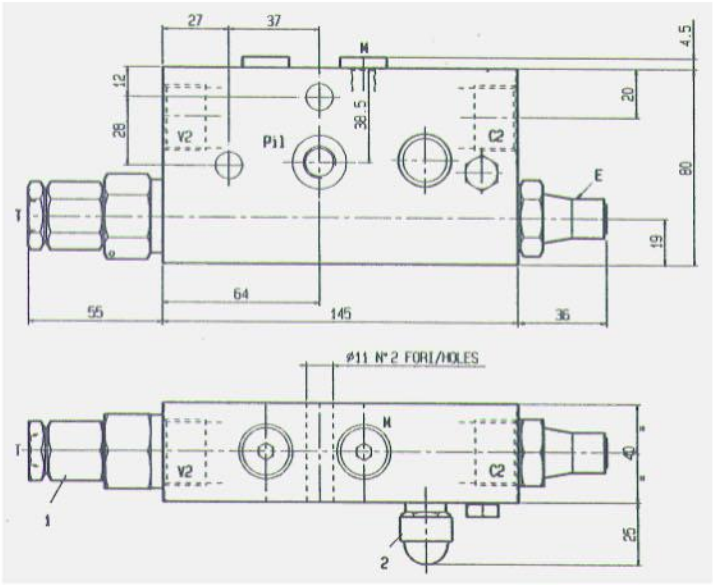

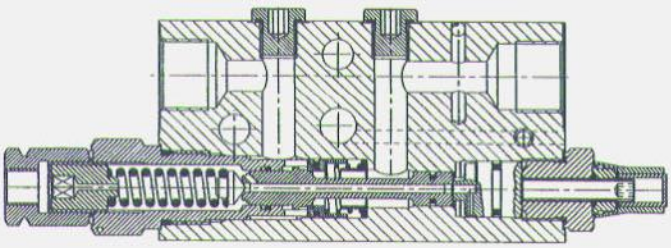

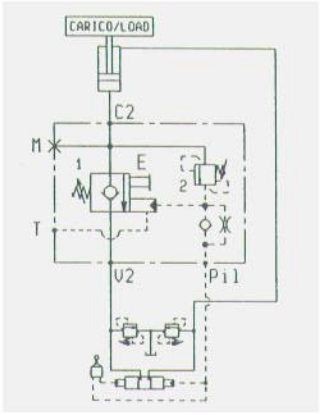

DATI TECNICI / TECHNICAL DATA

Pressione di lavoro max. Max. working pressure	400 bar
Portata max. Flow max.	150 l/min
Peso Weight	3.4 kg

Valvole espressamente progettate per pilotaggio con manipolatori e per applicazioni come "protezione contro rottura tubo" su cilindri di bracci ESCAVATORI (Norma ISO 8643).

This valve is especially designed for remote control opening and for use as "hose burst protection" on boom and dipper cylinders of EXCAVATORS (ISO Standard 8643).

Collettore in acciaio
Steel body

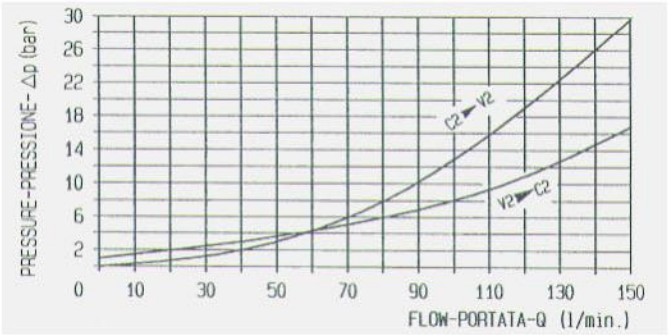

MOLLE / SPRINGS

	Campo taratura min - max bar Adj. press. range bar	Incremento press. bar / giro vite Press. increase bar / turn	Taratura standard inizio apertura bar Std. cracking pressure setting bar	Cod. ordinazione Ordering code	Colore Colour
1	7-19.5	3.5	7.5	03.51.01.287	Verde green
2	200-400	215	350	03.51.01.124	giallo yellow

ATTACCHI / PORT SIZE

	V2-C2	E-Pil-T
	G ¾	G 1/4

A-VBC-33-DX

08.49.24.03.04.40.00.0

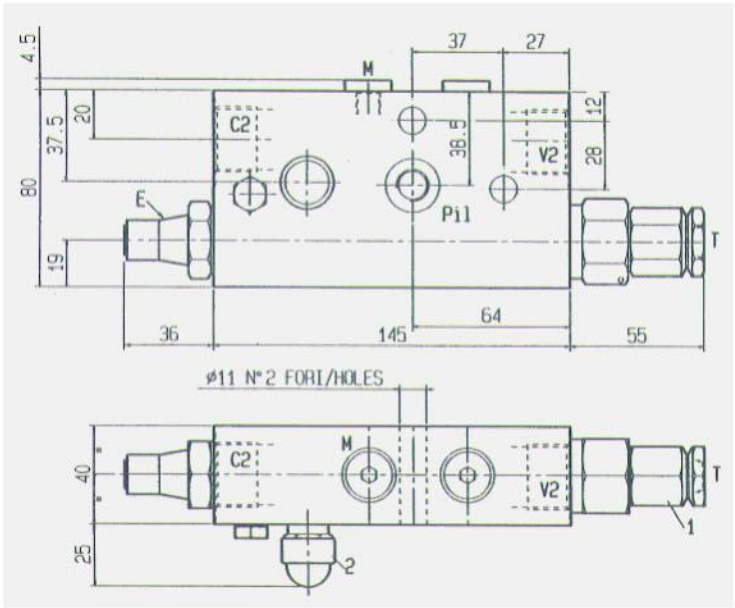

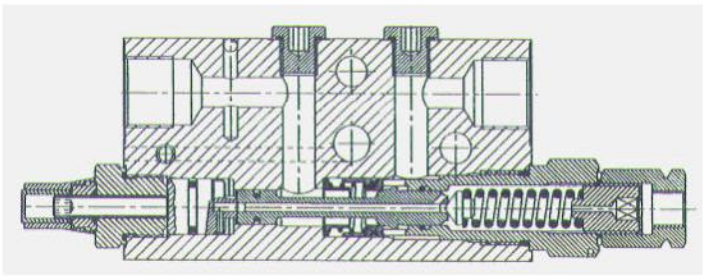

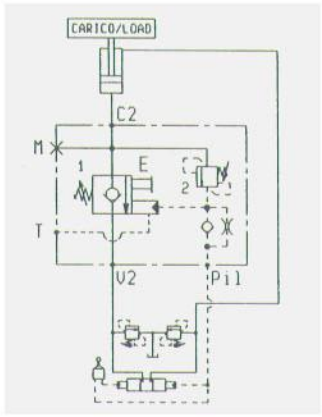

DATI TECNICI / TECHNICAL DATA

Pressione di lavoro max. Max. working pressure	400 bar
Portata max. Flow max.	150 l/min
Peso Weight	3.4 kg

Valvole espressamente progettate per pilotaggio con manipolatori e per applicazioni come "protezione contro rottura tubo" su cilindri di bracci ESCAVATORI (Norma ISO 8643).

This valve is especially designed for remote control opening and for use as "hose burst protection" on boom and dipper cylinders of EXCAVATORS (ISO Standard 8643).

Collettore in acciaio
Steel body

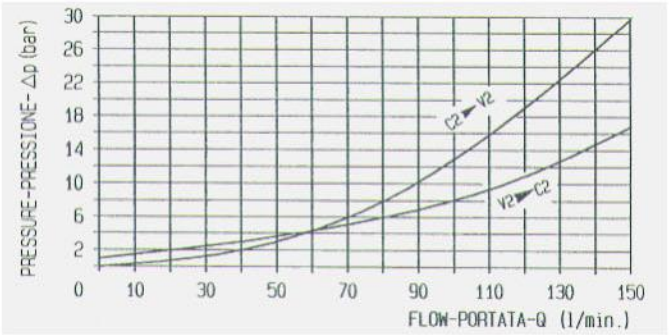

MOLLE / SPRINGS

	Campo taratura min - max bar Adj. press. range bar	Incremento press. bar / giro vite Press. increase bar / turn	Taratura standard inizio apertura bar Std. cracking pressure setting bar	Cod. ordinazione Ordering code	Colore Colour
1	7-19.5	3.5	7.5	03.51.01.287	Verde green
2	200-400	215	350	03.51.01.124	giallo yellow

ATTACCHI / PORT SIZE

	V2-C2	E-Pil-T
	G ¾	G 1/4

BLOCCO E CONTROLLO DISCESA, SERIE "33"
SERIES "33", LOAD HOLDING AND LOWERING PILOT OPERATED

A-VBC-90-DX

08.47.97.00.03.40.00.0

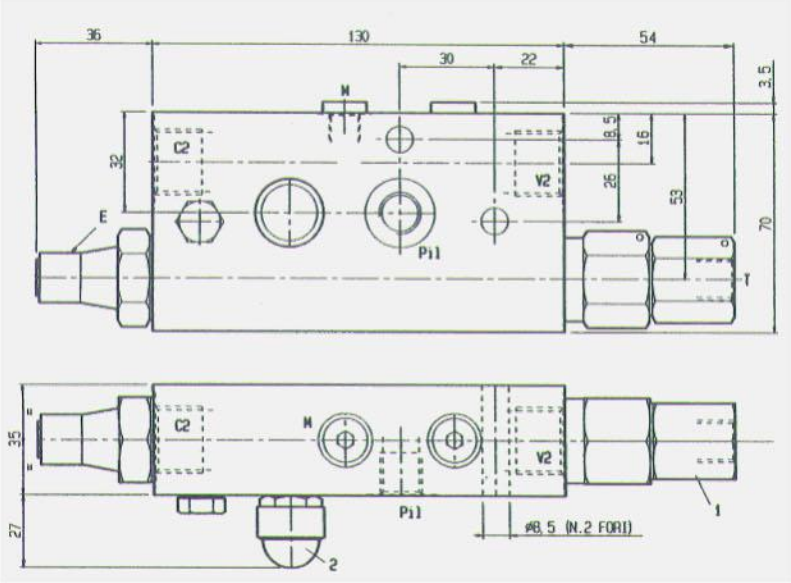

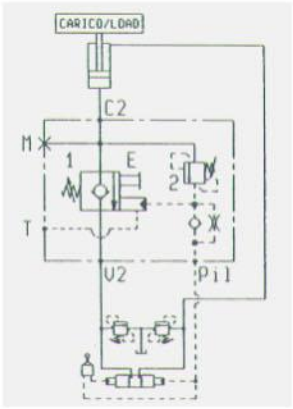

DATI TECNICI / TECHNICAL DATA

Pressione di lavoro max. Max. working pressure	400 bar
Portata max. Flow max.	100 l/min
Peso Weight	2.5 kg

Valvole espressamente progettate per pilotaggio con manipolatori e per applicazioni come "protezione contro rottura tubo" su cilindri di bracci ESCAVATORI (Norma ISO 8643).

This valve is especially designed for remote control opening and for use as "hose burst protection" on boom and dipper cylinders of EXCAVATORS (ISO Standard 8643).

Collettore in acciaio
Steel body

	MOLLE / SPRINGS				
	Campo taratura min - max bar Adj. press. range bar	Incremento press. bar / giro vite Press. increase bar / turn	Taratura standard inizio apertura bar Std. cracking pressure setting bar	Cod. ordinazione Ordering code	Colore Colour
1	3-15	4	7.5	03.51.01.075	verde green
2	200-400	215	350	03.51.01.124	Giallo yellow

	ATTACCHI / PORT SIZE	
	V2-C2	E-Pil-T
	G ½	G 1/4

A-VBC-33-FC

08.49.26.03.63.40.000

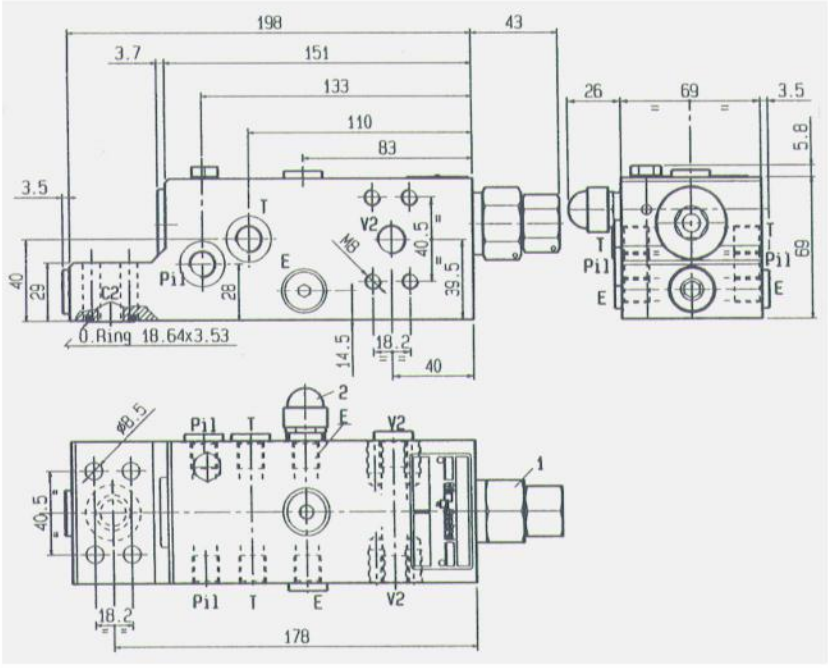

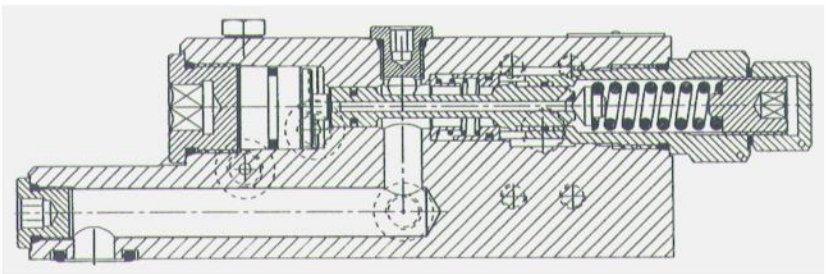

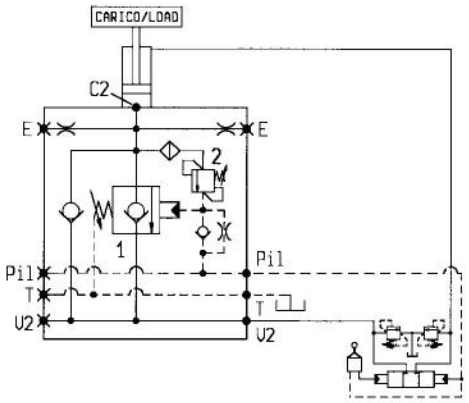

DATI TECNICI / TECHNICAL DATA

Pressione di lavoro max. Max. working pressure	400 bar
Portata max. Flow max.	150 l/min
Peso Weight	6 kg

Valvole espressamente progettate per pilotaggio con manipolatori e per applicazioni come "protezione contro rottura tubo" su cilindri di bracci ESCAVATORI (Norma ISO 8643).

This valve is especially designed for remote control opening and for use as "hose burst protection" on boom and dipper cylinders of EXCAVATORS (ISO Standard 8643).

Collettore in acciaio

Steel body

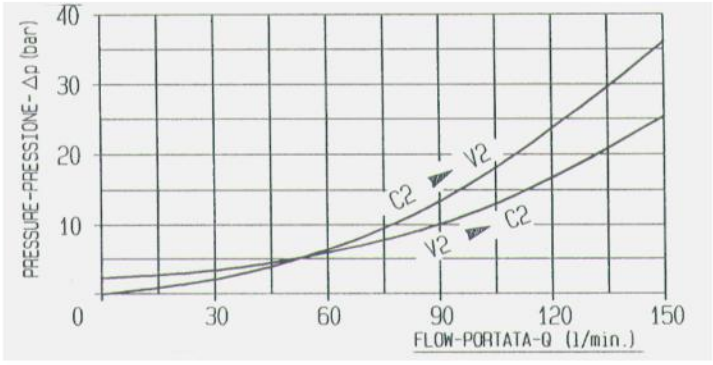

MOLLE / SPRINGS

	Campo taratura min - max bar Adj. press. range bar	Incremento press. bar / giro vite Press. increase bar / turn	Taratura standard inizio apertura bar Std. cracking pressure setting bar	Cod. ordinazione Ordering code	Colore Colour
1	3-15	4.9	7.5	03.51.01.184	Giallo yellow
2	200-400	215	350	03.51.01.124	Giallo yellow

ATTACCHI / PORT SIZE

	V2-C2	E-Pil-T
	½ SAE 6000	G 1/4

BLOCCO E CONTROLLO DISCESA, SERIE “33”
SERIES “33”, LOAD HOLDING AND LOWERING PILOT OPERATED

A-VBC-33-FC

08.47.84.03 - Y - Z

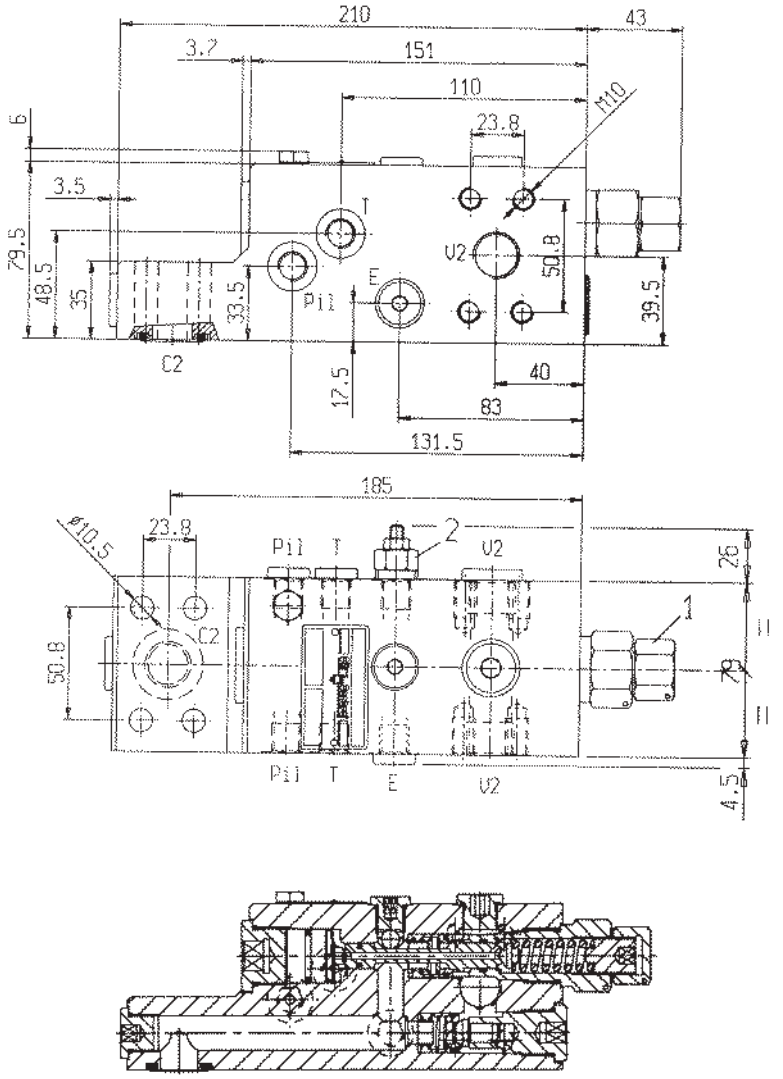

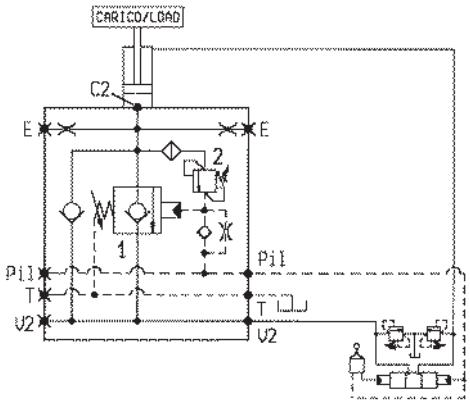

DATI TECNICI / TECHNICAL DATA

Pressione di lavoro max. Max. working pressure	600 bar
Portata max. Flow max.	250 l/min
Peso Weight	8 kg

Valvole espressamente progettate per pilotaggio con manipolatori e per applicazioni come “protezione contro rottura tubo” su cilindri di bracci ESCAVATORI (Norma ISO 8643).

This valve is especially designed for remote control opening and for use as “hose burst protection” on boom and dipper cylinders of EXCAVATORS (ISO Standard 8643).

Collettore in acciaio

Steel body

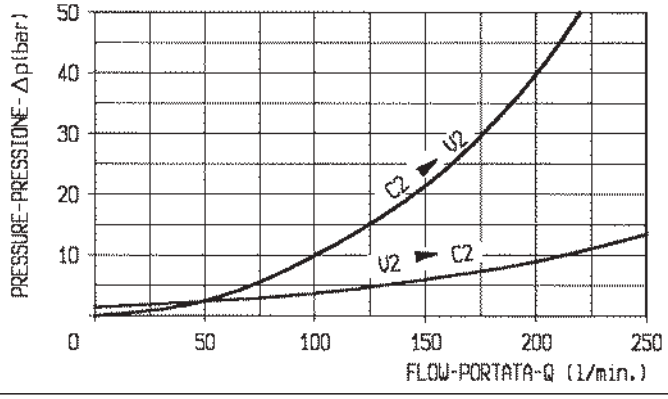

Z		MOLLE / SPRINGS				
		Campo taratura min - max bar Adj. press. range bar	Incremento press. bar / giro vite Press. increase bar / turn	Taratura standard inizio apertura bar Std. cracking pressure setting bar	Cod. ordinazione Ordering code	Colore Colour
60	1	3-15	4.9	7.5	03.51.01.184	
	2	200-600	336	350	03.51.01.124	

Y	ATTACCHI / PORT SIZE	
	V2-C2	E-Pil-T
72	3/4 SAE 6000	G 1/4

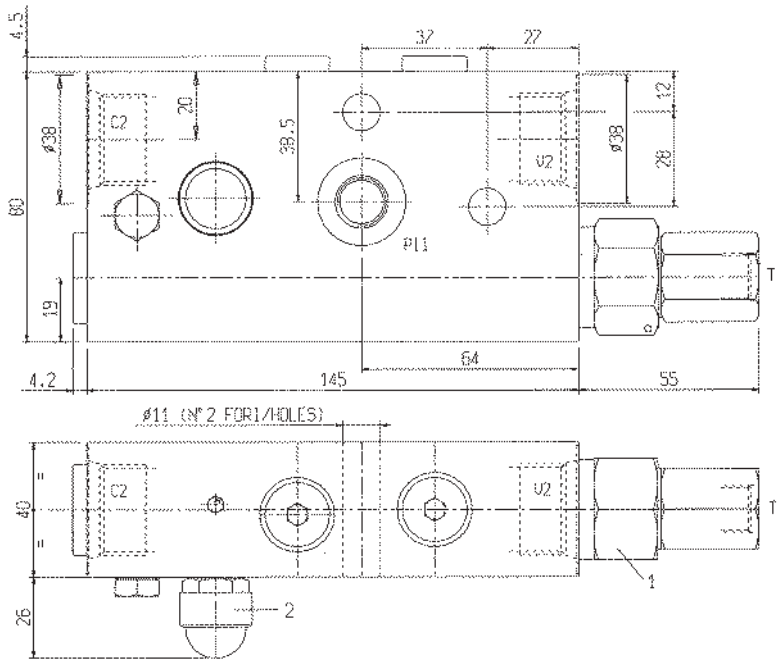

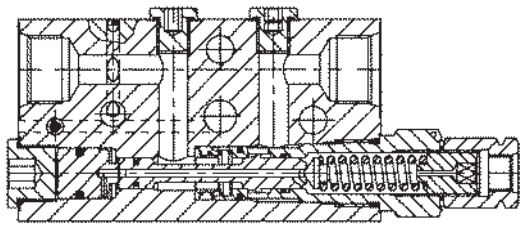

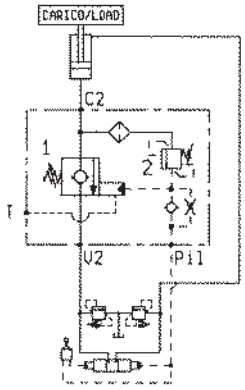

DATI TECNICI / TECHNICAL DATA

Pressione di lavoro max. Max. working pressure	400 bar
Portata max. Flow max.	150 l/min
Peso Weight	3.4 kg
Collettore in acciaio Steel body	

Valvole espressamente progettate per pilotaggio con manipolatori e per applicazioni come “protezione contro rottura tubo” su cilindri di bracci ESCAVATORI (Norma ISO 8643).

This valve is especially designed for remote control opening and for use as “hose burst protection” on boom and dipper cylinders of EXCAVATORS (ISO Standard 8643).

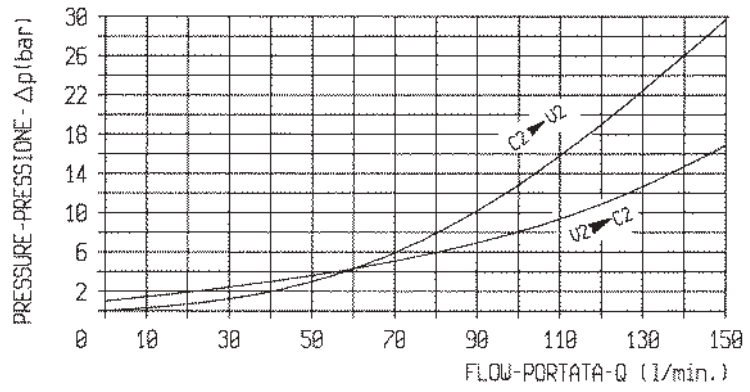

Z		MOLLE / SPRINGS				
		Campo taratura min - max bar Adj. press. range bar	Incremento press. bar / giro vite Press. increase bar / turn	Taratura standard inizio apertura bar Std. cracking pressure setting bar	Cod. ordinazione Ordering code	Colore Colour
40	1	7-19.5	3.5	11	03.51.01.287	verde green
	2	200-400	215	350	03.51.01.124	giallo yellow

Y	ATTACCHI / PORT SIZE	
	V2 - C2	Pil - T
57	1 1/16-12 UN-2B	9/16-18 UNF-2B

BILANCIAMENTO, SEMPLICE EFFETTO, SERIE “33”, VERSIONE “CCAP”

PILOT ASSISTED, “CCAP” TYPE, SERIES “33” OVERCENTRE

A-VBSO-SE-CCAP-33-EXT | **08.49.01 - X - Y - Z**

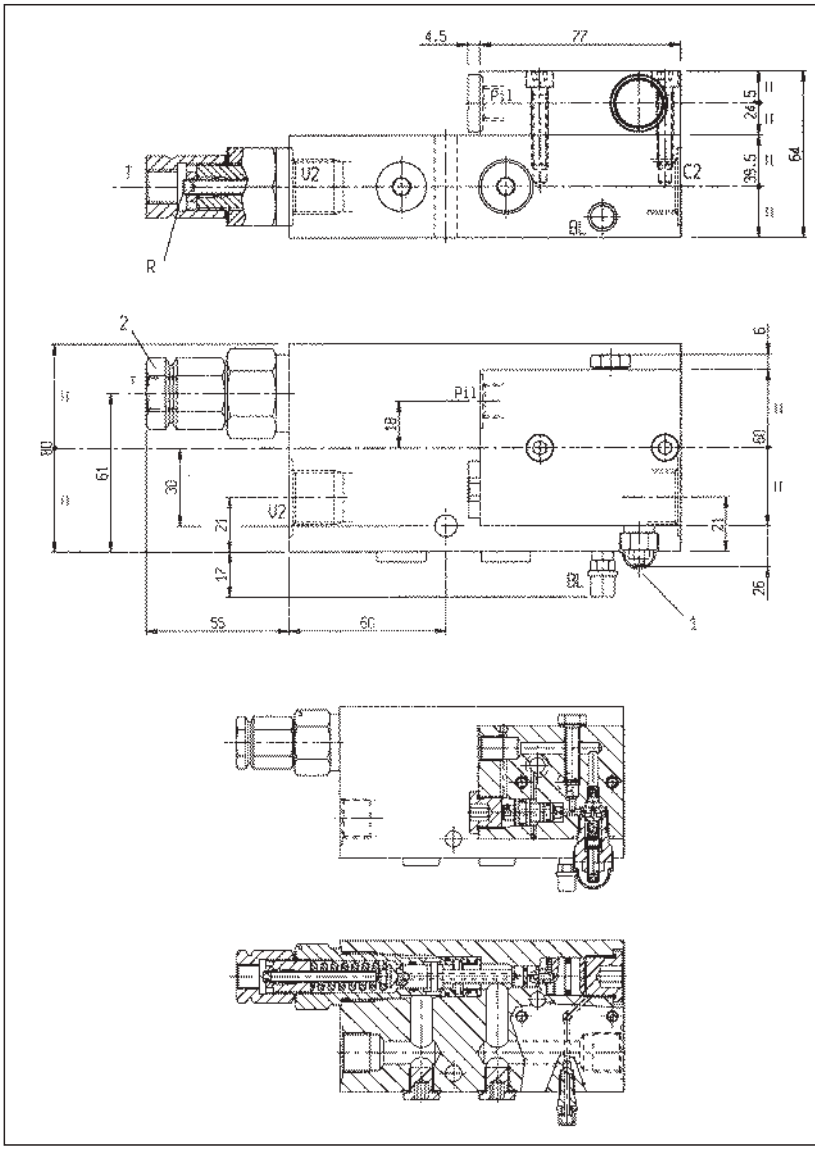

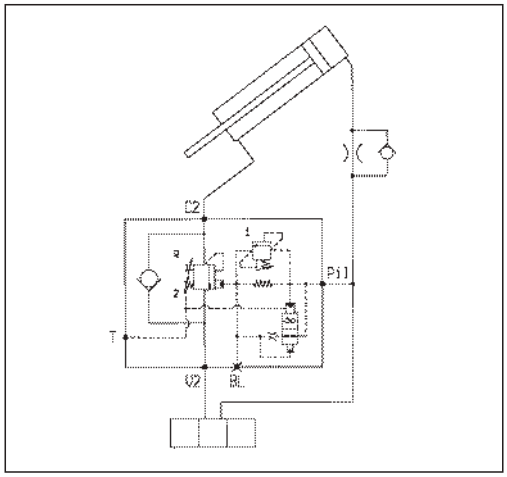

DATI TECNICI / TECHNICAL DATA

Pressione di lavoro max. Max. working pressure	350 bar
Portata max. Flow max.	150 l/min
Peso Weight	4 kg

Taratura della valvola: almeno 1.3 volte superiore alla pressione indotta dal carico

Pressure setting: at least 1.3 times the load induced pressure

La massima portata d’olio in discesa può essere limitata mediante la vite “R”.

The maximum lowering flow is adjustable through “R” screw.

Collettore in acciaio

Steel body

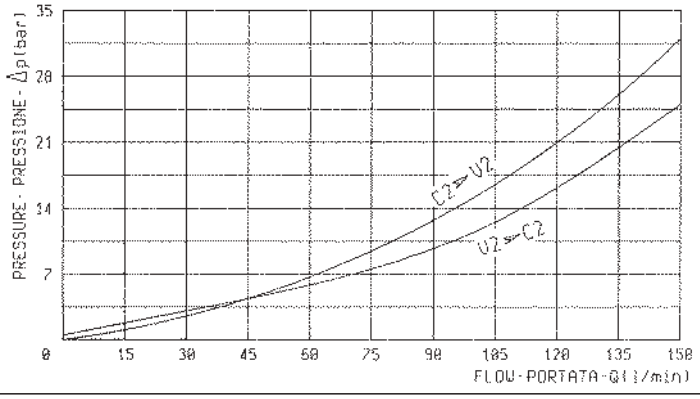

X	RAPPORTO DI PILOTAGGIO PILOT RATIO
03	13 : 1

Z		MOLLE / SPRINGS Campo taratura min - max bar Adj. press. range bar	Incremento press. bar / giro vite Press. increase bar / turn	Taratura standard bar (Q = 5 l/min) Std. setting bar (made at 5 l/min)	Cod. ordinazione Ordering code	Colore Colour
35	**1**	**100-210**	**97**	**140**	**03.51.01.314**	verde green
	2	**100-350**	**110**	**290**	**03.51.01.184**	giallo yellow

Y	ATTACCHI / PORT SIZE V2-C2	Pil-T
03	G 1/2	G 1/4

BILANCIAMENTO, SEMPLICE EFFETTO, SERIE "33", VERSIONE "CCAP", FLANGIABILI

PILOT ASSISTED, "CCAP" TYPE, FLANGEABLE, SERIES "33" OVERCENTRE

A-VBSO-SE-CCAP-33-FC1-PL

08.45.88 - X - Y - Z

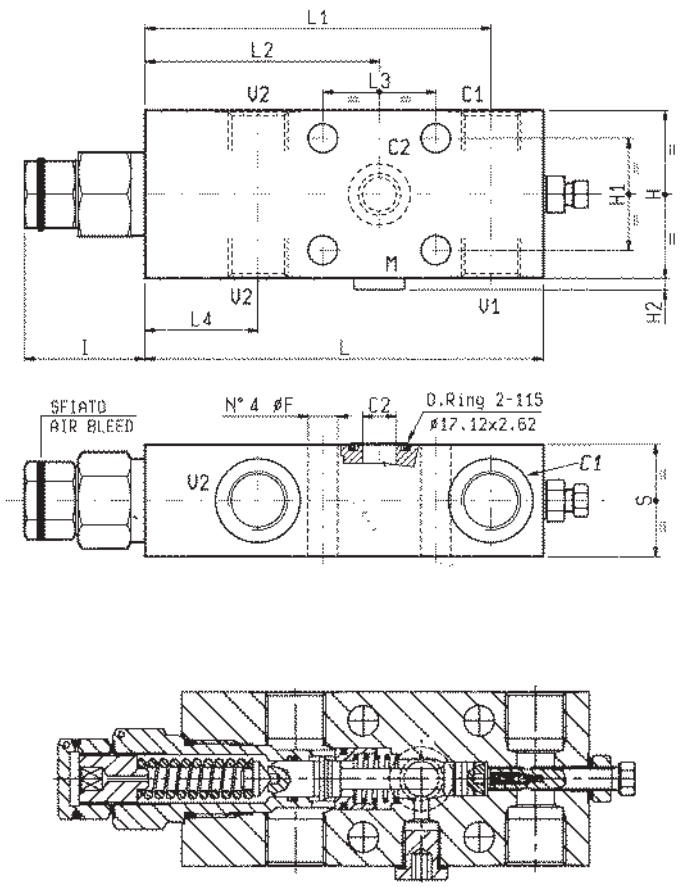

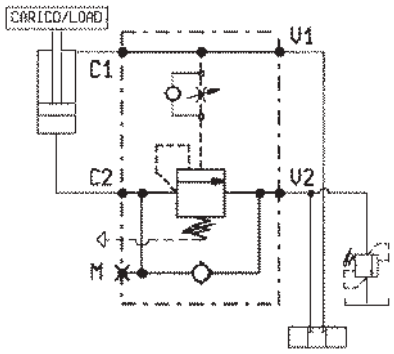

S	L4	L3	L2	L1	L	I	H2	H1	H	F						Y	Peso kg Weight kg
39.5	39	40	82.5	122.5	141	43	4	40	60	10.5						1/2	2.3
39.5	40	40	83	126	147	43	4	40	80	10.5						3/4	3

DATI TECNICI / TECHNICAL DATA

Pressione max. Max. pressure	350 bar
Portata max. vedi diagramma Flow see performance graph	
Taratura della valvola: almeno 1.3 volte superiore alla pressione indotta dal carico Pressure setting: at least 1.3 times the load induced pressure	
Collettore in acciaio Steel body	

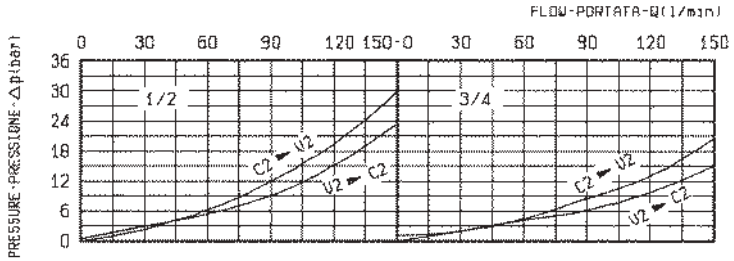

X	RAPPORTO DI PILOTAGGIO PILOT RATIO
13	4 : 1
15	8 : 1

Z		MOLLE / SPRINGS Campo taratura min - max bar Adj. press. range bar	Incremento press. bar / giro vite Press. increase bar / turn	Taratura standard bar (Q = 5 l/min) Std. setting bar (made at 5 l/min)	Cod. ordinazione Ordering code	Colore Colour
35	R.8:1	150-350	84	350	03.51.01.021	
	R.4:1	100-350	110	350	03.51.01.184	giallo yellow

Y	ATTACCHI / PORT SIZE V1-V2-C1	C2	M
03	G 1/2	∅ 12	G 1/4
04	G 3/4	∅ 12	G 1/4

BILANCIAMENTO, SEMPLICE EFFETTO, SERIE "33", VERSIONE "CCAP", FLANGIABILI

PILOT ASSISTED, "CCAP" TYPE, FLANGEABLE, SERIES "33" OVERCENTRE

A-VBSO-SE-CCAP-33-FC1-PL

08.45.88 - X - Y - Z

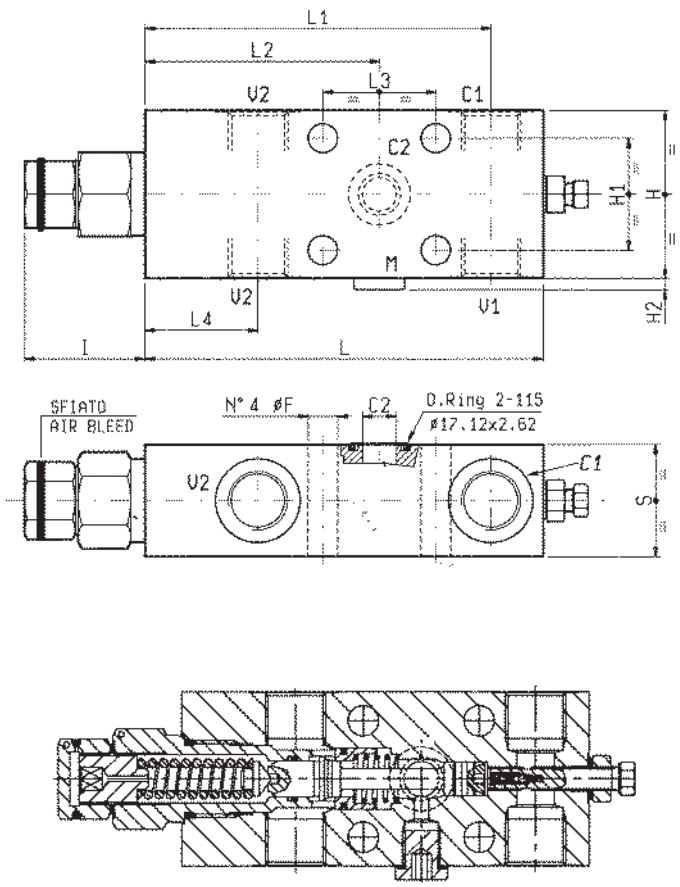

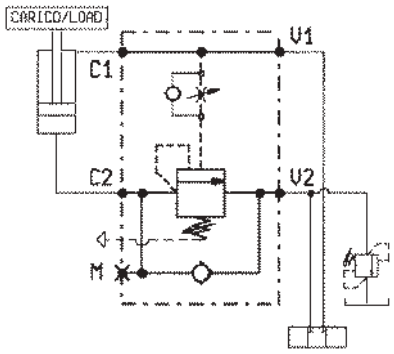

S	L4	L3	L2	L1	L	I	H2	H1	H	F						Y	Peso kg Weight kg
39.5	39	40	82.5	122.5	141	43	4	40	60	10.5						1/2	2.3
39.5	40	40	83	126	147	43	4	40	80	10.5						3/4	3

DATI TECNICI / TECHNICAL DATA

Pressione max. Max. pressure	350 bar
Portata max. vedi diagramma Flow see performance graph	
Taratura della valvola: almeno 1.3 volte superiore alla pressione indotta dal carico Pressure setting: at least 1.3 times the load induced pressure	
Collettore in acciaio Steel body	

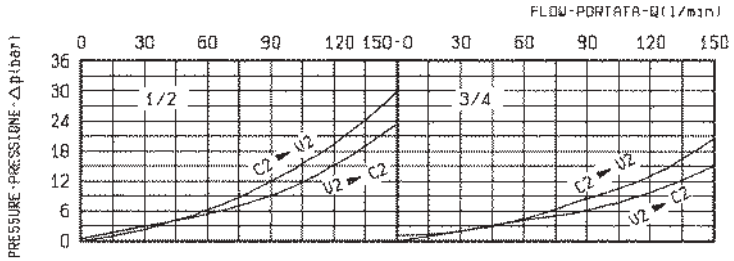

X	RAPPORTO DI PILOTAGGIO PILOT RATIO
13	4 : 1
15	8 : 1

Z		MOLLE / SPRINGS Campo taratura min - max bar Adj. press. range bar	Incremento press. bar / giro vite Press. increase bar / turn	Taratura standard bar (Q = 5 l/min) Std. setting bar (made at 5 l/min)	Cod. ordinazione Ordering code	Colore Colour
35	R.8:1	150-350	84	350	03.51.01.021	
	R.4:1	100-350	110	350	03.51.01.184	giallo yellow

Y	ATTACCHI / PORT SIZE V1-V2-C1	C2	M
03	G 1/2	∅ 12	G 1/4
04	G 3/4	∅ 12	G 1/4

BILANCIAMENTO, SEMPLICE EFFETTO, SERIE “33”, VERSIONE “CCAP”
PILOT ASSISTED, “CCAP” TYPE, SERIES “33” OVERCENTRE

A-VBSO-SE-CCAP-33-PL

08.45.86 - X - Y - Z

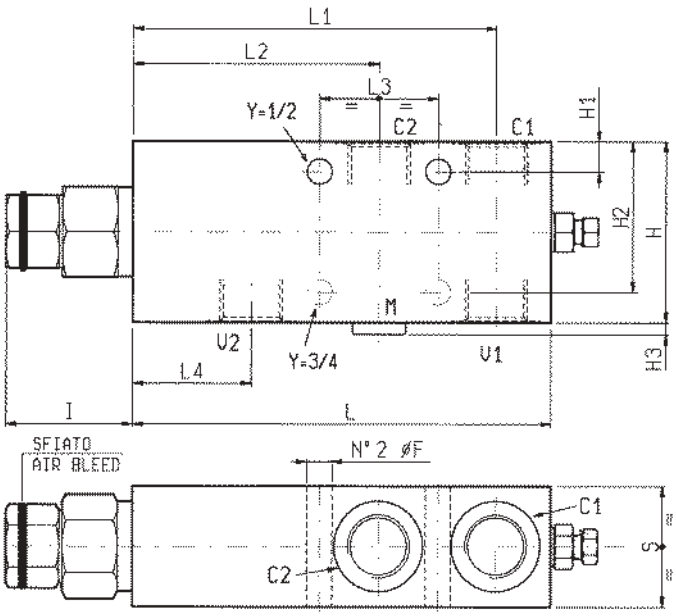

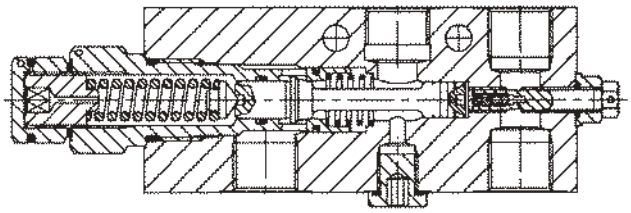

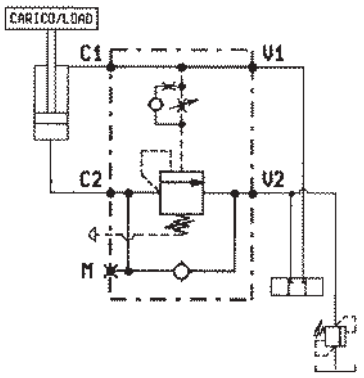

S	L4	L3	L2	L1	L	I	H3	H2	H1	H	F					Y	Peso kg Weight kg
40	39	40	82.5	122.5	141	43	4	–	10	60	8.5					1/2	2.4
40	40	40	83	126	147	43	4	60	–	80	10.5					3/4	3.1

DATI TECNICI / TECHNICAL DATA

Pressione max. Max. pressure	350 bar
Portata max. vedi diagramma Flow see performance graph	
Taratura della valvola: almeno 1.3 volte superiore alla pressione indotta dal carico Pressure setting: at least 1.3 times the load induced pressure	
Collettore in acciaio Steel body	

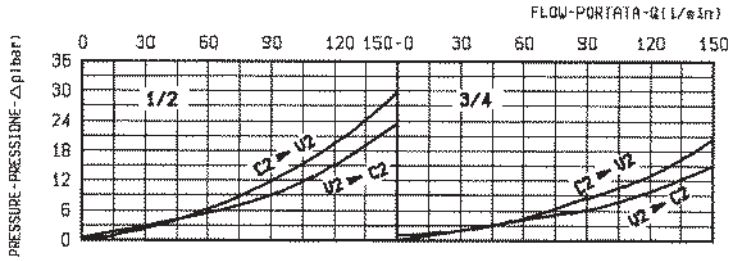

X	RAPPORTO DI PILOTAGGIO PILOT RATIO
13	4 : 1
15	8 : 1

Z		MOLLE / SPRINGS Campo taratura min - max bar Adj. press. range bar	Incremento press. bar / giro vite Press. increase bar / turn	Taratura standard bar (Q = 5 l/min) Std. setting bar (made at 5 l/min)	Cod. ordinazione Ordering code	Colore Colour
35	R.8:1	150-350	84	350	03.51.01.021	
	R.4:1	100-350	110	350	03.51.01.184	giallo yellow

Y	ATTACCHI / PORT SIZE V1-V2-C1-C2	M
03	G 1/2	G 1/4
04	G 3/4	G 1/4

A-VBSO-SE-CCAP-33

08.49.02 - X - Y - Z

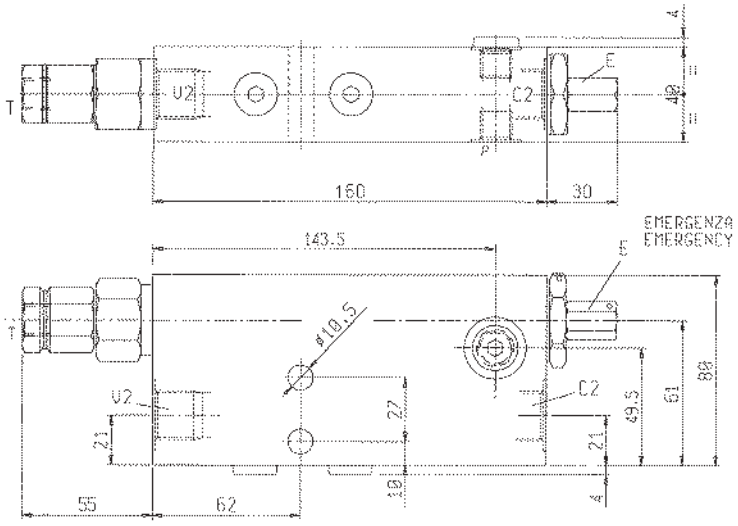

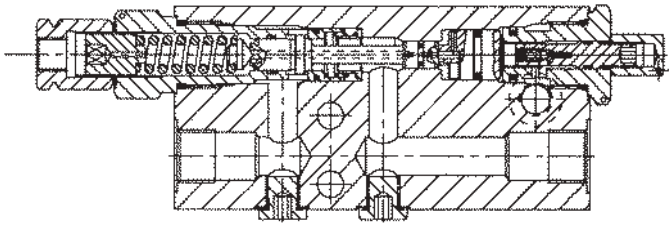

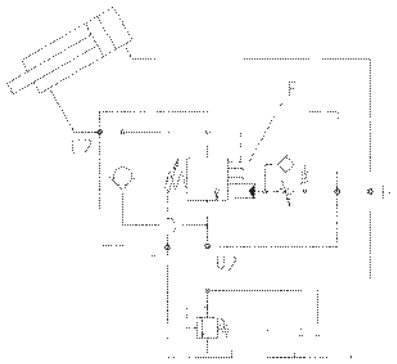

DATI TECNICI / TECHNICAL DATA

Pressione max. Max. pressure	350 bar

Taratura della valvola: almeno 1.3 volte superiore alla pressione indotta dal carico

Pressure setting: at least 1.3 times the load induced pressure

Portata max. Flow max.	150 l/min
Peso Weight	3.8 kg

La vite di emergenza E permette la discesa del carico in assenza della pressione di pilotaggio

The emergency screw “E” allows a manual lowering of the load

Collettore in acciaio

Steel body

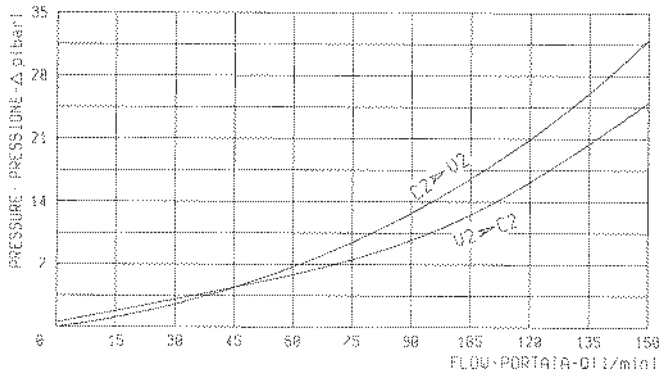

X	RAPPORTO DI PILOTAGGIO PILOT RATIO
03	13 : 1

Z	MOLLE / SPRINGS				
	Campo taratura min - max bar Adj. press. range bar	Incremento press. bar / giro vite Press. increase bar / turn	Taratura standard bar (Q = 5 l/min) Std. setting bar (made at 5 l/min)	Cod. ordinazione Ordering code	Colore Colour
35	**100-350**	**110**	**350**	**03.51.01.184**	giallo yellow

Y	ATTACCHI / PORT SIZE	
	V2 - C2	P - T
03	G 1/2	G 1/4

A-VBSO-SE-33-PL

08.45.85 - X - Y - Z

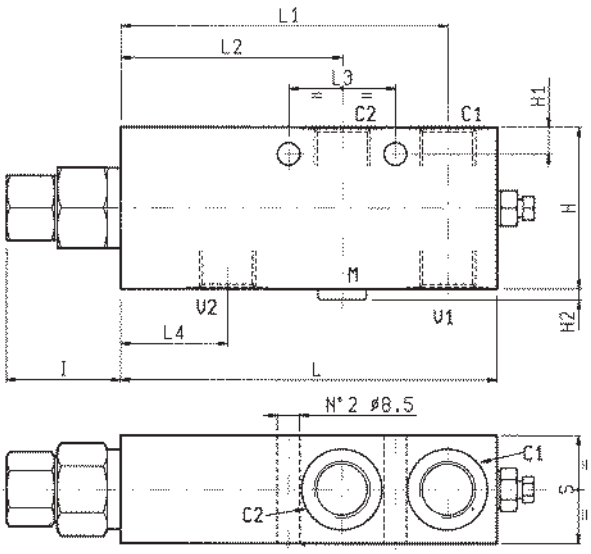

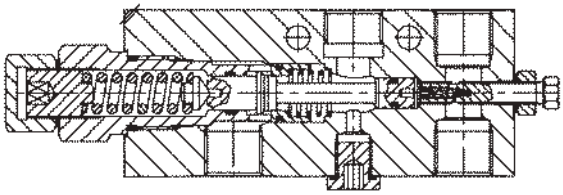

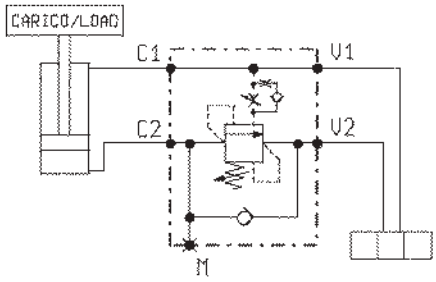

DATI TECNICI / TECHNICAL DATA

Pressione max. Max. pressure	350 bar
Portata max. vedi diagramma Flow see performance graph	
Taratura della valvola: almeno 1.3 volte superiore alla pressione indotta dal carico Pressure setting: at least 1.3 times the load induced pressure	
Collettore in acciaio Steel body	

S	L4	L3	L2	L1	L	I	H2	H1	H	F						Y	Peso kg Weight kg
40	40	40	83	126	147	43	4	60	80	10.5						3/4	3.1
40	39	40	82.5	122.5	141	43	4	10	60	8.5						1/2	2.4

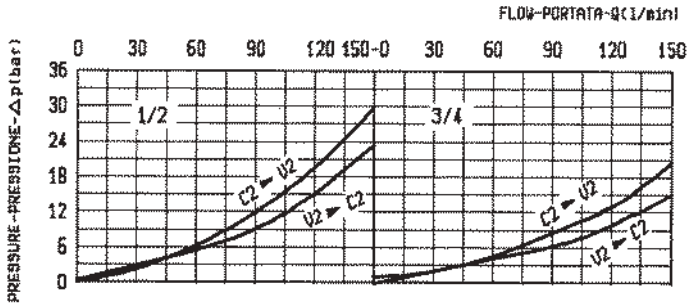

X	RAPPORTO DI PILOTAGGIO PILOT RATIO
13	4 : 1

Z	MOLLE / SPRINGS				
	Campo taratura min - max bar Adj. press. range bar	Incremento press. bar / giro vite Press. increase bar / turn	Taratura standard bar (Q = 5 l/min) Std. setting bar (made at 5 l/min)	Cod. ordinazione Ordering code	Colore Colour
35	100-350	110	350	03.51.01.184	giallo yellow

Y	ATTACCHI / PORT SIZE	
	V1-V2-C1	M
03	G 1/2	G 1/4
04	G 3/4	G 1/4

VBSO-DE-REA-AD0-FC

07.06.2865

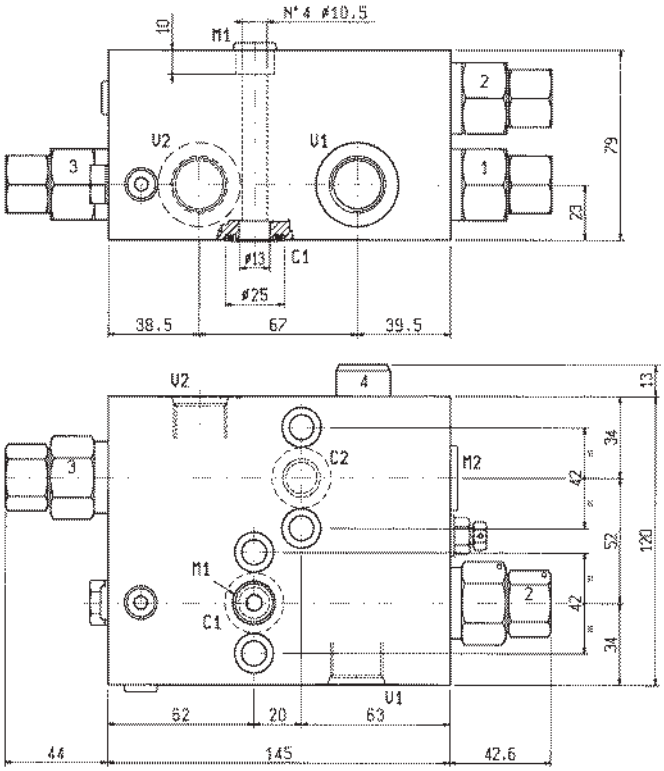

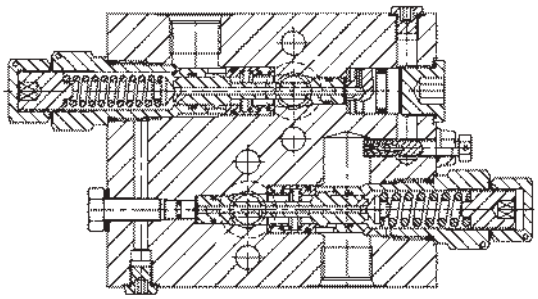

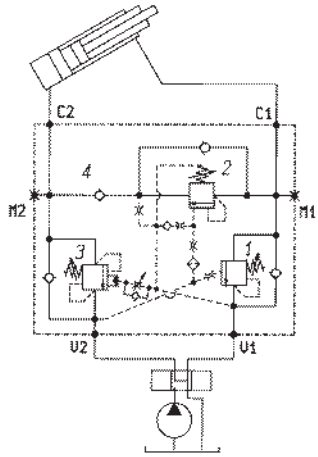

DATI TECNICI / TECHNICAL DATA

Pressione max. Max. pressure	350 bar
Portata max. vedi diagramma Flow see performance graph	

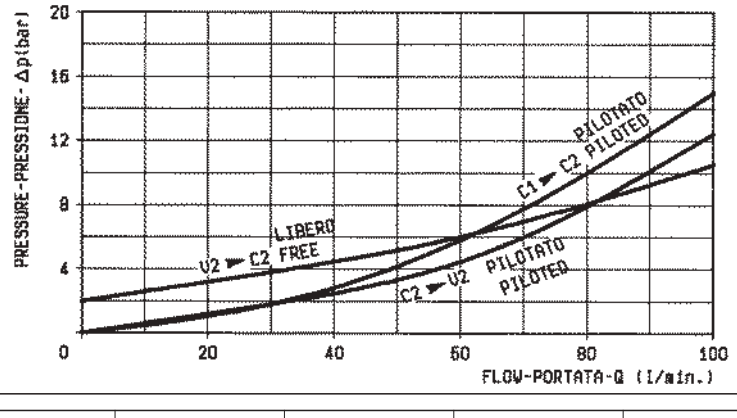

Valvola n° Valve no.	Campo taratura min - max bar Adj. press. range bar	Incremento press. bar / giro vite Press. increase bar / turn	Taratura standard bar (Q = 5 l/min) Std. setting bar (made at = 5 l/min)	Rapporto di pilotaggio Pilot ratio
1	50-200	52	180	–
2	100-350	110	350	4 : 1
3	100-350	110	350	13 : 1

	ATTACCHI / PORT SIZE
V1-V2	7/8-14UNF-2B
C1-C2	∅ 13
M1	G 1/4
M2	G 1/8

A-VBSO-SE-2-42-FA

08.45.39 - X - Y - Z

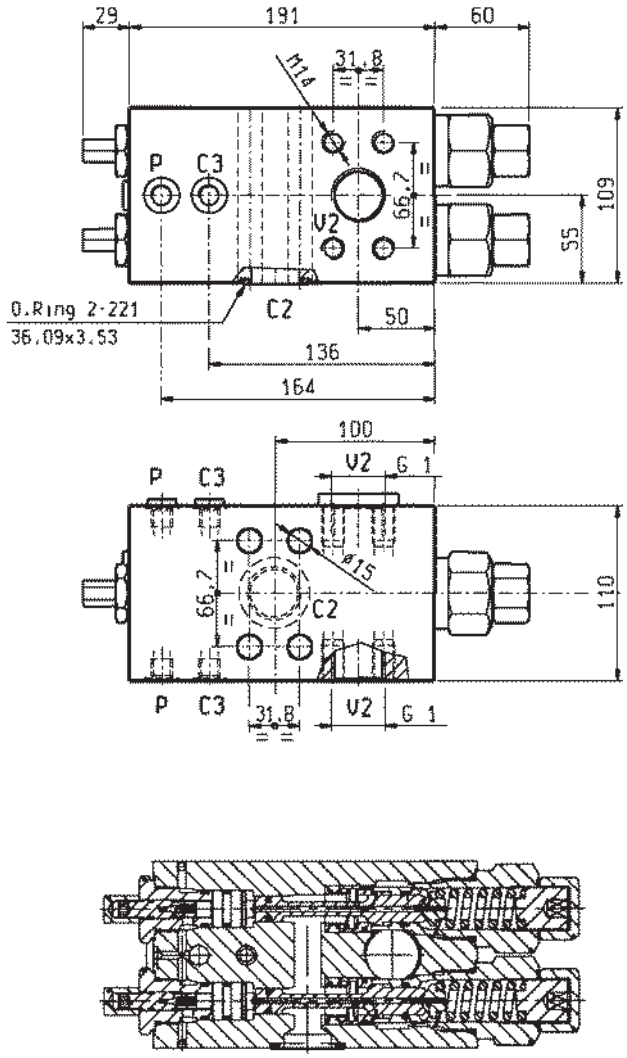

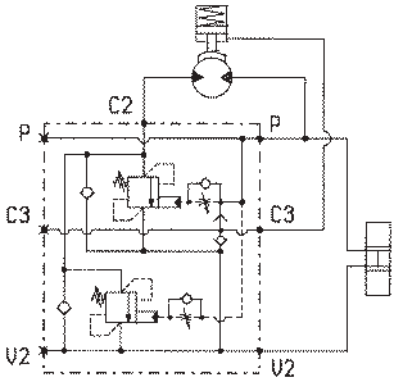

DATI TECNICI / TECHNICAL DATA

Pressione max. Max. pressure	500 bar
Portata max. Flow max.	550 l/min
Taratura della valvola: almeno 1.3 volte superiore alla pressione indotta dal carico Pressure setting: at least 1.3 times the load induced pressure	
Peso Weight	16.5 kg
Collettore in acciaio Steel body	

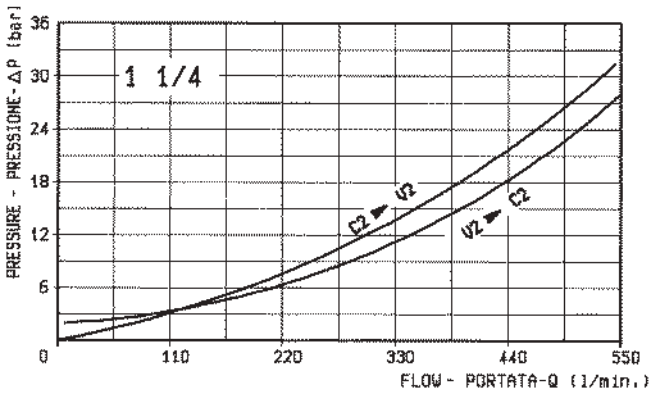

X	RAPPORTO DI PILOTAGGIO PILOT RATIO
13	13 : 1

Z	MOLLE / SPRINGS				
	Campo taratura min - max bar Adj. press. range bar	Incremento press. bar / giro vite Press. increase bar / turn	Taratura standard bar (Q = 5 l/min) Std. setting bar (made at = 5 l/min)	Cod. ordinazione Ordering code	Colore Colour
35	**250-500**	**102**	**500**	**03.51.01.057**	giallo yellow

Y	ATTACCHI / PORT SIZE	
	V2-C2	C3-P
64	1 1/4 SAE 6000	G 1/4

BILANCIAMENTO, SEMPLICE EFFETTO, SERIE “42”, FLANGIABILI PER ARGANI

PILOT ASSISTED, SERIES “42”, FLANGEABLE OVERCENTRE FOR WINCHES

A-VBSO-SE-42-FA

08.45.38 - X - Y - Z

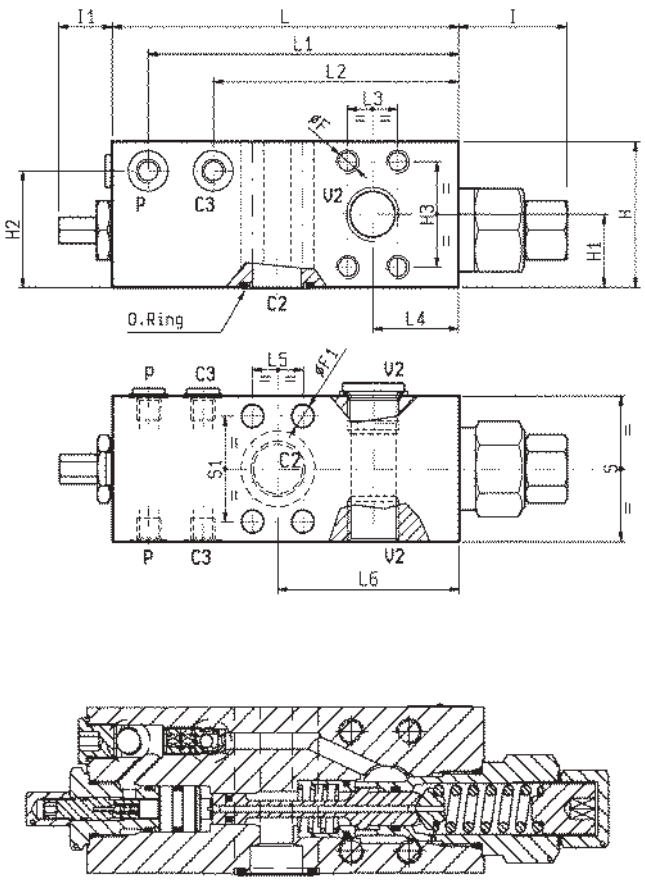

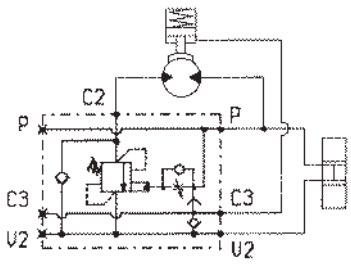

DATI TECNICI / TECHNICAL DATA

Pressione max. Max. pressure	500 bar
Portata max. Flow max.	350 l/min

Taratura della valvola: almeno 1.3 volte superiore alla pressione indotta dal carico

Pressure setting: at least 1.3 times the load induced pressure

Collettore in acciaio

Steel body

S1	S	L6	L5	L4	L3	L2	L1	L	I1	I	H3	H2	H1	H	F1	F	O ring	Y	Peso kg Weight kg
66.7	100	100.5	31.8	43.5	31.8	136	171	191	29	60	66.7	82.5	49.5	99.5	15	M4	36.09x3.53	64	13.3
57.1	80	100	27.8	47	27.8	132	171	191	29	60	57.1	63.5	39.5	79.5	12.5	M12	32.92x3.53	73	8.9
50.8	80	100	23.8	47	23.8	132	171	191	29	60	50.8	63.5	39.5	79.5	10.5	M10	23.39x3.53	72	9.0

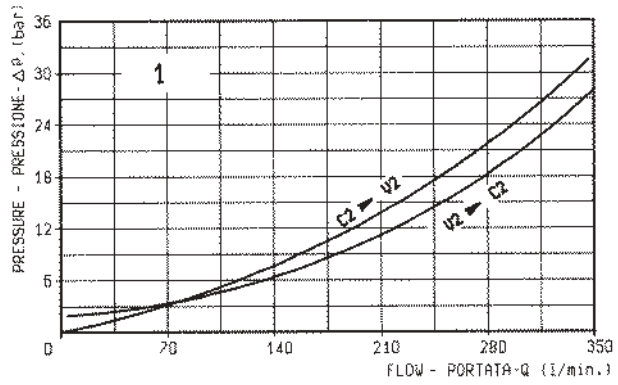

X	RAPPORTO DI PILOTAGGIO PILOT RATIO
13	13 : 1

Z	MOLLE / SPRINGS				
	Campo taratura min - max bar Adj. press. range bar	Incremento press. bar / giro vite Press. increase bar / turn	Taratura standard bar (Q = 5 l/min) Std. setting bar (made at = 5 l/min)	Cod. ordinazione Ordering code	Colore Colour
35	**250-500**	**102**	**500**	**03.51.01.057**	giallo yellow

Y	ATTACCHI / PORT SIZE	
	V2-C2	C3-P
72	3/4 SAE 6000	G 1/4
73	1 SAE 6000	G 1/4
64	1 1/4 SAE 6000	G 1/4

BLOCCO E CONTROLLO DISCESA, SERIE “42”
SERIES “42”, LOAD HOLDING AND LOWERING PILOT OPERATED

A-VBC42-FC

08.47.85.03 - Y - Z

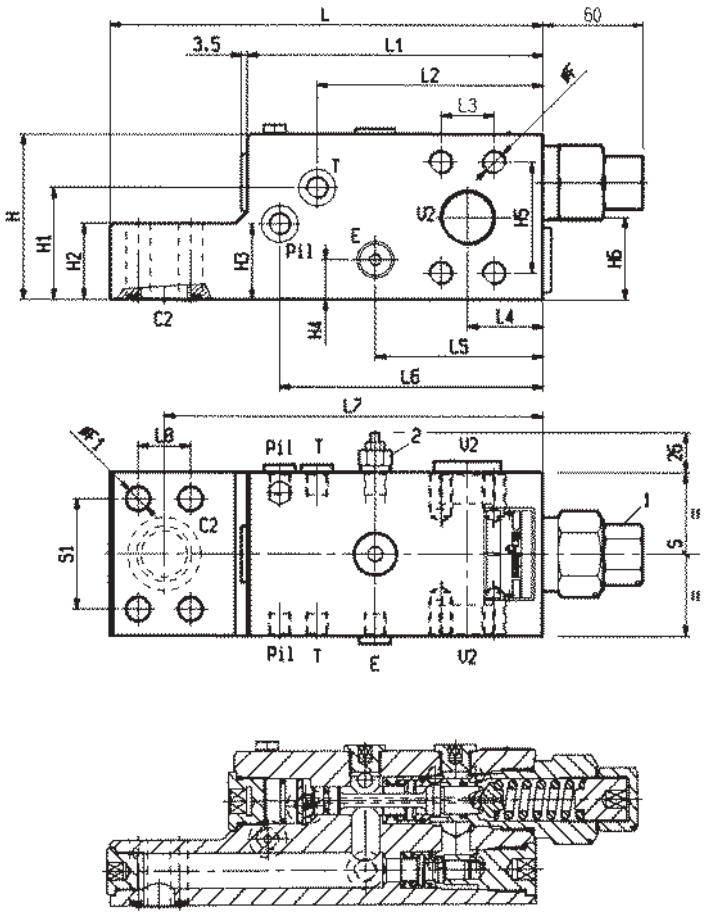

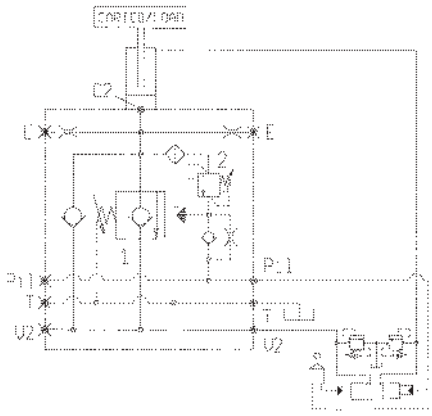

DATI TECNICI / TECHNICAL DATA

Pressione di lavoro max.
Max. working pressure — 600 bar

Portata max. vedi diagramma
Flow see performance graph

Valvole espressamente progettate per pilotaggio con manipolatori e per applicazioni come “protezione contro rottura tubo” su cilindri di bracci ESCAVATORI (Norma ISO 8643).

This valve is especially designed for remote control opening and for use as “hose burst protection” on boom and dipper cylinders of EXCAVATORS (ISO Standard 8643).

Collettore in acciaio
Steel body

L	L1	L2	L3	L4	L5	L6	L7	L8	H	H1	H2	H3	H4	H5	H6	øF	øF1	S	S1	Y	Peso kg Weight kg
250	177	135	23.8	47	100	157.5	221.5	23.8	89.5	57.5	38	38.5	20	50.8	49.5	M 10	10.5	89	50.8	3/4	12
250	177	135	27.8	47	100	157.5	221.5	27.8	89.5	57.5	38	38.5	20	57.1	49.5	M 12	12.5	89	57.1	1	12
260	177	135	31.8	45	100	157.5	227	31.8	99.5	57.5	45	45.5	66.7	49.5	24	M 14	14.5	99	66.7	1 1/4	15

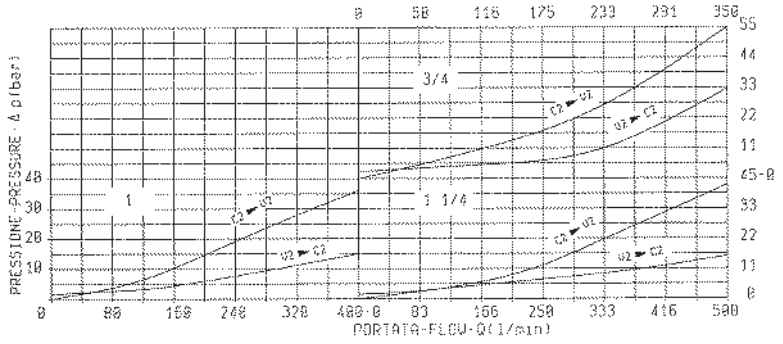

Z		MOLLE / SPRINGS				
		Campo taratura min - max bar Adj. press. range bar	Incremento press. bar / giro vite Press. increase bar / turn	Taratura standard inizio apertura bar Std. cracking pressure setting bar	Cod. ordinazione Ordering code	Colore Colour
60	1	3-15	3.4	7.5	03.51.01.067	
	2	200-600	336	350	03.51.01.124	

Y	ATTACCHI / PORT SIZE	
	V2-C2	E - Pil - T
72	3/4 SAE 6000	G 1/4
73	1 SAE 6000	G 1/4
64	1 1/4 SAE 6000	G 1/4

BLOCCO E CONTROLLO DISCESA, SERIE “42”
SERIES “42”, LOAD HOLDING AND LOWERING PILOT OPERATED

A-VBC42-R-FC

08.47.93.03 - Y - Z

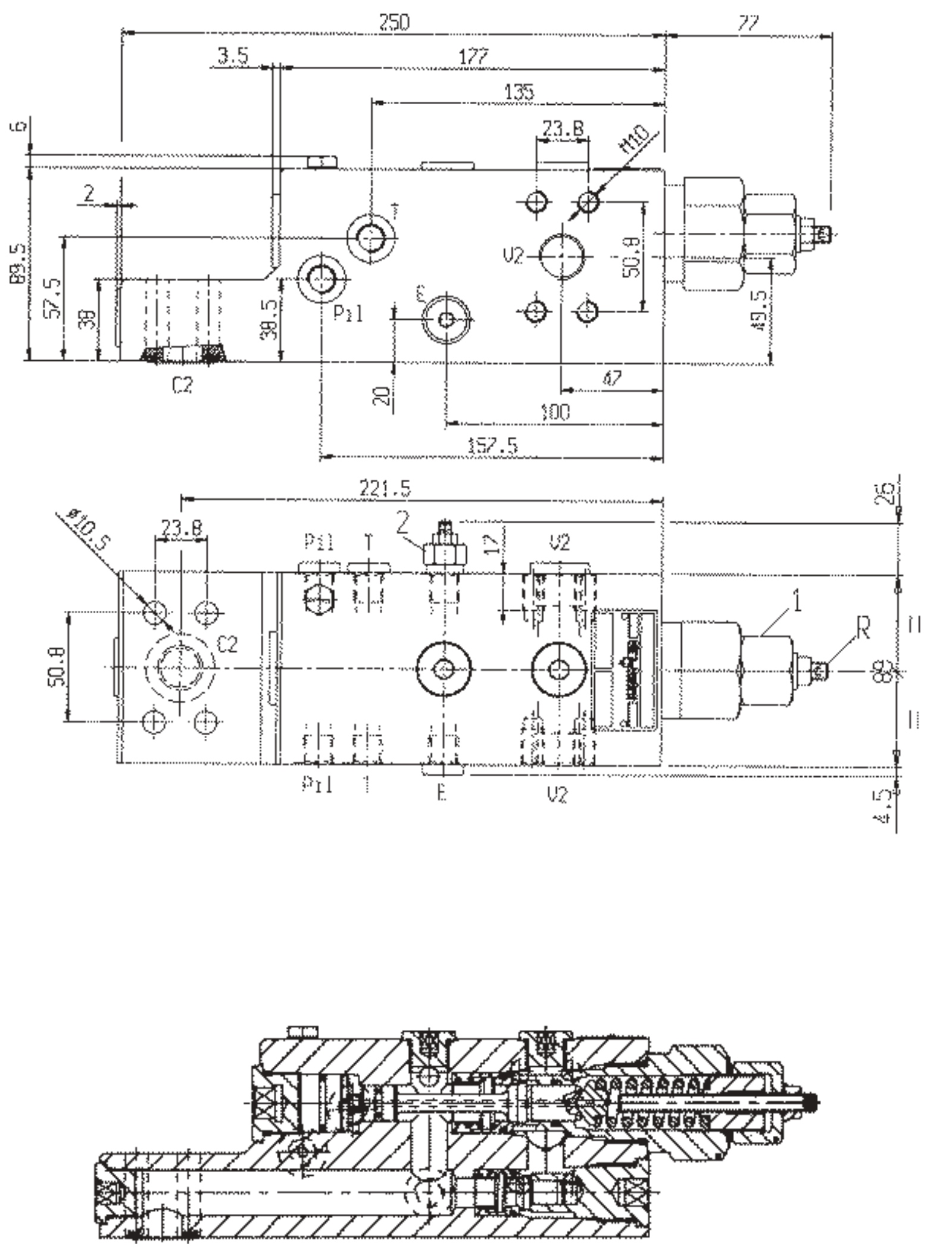

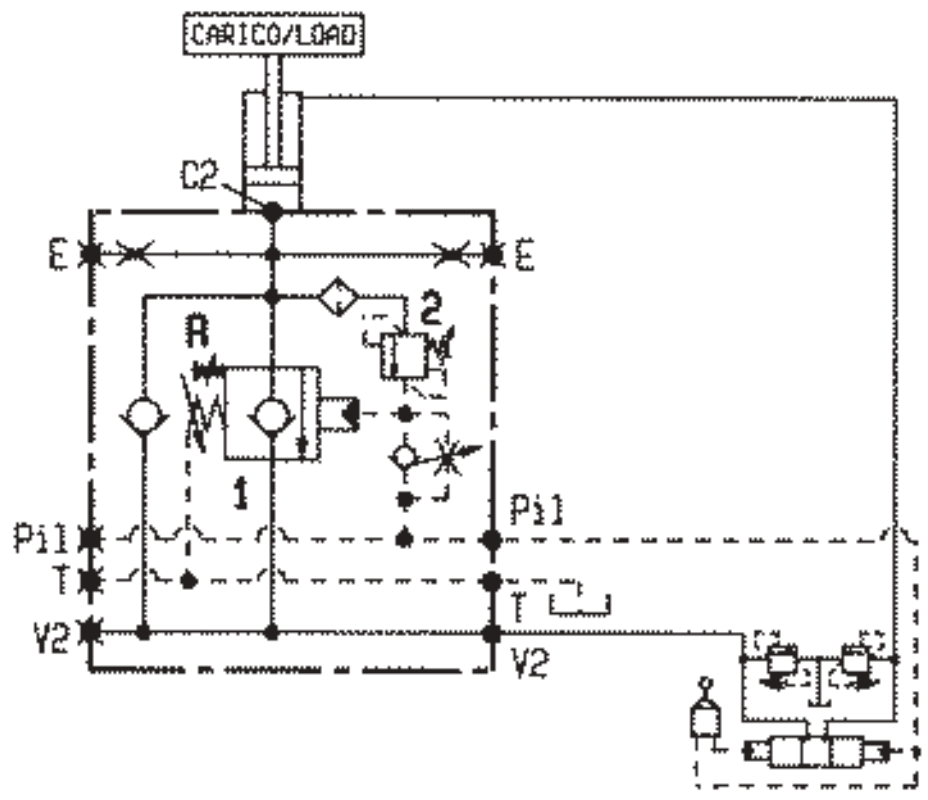

DATI TECNICI / TECHNICAL DATA

Pressione max. Max. pressure	400 bar
Portata max. Flow max.	350 l/min
Peso Weight	12 kg

Valvole espressamente progettate per pilotaggio con manipolatori e per applicazioni come “protezione contro rottura tubo” su cilindri di bracci ESCAVATORI (Norma ISO 8643).

This valve is especially designed for remote control opening and for use as “hose burst protection” on boom and dipper cylinders of EXCAVATORS (ISO Standard 8643).

La massima portata d’olio in discesa può essere limitata mediante la vite “R”.

The maximum lowering flow is adjustable through “R” screw.

Collettore in acciaio
Steel body

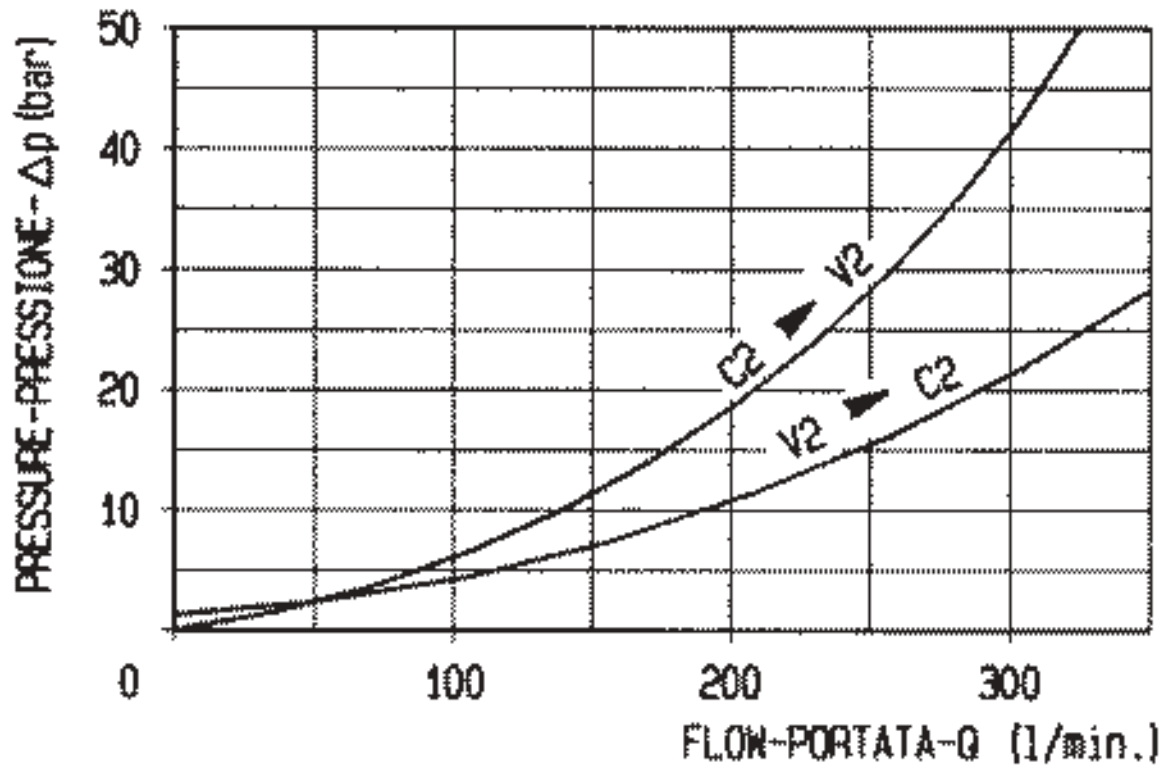

Z		MOLLE / SPRINGS				
		Campo taratura min - max bar Adj. press. range bar	Incremento press. bar / giro vite Press. increase bar / turn	Taratura standard inizio apertura bar Std. cracking pressure setting bar	Cod. ordinazione Ordering code	Colore Colour
40	1	3-15	3.4	7.5	03.51.01.067	
	2	200-400	215	350	03.51.01.124	giallo yellow

Y	ATTACCHI / PORT SIZE	
	V2-C2	E - Pil - T
72	3/4 SAE 6000	G 1/4

BILANCIAMENTO, SEMPLICE EFFETTO, SERIE “42”, VERSIONE “CCAP”, FLANGIABILI

PILOT ASSISTED, “CCAP” TYPE, FLANGEABLE, SERIES “42” OVERCENTRE

A-VBSO-SE-CCAP-EXC-R-42-FC | **08.45.67 - X - Y - Z**

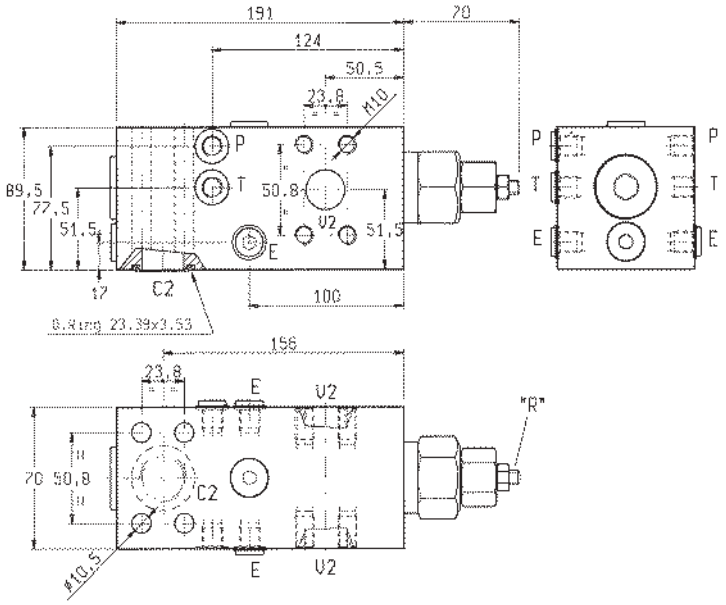

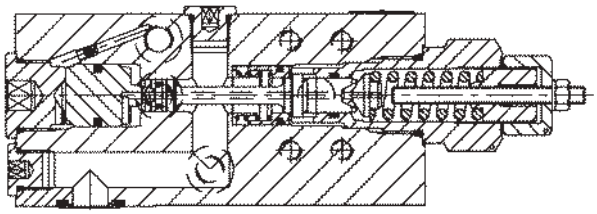

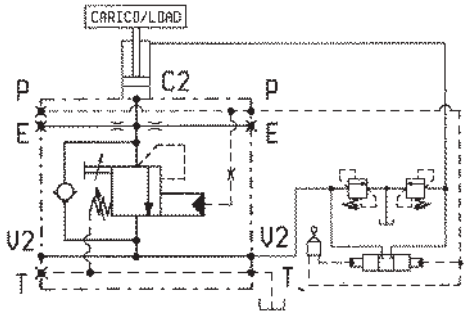

DATI TECNICI / TECHNICAL DATA

Pressione max. Max. pressure	420 bar
Portata max. Flow max.	300 l/min
Peso Weight	10.8 kg

Taratura della valvola: almeno 1.3 volte superiore alla pressione indotta dal carico
Pressure setting: at least 1.3 times the load induced pressure

Valvole espressamente progettate per pilotaggio con manipolatori e per applicazioni come “protezione contro rottura tubo” su cilindri di bracci ESCAVATORI (Norma ISO 8643).
This valve is especially designed for remote control opening and for use as “hose burst protection” on boom and dipper cylinders of EXCAVATORS (ISO Standard 8643).

La massima portata d’olio in discesa può essere limitata mediante la vite “R”.
The maximum lowering flow is adjustable through “R” screw.

Collettore in acciaio
Steel body

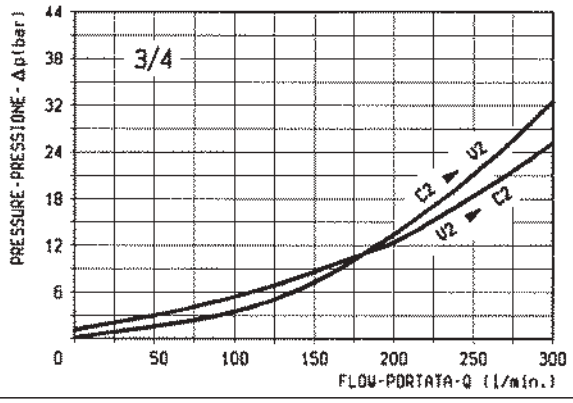

X	RAPPORTO DI PILOTAGGIO PILOT RATIO
03	22 : 1

Z	MOLLE / SPRINGS				
	Campo taratura min - max bar Adj. press. range bar	Incremento press. bar / giro vite Press. increase bar / turn	Taratura standard bar (Q = 5 l/min) Std. setting bar (Q = 5 l/min)	Cod. ordinazione Ordering code	Colore Colour
35	**200-420**	**102**	**350**	**03.51.01.057**	giallo yellow

Y	ATTACCHI / PORT SIZE	
	V2-C2	M-P-T
72	3/4 SAE 6000	G 1/4

A-VBSO-SE-CCAP-42-FC

08.45.75- X - Y - Z

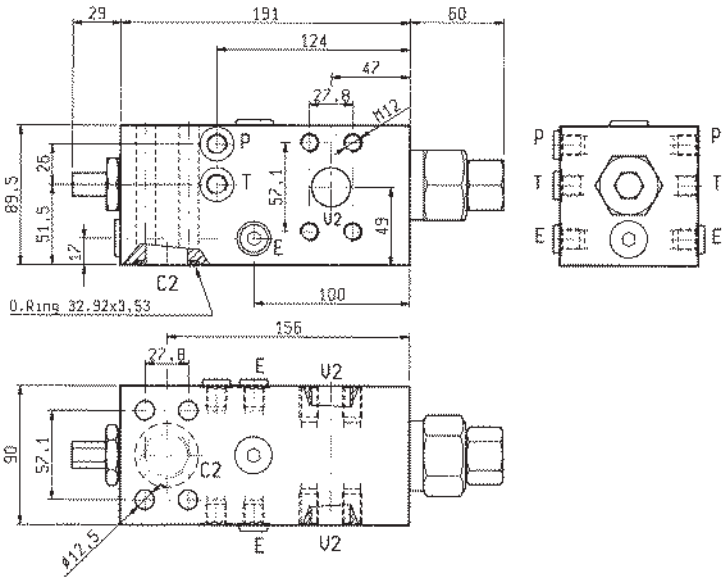

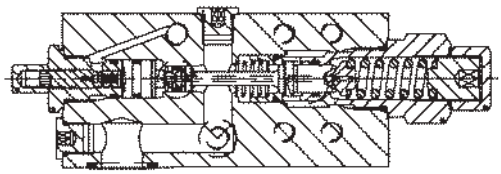

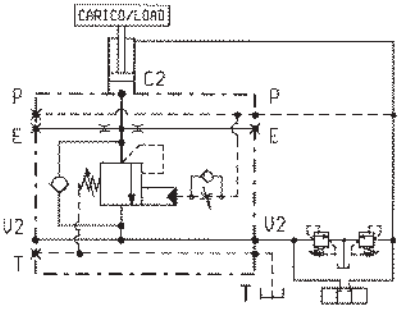

DATI TECNICI / TECHNICAL DATA

Pressione max. Max. pressure	350 bar

Taratura della valvola: almeno 1.3 volte superiore alla pressione indotta dal carico

Pressure setting: at least 1.3 times the load induced pressure

Portata max. Flow max.	300 l/min
Peso Weight	10.8 kg

La vite di emergenza E permette la discesa del carico in assenza della pressione di pilotaggio

The emergency screw “E” allows a manual lowering of the load

Collettore in acciaio

Steel body

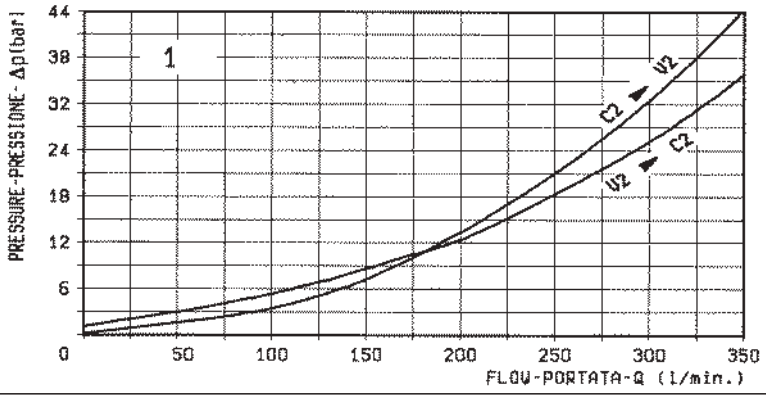

X	RAPPORTO DI PILOTAGGIO PILOT RATIO
03	13 : 1

Z	MOLLE / SPRINGS				
	Campo taratura min - max bar Adj. press. range bar	Incremento press. bar / giro vite Press. increase bar / turn	Taratura standard bar (Q = 5 l/min) Std. setting bar (Q = 5 l/min)	Cod. ordinazione Ordering code	Colore Colour
35	100-350	102	350	03.51.01.057	giallo yellow

Y	ATTACCHI / PORT SIZE	
	V2-C2	P-T-E
73	1 SAE 6000	G 1/4

VALVOLA RIGENERATIVA

07.06.7030

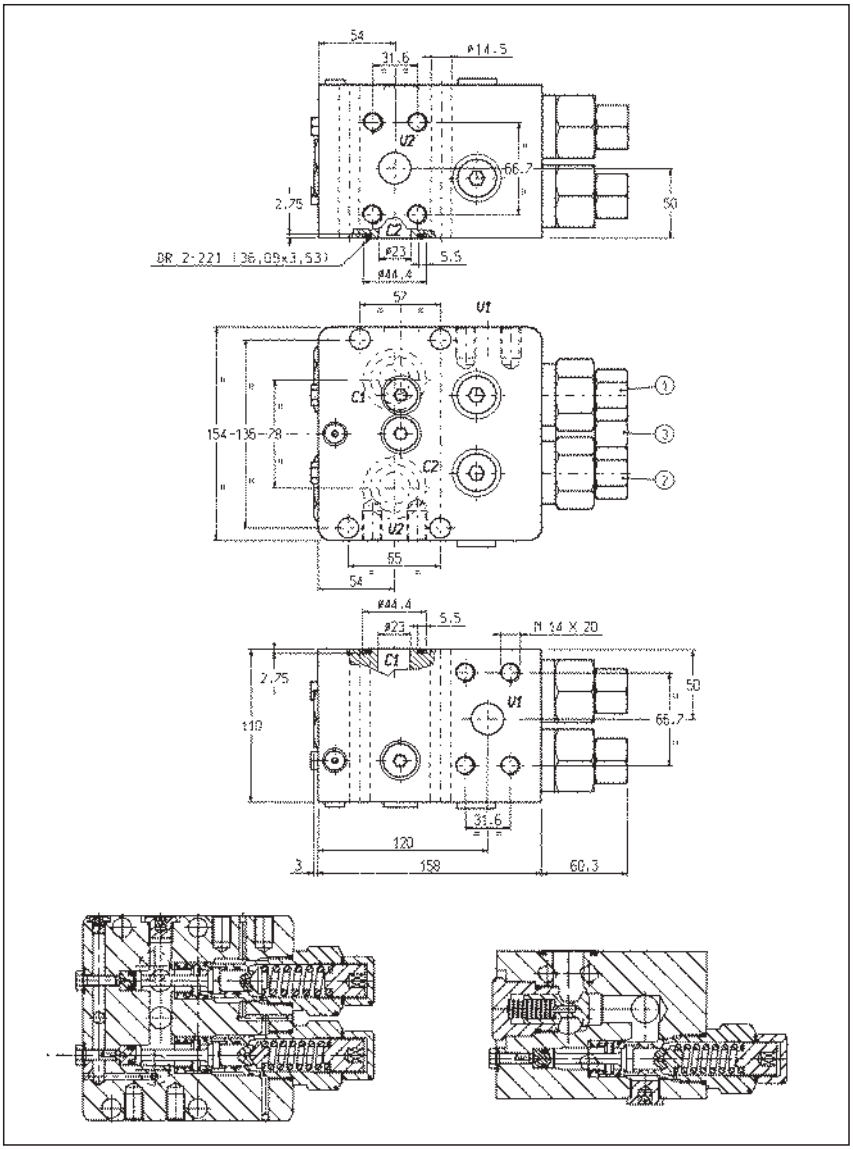

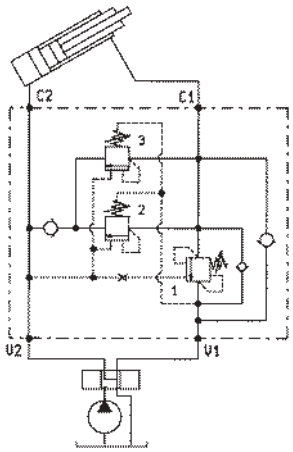

DATI TECNICI / TECHNICAL DATA

Pressione max. Max. pressure	420 bar
Portata max. vedi diagramma Flow see performance graph	
Collettore in acciaio Steel body	

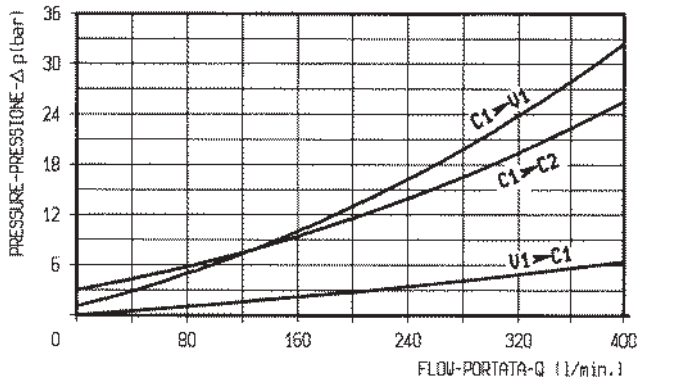

Valvola n° Valve no.	Campo taratura min - max bar Adj. press. range bar	Incremento press. bar / giro vite Press. increase bar / turn	Taratura standard bar (Q = 5 l/min) Std. setting bar (made at = 5 l/min)	Rapporto di pilotaggio Pilot ratio
1	200-420	102	80 (V2)	6 : 1
2	120-360	60	250	6 : 1
3	120-360	60	250	6 : 1

	ATTACCHI / PORT SIZE	
	V1-V2	C1-C2
	1 1/4 SAE 6000	∅ 23

A-VBC-78-SX

08.49.30.03.02.40.00.0

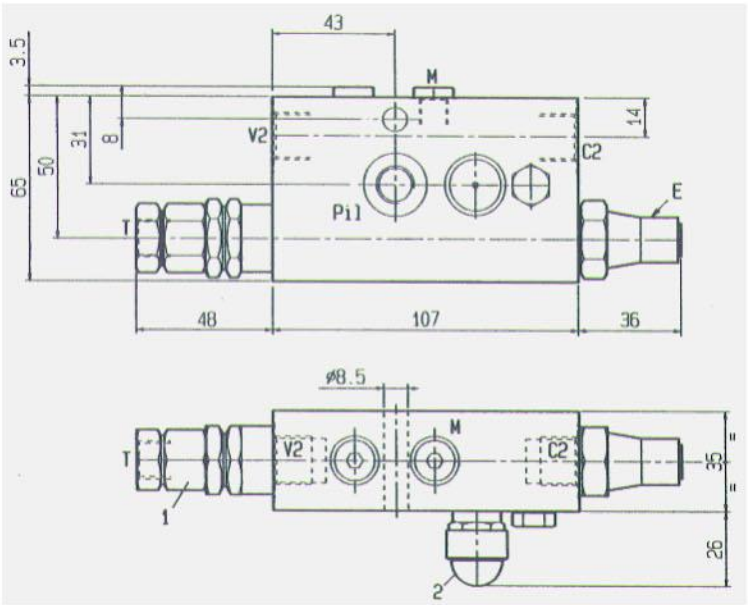

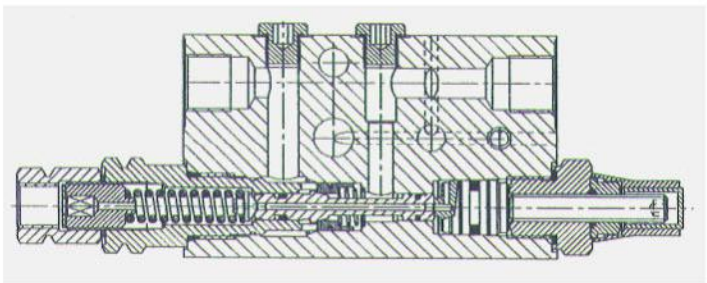

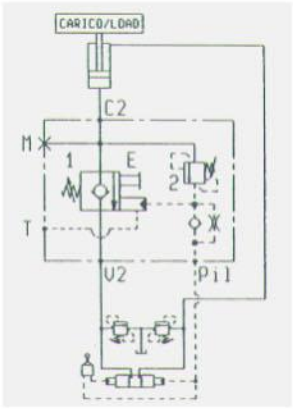

DATI TECNICI / TECHNICAL DATA

Pressione di lavoro max. Max. working pressure	400 bar
Portata max. Flow max.	40 l/min
Peso Weight	1.8kg

Valvole espressamente progettate per pilotaggio con manipolatori e per applicazioni come "protezione contro rottura tubo" su cilindri di bracci ESCAVATORI (Norma ISO 8643).

This valve is especially designed for remote control opening and for use as "hose burst protection" on boom and dipper cylinders of EXCAVATORS (ISO Standard 8643).

Collettore in acciaio
Steel body

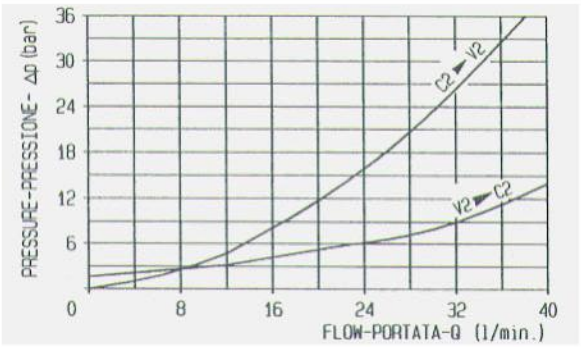

	MOLLE / SPRINGS				
	Campo taratura min - max bar Adj. press. range bar	Incremento press. bar / giro vite Press. increase bar / turn	Taratura standard inizio apertura bar Std. cracking pressure setting bar	Cod. ordinazione Ordering code	Colore Colour
1	7-19.5	3	7.5	03.51.01.323	
2	200-400	215	350	03.51.01.124	Giallo yellow

	ATTACCHI / PORT SIZE	
	V2-C2	E-Pil-T
	G 3/8	G 1/4

A-VBC-78-DX

08.49.29.03.02.40.00.0

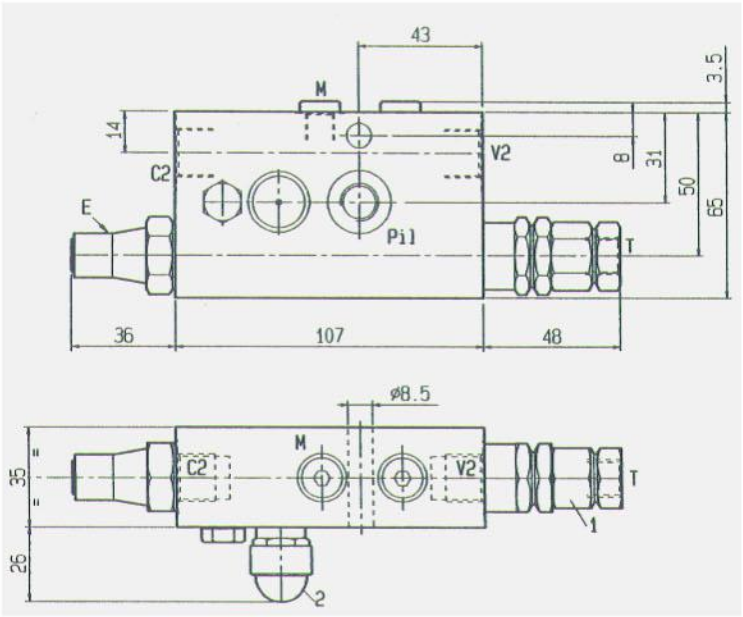

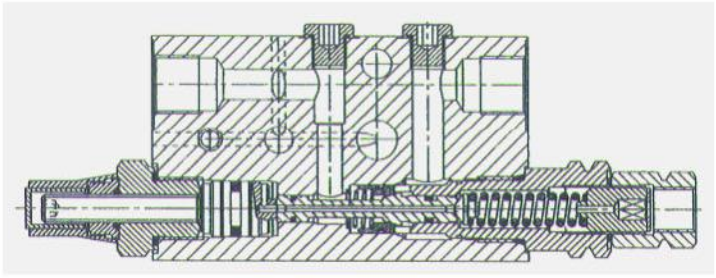

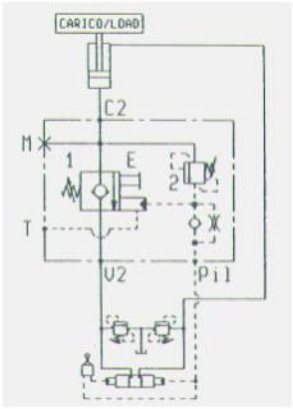

DATI TECNICI / TECHNICAL DATA

Pressione di lavoro max. Max. working pressure	400 bar
Portata max. Flow max.	40 l/min
Peso Weight	1.8kg

Valvole espressamente progettate per pilotaggio con manipolatori e per applicazioni come "protezione contro rottura tubo" su cilindri di bracci ESCAVATORI (Norma ISO 8643).

This valve is especially designed for remote control opening and for use as "hose burst protection" on boom and dipper cylinders of EXCAVATORS (ISO Standard 8643).

Collettore in acciaio
Steel body

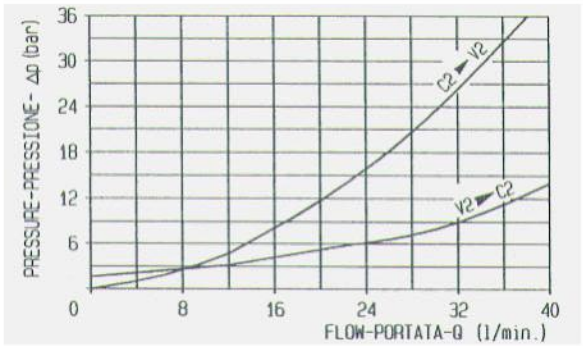

MOLLE / SPRINGS

	Campo taratura min - max bar Adj. press. range bar	Incremento press. bar / giro vite Press. increase bar / turn	Taratura standard inizio apertura bar Std. cracking pressure setting bar	Cod. ordinazione Ordering code	Colore Colour
1	7-19.5	3	7.5	03.51.01.323	
2	200-400	215	350	03.51.01.124	Giallo yellow

ATTACCHI / PORT SIZE

	V2-C2	E-Pil-T
	½ SAE 6000	G 1/4

BILANCIAMENTO, SEMPLICE EFFETTO, SERIE “78”, VERSIONE “CCAP”
PILOT ASSISTED, “CCAP” TYPE, SERIES “78” OVERCENTRE

VBSO-SE-CCAP-78-4A

05.45.98 - X - Y - Z

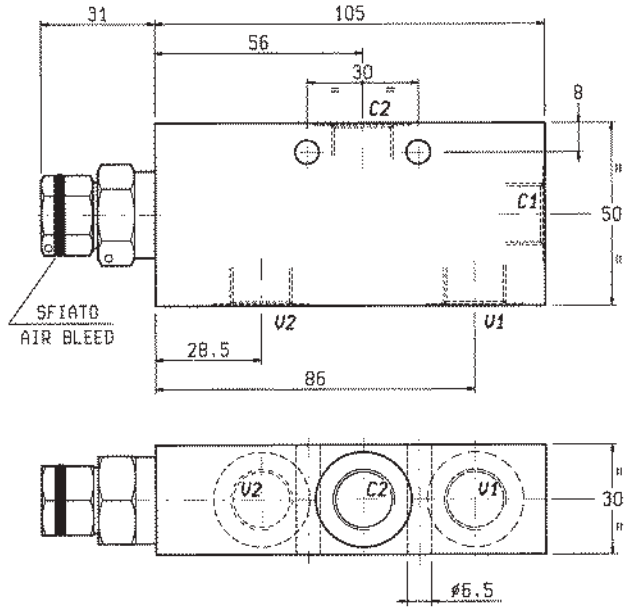

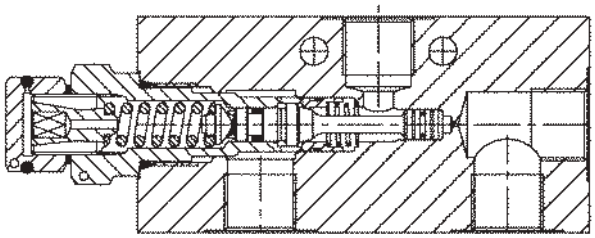

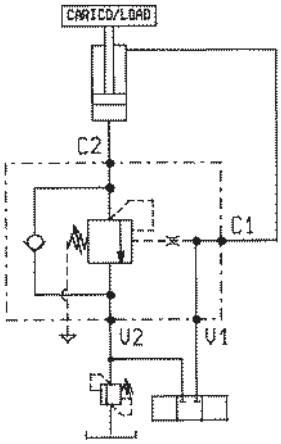

DATI TECNICI / TECHNICAL DATA

Pressione max. Max. pressure	350 bar
Taratura della valvola: almeno 1.3 volte superiore alla pressione indotta dal carico Pressure setting: at least 1.3 times the load induced pressure	
Portata max. Flow max.	40 l/min
Peso Weight	0.67 kg

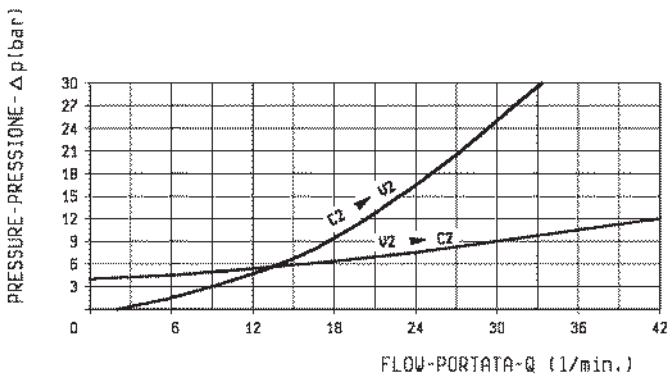

X	RAPPORTO DI PILOTAGGIO PILOT RATIO
03	4.1 : 1

Z	MOLLE / SPRINGS				
	Campo taratura min - max bar Adj. press. range bar	Incremento press. bar / giro vite Press. increase bar / turn	Taratura standard bar (Q = 5 l/min) Std. setting bar (Q = 5 l/min)	Cod. ordinazione Ordering code	Colore Colour
35	100-350	140	350	03.51.01.198	giallo yellow

Y	ATTACCHI / PORT SIZE
	V1-V2-C1-C2
02	G 3/8

VBSO-DE-CR-78-PRPF

05.44.58 - X - Y - Z

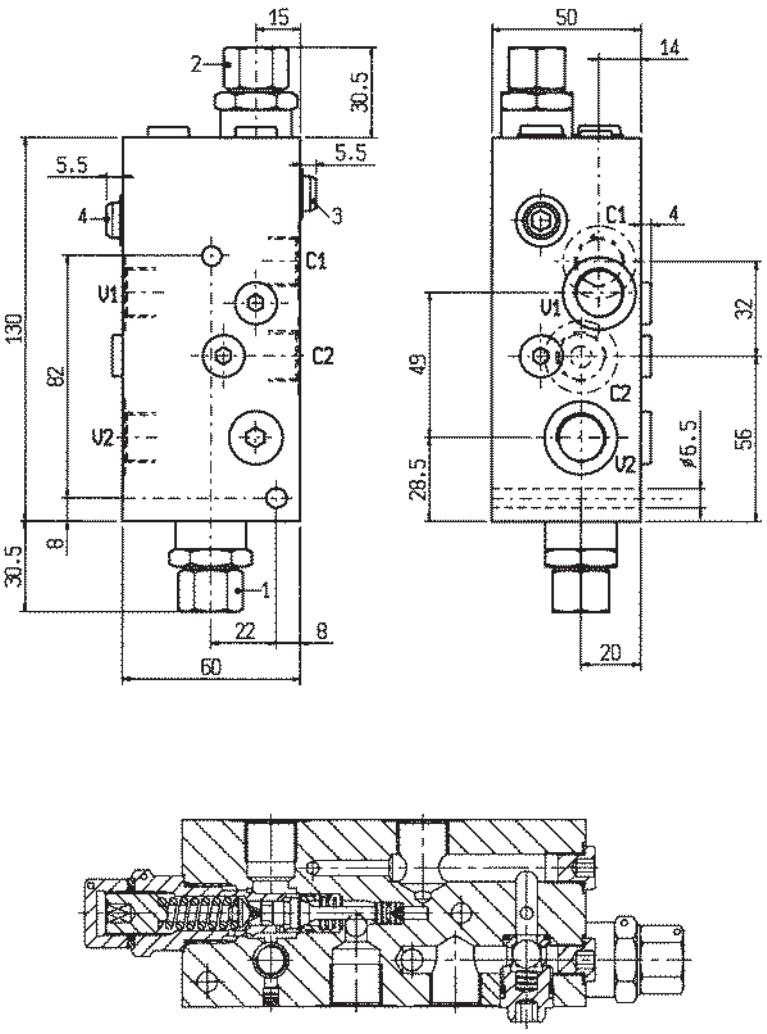

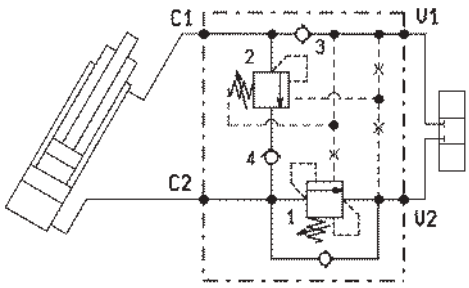

DATI TECNICI / TECHNICAL DATA

Pressione max. Max. pressure	430 bar
Portata max. Flow max.	40 l/min

Taratura della valvola: almeno 1.3 volte superiore alla pressione indotta dal carico

Pressure setting: at least 1.3 times the load induced pressure

Peso Weight	1.3 kg

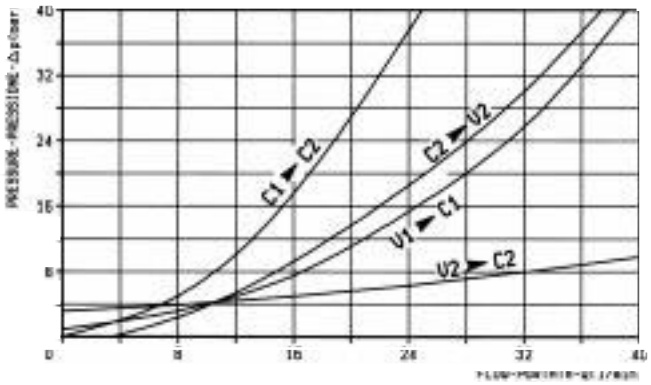

X	RAPPORTO DI PILOTAGGIO PILOT RATIO
03	4.1 : 1

Z		MOLLE / SPRINGS				
		Campo taratura min - max bar Adj. press. range bar	Incremento press. bar / giro vite Press. increase bar / turn	Taratura standard bar (Q = 5 l/min) Std. setting bar (made at = 5 l/min)	Cod. ordinazione Ordering code	Colore Colour
35	1	100-350	140	210	03.51.01.198	giallo yellow
	2	100-430	140	430	03.51.01.198	giallo yellow

Y	ATTACCHI / PORT SIZE
	V1-V2-C1-C2
02	G 3/8

A-VBC-90-FC

08.47.83.03 - Y - Z

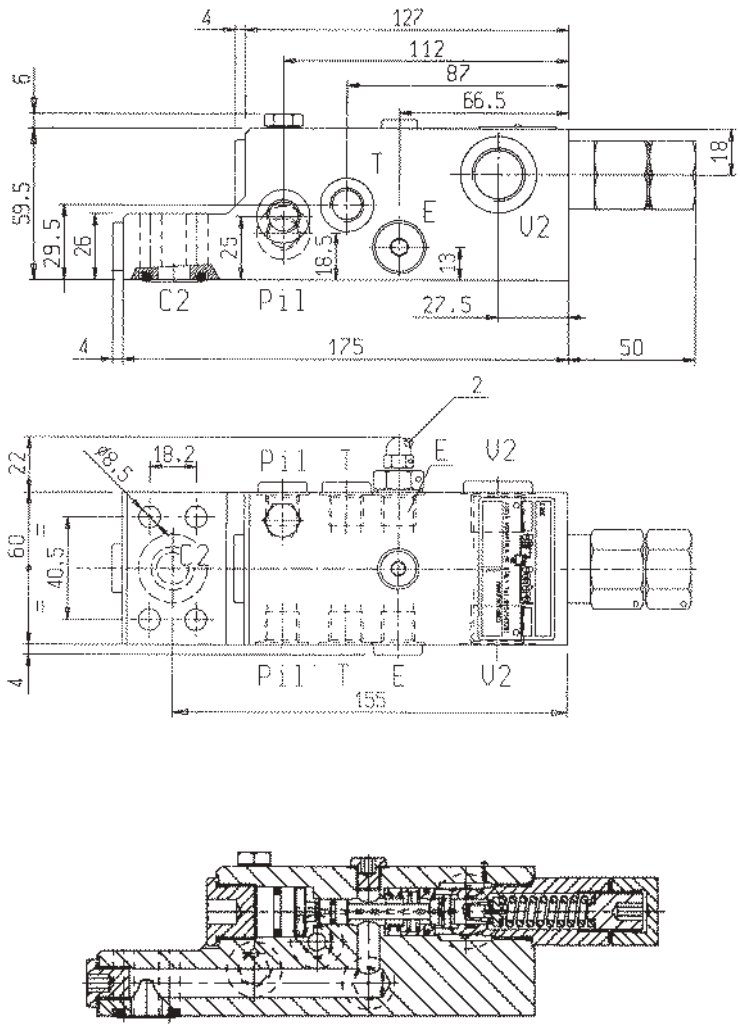

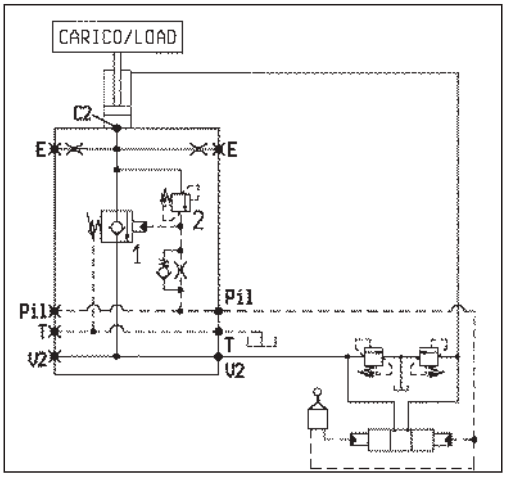

DATI TECNICI / TECHNICAL DATA

Pressione di lavoro max. Max. working pressure	400 bar
Portata max. Flow max.	120 l/min
Peso Weight	4 kg

Valvole espressamente progettate per pilotaggio con manipolatori e per applicazioni come “protezione contro rottura tubo” su cilindri di bracci ESCAVATORI (Norma ISO 8643).

This valve is especially designed for remote control opening and for use as “hose burst protection” on boom and dipper cylinders of EXCAVATORS (ISO Standard 8643).

Collettore in acciaio

Steel body

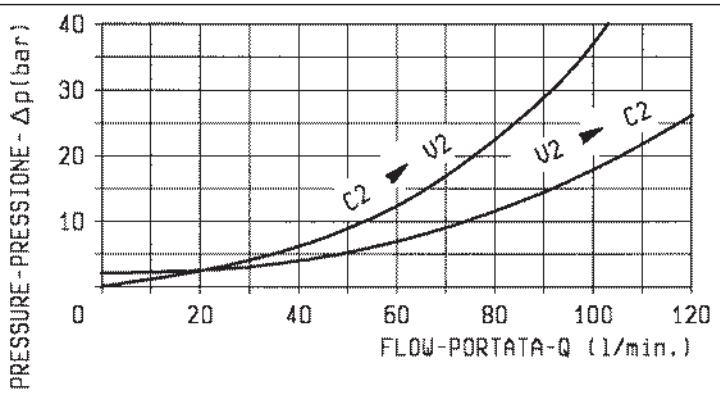

Z		MOLLE / SPRINGS				
		Campo taratura min - max bar Adj. press. range bar	Incremento press. bar / giro vite Press. increase bar / turn	Taratura standard inizio apertura bar Std. cracking pressure setting bar	Cod. ordinazione Ordering code	Colore Colour
40	1	3-15	4	6	03.51.01.075	
	2	200-400	215	350	03.51.01.124	

Y	ATTACCHI / PORT SIZE		
	V2	C2	E-PIL-T
63	G 1/2	1/2 SAE 6000	G 1/4

BLOCCO E CONTROLLO DISCESA, SERIE “90”
SERIES “90”, LOAD HOLDING AND LOWERING PILOT OPERATED

A-VBC-90

08.47.96.00 - Y - Z

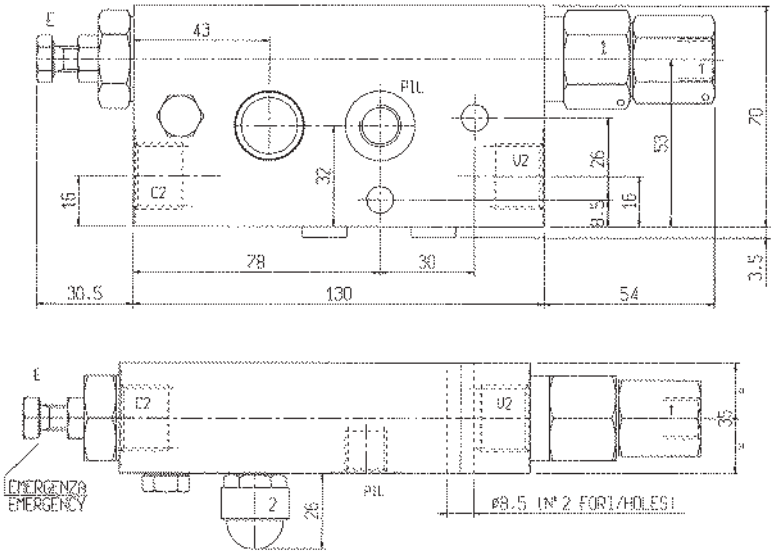

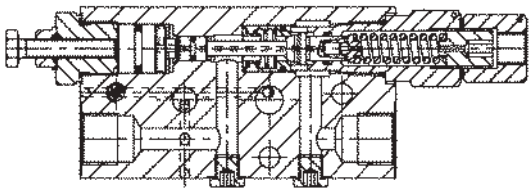

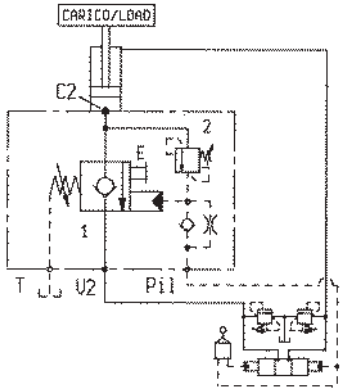

DATI TECNICI / TECHNICAL DATA

Pressione di lavoro max. Max. working pressure	400 bar
Portata max. Flow max.	90 l/min
Peso Weight	2.5 kg

La vite di emergenza E permette la discesa del carico in assenza della pressione di pilotaggio
The emergency screw “E” allows a manual lowering of the load

Collettore in acciaio
Steel body

Valvole espressamente progettate per pilotaggio con manipolatori e per applicazioni come “protezione contro rottura tubo” su cilindri di bracci ESCAVATORI (Norma ISO 8643).
This valve is especially designed for remote control opening and for use as “hose burst protection” on boom and dipper cylinders of EXCAVATORS (ISO Standard 8643).

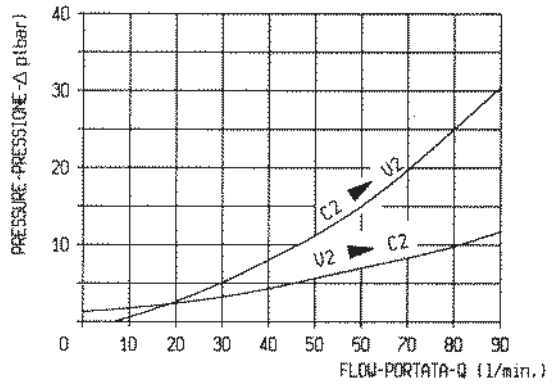

Z		MOLLE / SPRINGS				
		Campo taratura min - max bar Adj. press. range bar	Incremento press. bar / giro vite Press. increase bar / turn	Taratura standard inizio apertura bar Std. cracking pressure setting bar	Cod. ordinazione Ordering code	Colore Colour
40	1	3-15	4	8	03.51.01.075	verde green
	2	200-400	215	350	03.51.01.124	giallo yellow

Y	ATTACCHI / PORT SIZE	
	V2 - C2	Pil - T
03	G 1/2	G 1/4

A-VBC-90-SX

08.47.96.00.03.40.00.0

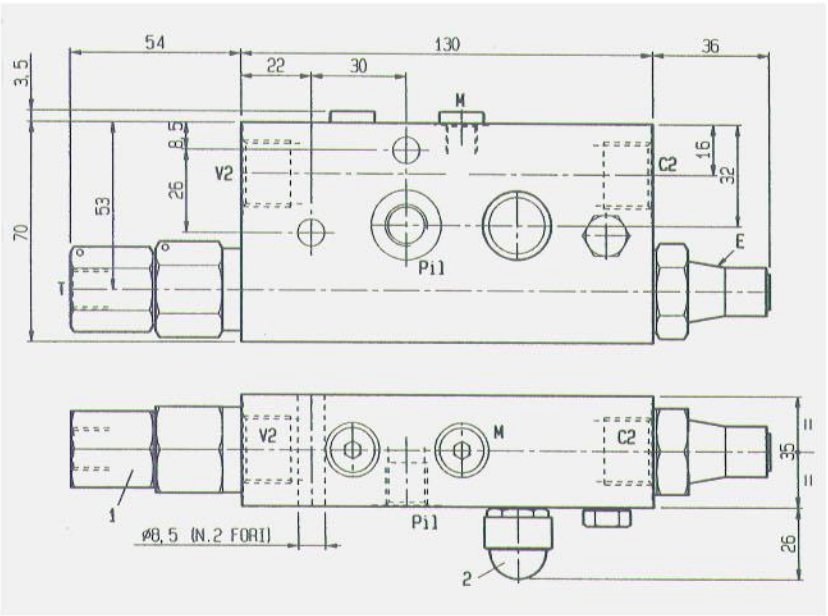

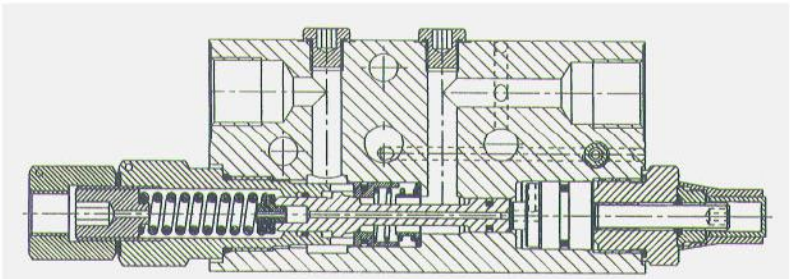

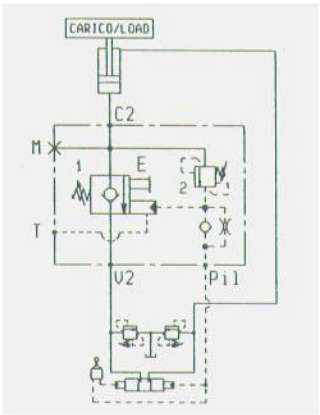

DATI TECNICI / TECHNICAL DATA

Pressione di lavoro max. Max. working pressure	400 bar
Portata max. Flow max.	100 l/min
Peso Weight	2.5kg

Valvole espressamente progettate per pilotaggio con manipolatori e per applicazioni come "protezione contro rottura tubo" su cilindri di bracci ESCAVATORI (Norma ISO 8643).

This valve is especially designed for remote control opening and for use as "hose burst protection" on boom and dipper cylinders of EXCAVATORS (ISO Standard 8643).

Collettore in acciaio
Steel body

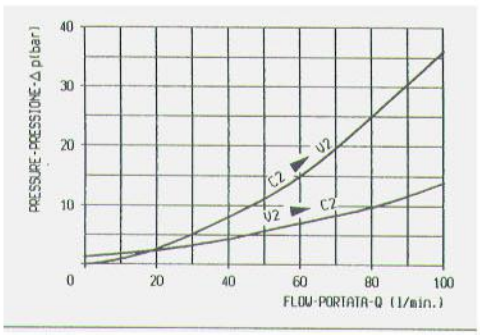

MOLLE / SPRINGS

	Campo taratura min - max bar Adj. press. range bar	Incremento press. bar / giro vite Press. increase bar / turn	Taratura standard inizio apertura bar Std. cracking pressure setting bar	Cod. ordinazione Ordering code	Colore Colour
1	3-15	4	7.5	03.51.01.075	Verde green
2	200-400	215	350	03.51.01.124	giallo yellow

ATTACCHI / PORT SIZE

	V2-C2	E-Pil-T
	G ½	G 1/4

VBSO-DE

05.42.01 - X - Y - Z

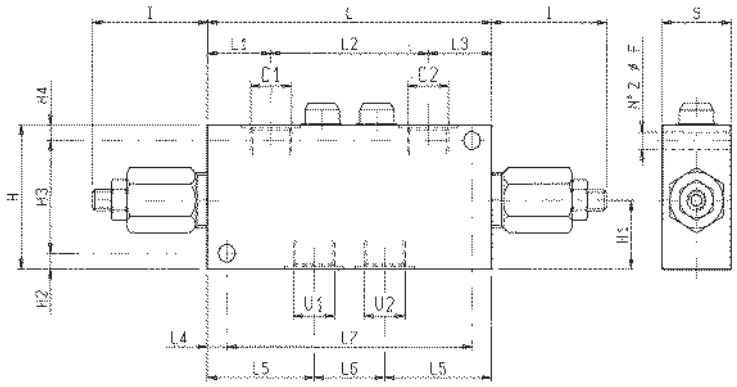

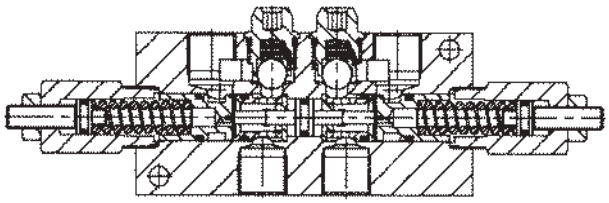

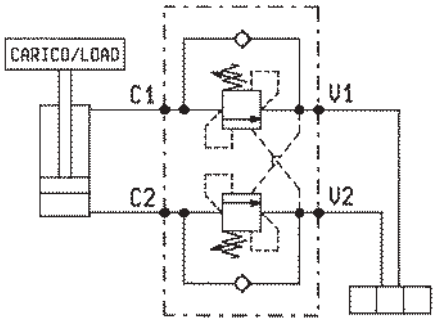

DATI TECNICI / TECHNICAL DATA

Pressione max. Max. pressure	350 bar
Portata max. vedi diagramma Flow see performance graph	
Taratura della valvola: almeno 1.3 volte superiore alla pressione indotta dal carico Pressure setting: at least 1.3 times the load induced pressure	
Cappellotto per piombatura Sealing Cap	Codice/Ordering code 03.05.01.001

S	L7	L6	L5	L4	L3	L2	L1	L	I	H4	H3	H2	H1	H	F	Y	Peso kg Weight kg
35	125	36	54.5	10	32.5	80	32.5	145	60	8	54	8	32	70	8.5	1/2	1.37
40	155	50	62.5	10	34	107	34	175	60	10	70	10	38	90	10.5	3/4	2.10

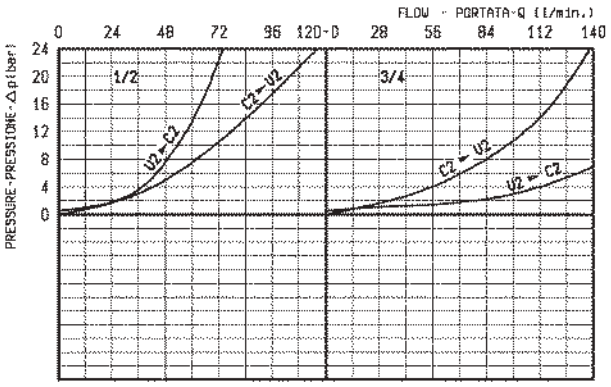

X	RAPPORTO DI PILOTAGGIO PILOT RATIO
03	8.2 : 1
10	3.2 : 1

Z	MOLLE / SPRINGS				
	Campo taratura min - max bar Adj. press. range bar	Incremento press. bar / giro vite Press. increase bar / turn	Taratura standard bar (Q = 5 l/min) Std. setting bar (made at = 5 l/min)	Cod. ordinazione Ordering code	Colore Colour
20	60-210	64	200	03.51.01.021	verde green
35	120-350	106	350	03.51.01.014	giallo yellow

Y	ATTACCHI / PORT SIZE
	V1-V2-C1-C2
03	G 1/2
04	G 3/4

VBSO-DE-CC

05.42.05- X - Y - Z

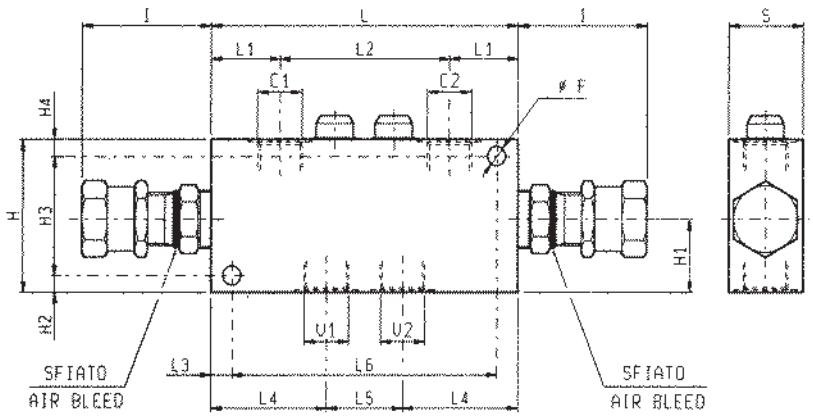

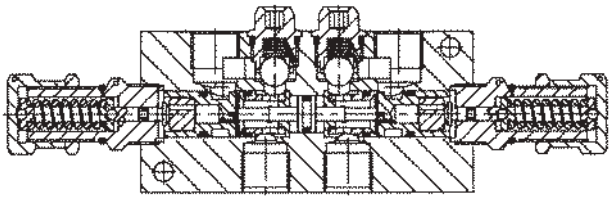

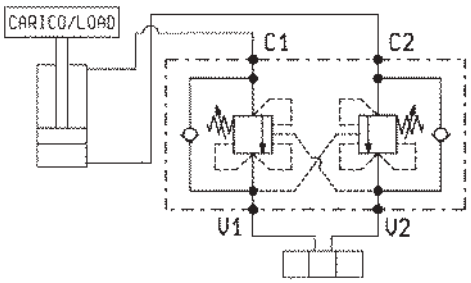

DATI TECNICI / TECHNICAL DATA

Pressione max. Max. pressure	350 bar
Portata max. vedi diagramma Flow see performance graph	
Taratura della valvola: almeno 1.3 volte superiore alla pressione indotta dal carico Pressure setting: at least 1.3 times the load induced pressure	

S	L6	L5	L4	L3	L2	L1	L	I	H4	H3	H2	H1	H	F		Y	Peso kg Weight kg
40	155	50	62.5	10	107	34	175	65	10	70	10	38	90	10.5		3/4	2.15
35	125	36	54.5	10	86	29.5	145	65	8	54	8	33	70	8.5		M22	1.45
35	125	36	54.5	10	80	32.5	145	65	8	54	8	33	70	8.5		1/2	1.45

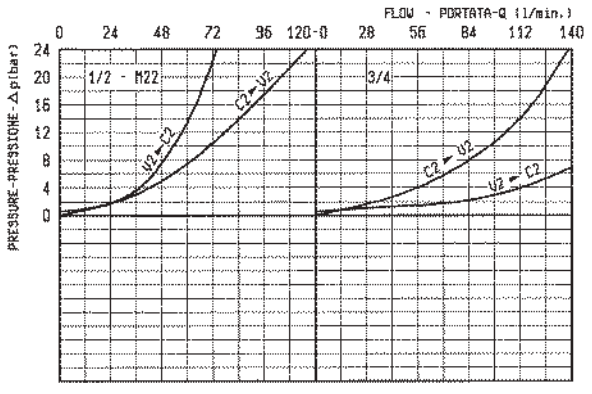

X	RAPPORTO DI PILOTAGGIO PILOT RATIO
02	8.2 : 1
10	3.2 : 1

Z	MOLLE / SPRINGS				
	Campo taratura min - max bar Adj. press. range bar	Incremento press. bar / giro vite Press. increase bar / turn	Taratura standard bar (Q = 5 l/min) Std. setting bar (made at = 5 l/min)	Cod. ordinazione Ordering code	Colore Colour
20	60-210	54	200	03.51.01.075	verde green
35	100-350	95	350	03.51.01.059	giallo yellow

Y	ATTACCHI / PORT SIZE
	V1-V2-C1-C2
03	G 1/2
04	G 3/4
89	M22x1.5

VBSO-SE-N

05.41.41 - X - Y - Z

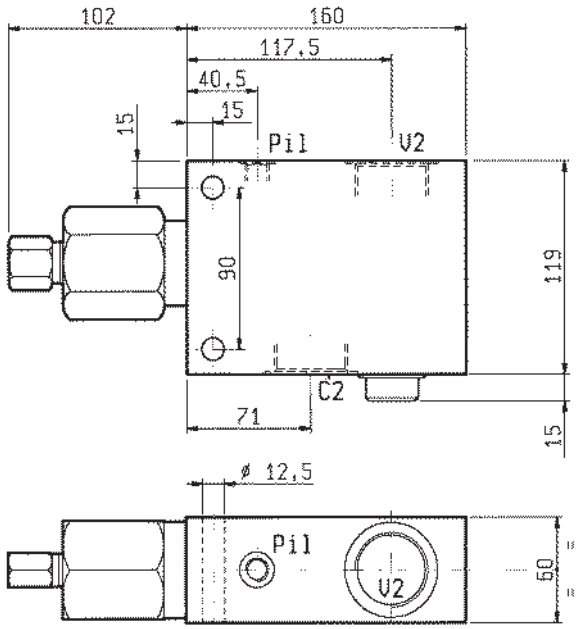

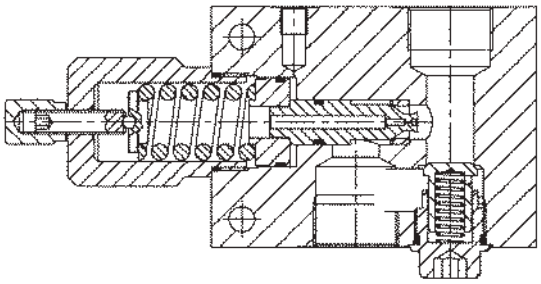

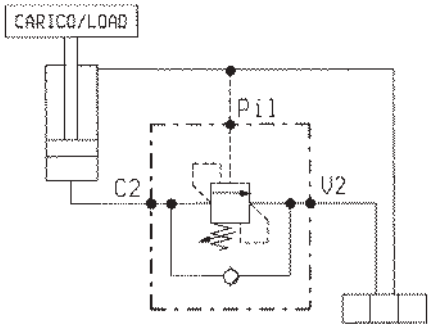

DATI TECNICI / TECHNICAL DATA

Pressione max. Max. pressure	210 bar
Portata max. Flow max.	300 l/min
Taratura della valvola: almeno 1.3 volte superiore alla pressione indotta dal carico Pressure setting: at least 1.3 times the load induced pressure	
Peso Weight	4.45 kg

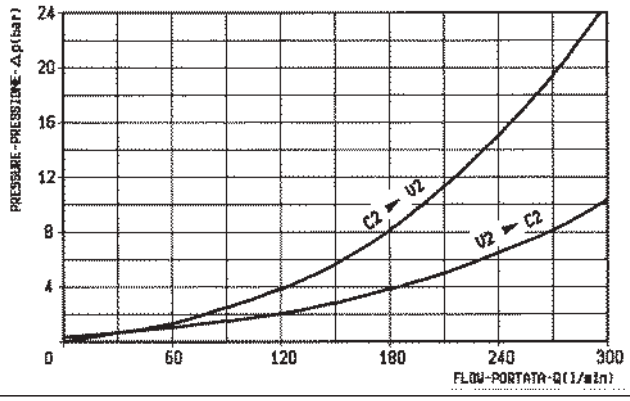

X	RAPPORTO DI PILOTAGGIO PILOT RATIO
03	6.4 : 1
10	2.4 : 1

Z	MOLLE / SPRINGS				
	Campo taratura min - max bar Adj. press. range bar	Incremento press. bar / giro vite Press. increase bar / turn	Taratura standard bar (Q = 5 l/min) Std. setting bar (Q = 5 l/min)	Cod. ordinazione Ordering code	Colore Colour
20	**60-210**	**37**	**200**	**03.51.01.044**	verde green

Y	ATTACCHI / PORT SIZE	
	V2-C2	PIL
06	G 1 1/4	G 1/4

VBSO-DE-NA

05.42.25 - X - Y - Z

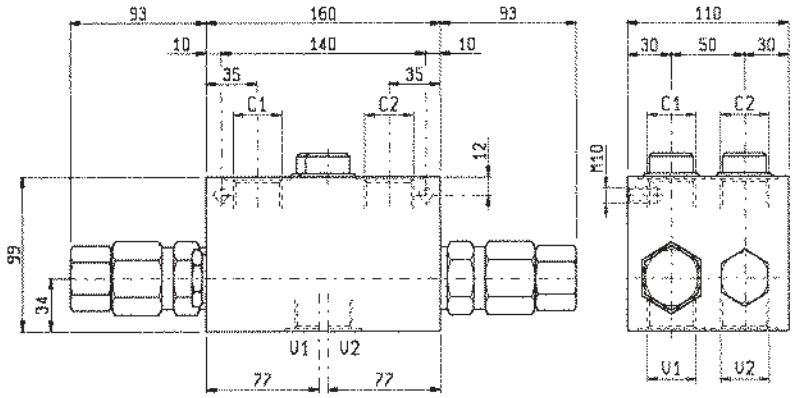

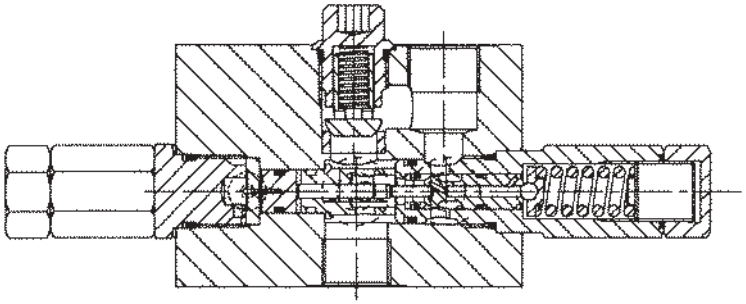

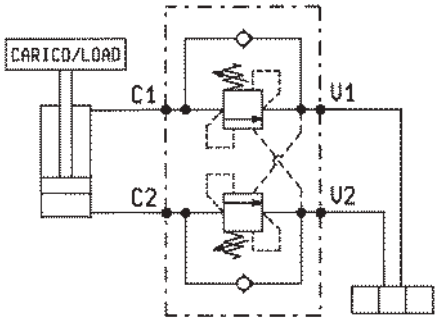

DATI TECNICI / TECHNICAL DATA

Pressione max. Max. pressure	350 bar
Portata max. Flow max.	220 l/min
Taratura della valvola: almeno 1.3 volte superiore alla pressione indotta dal carico Pressure setting: at least 1.3 times the load induced pressure	
Cappellotto per piombatura Sealing Cap	Codice/Ordering code 03.05.01.005
Peso Weight	7.25 kg

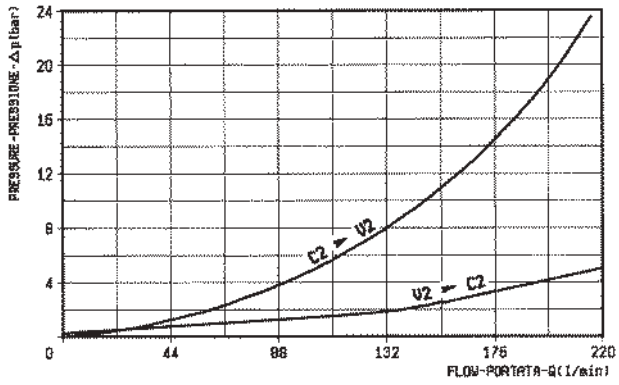

X	RAPPORTO DI PILOTAGGIO PILOT RATIO
03	8.1 : 1
10	2.8 : 1

Z	MOLLE / SPRINGS				
	Campo taratura min - max bar Adj. press. range bar	Incremento press. bar / giro vite Press. increase bar / turn	Taratura standard bar (Q = 5 l/min) Std. setting bar (made at = 5 l/min)	Cod. ordinazione Ordering code	Colore Colour
20	60-210	36	200	03.51.01.067	verde green
35	120-350	62	350	03.51.01.057	giallo yellow

Y	ATTACCHI / PORT SIZE
	V1-V2-C1-C2
05	G 1

VBSO-DE-NA

05.42.25 - X - Y - Z

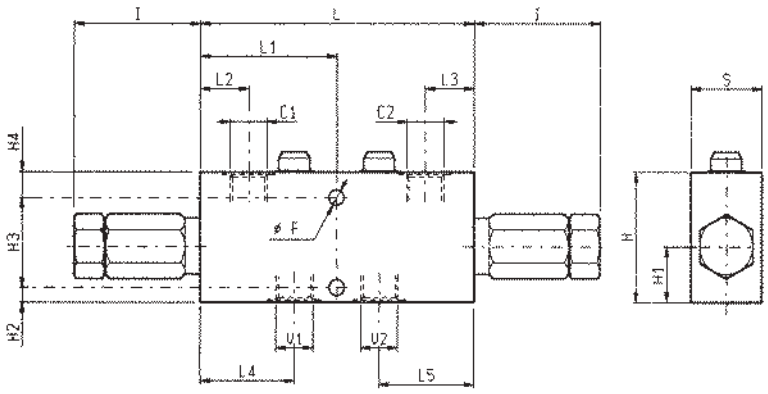

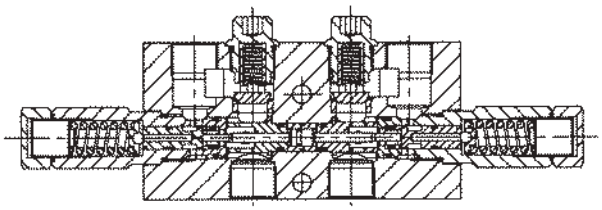

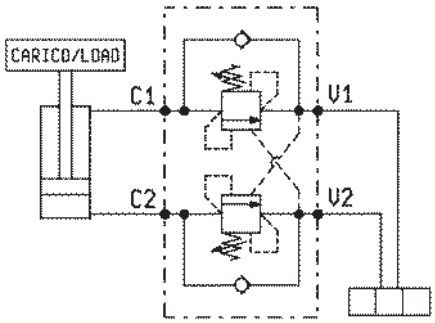

DATI TECNICI / TECHNICAL DATA

Pressione max. Max. pressure	350 bar
Portata max. vedi diagramma Flow see performance graph	
Taratura della valvola: almeno 1.3 volte superiore alla pressione indotta dal carico Pressure setting: at least 1.3 times the load induced pressure	
Cappellotto per piombatura Sealing Cap	Codice/Ordering code 03.05.01.001

S	L5	L4	L3	L2	L1	L	I	H4	H3	H2	H1	H	F				Y	Peso kg Weight kg
40	62	62	29	29	90	180	69	30	50	10	35	90	10.5				3/4	2.60
40	53.5	53.5	27.5	27.5	77.5	155	71.5	14	48	8	30	70	8.5				1/2	2.10
35	48.5	48.5	25.5	25.5	77.5	145	61.5	17	40	8	26.5	65	8.5				3/8	1.45

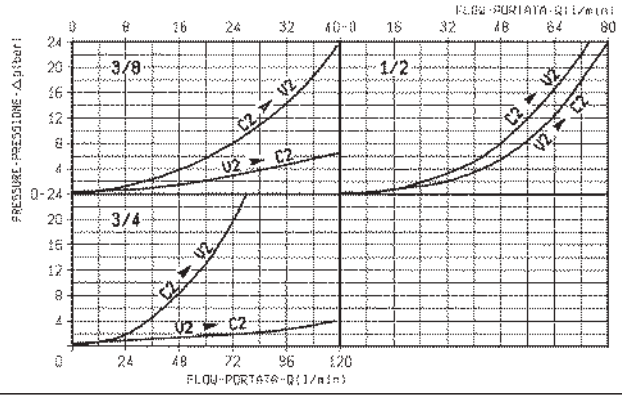

X	RAPPORTO DI PILOTAGGIO PILOT RATIO
03	1/2 - 7.6 : 1 3/4 - 7.6 : 1
10	3/8 - 3.6 : 1 1/2 - 3 : 1 3/4 - 3 : 1

Z		MOLLE / SPRINGS Campo taratura min - max bar Adj. press. range bar	Incremento press. bar / giro vite Press. increase bar / turn	Taratura standard bar (Q = 5 l/min) Std. setting bar (made at = 5 l/min)	Cod. ordinazione Ordering code	Colore Colour
3/8	20	60-210	60	200	03.51.01.075	verde green
	35	100-350	100	350	03.51.01.059	giallo yellow
1/2	20	60-210	68	200	03.51.01.152	verde green
3/4	35	100-350	105	350	03.51.01.142	giallo yellow

Y	ATTACCHI / PORT SIZE V1-V2-C1-C2
02	G 3/8
03	G 1/2
04	G 3/4

BILANCIAMENTO, SEMPLICE EFFETTO, SERIE “NA”, PER ARGANI

PILOT ASSISTED, SERIES “NA”, OVERCENTRE FOR WINCHES

VBSO-SE-NA-LA

05.41.81 - X - Y - Z

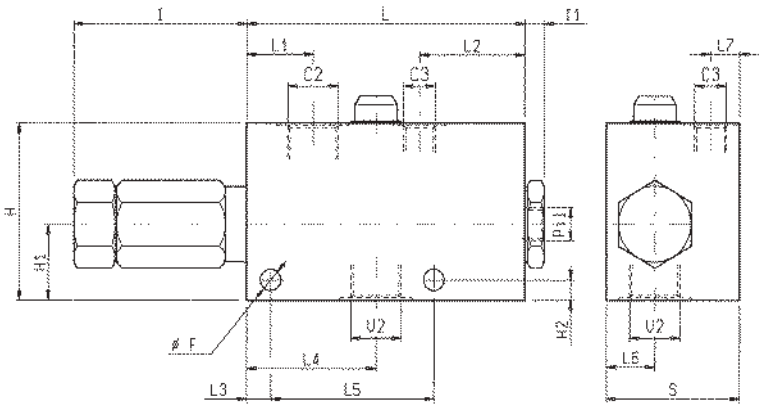

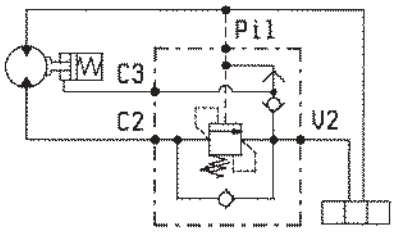

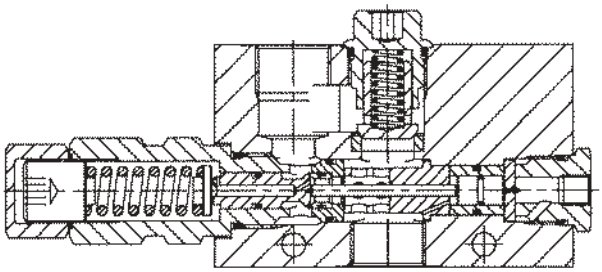

DATI TECNICI / TECHNICAL DATA

Pressione max. Max. pressure	350 bar
Portata max. vedi diagramma Flow see performance graph	
Taratura della valvola: almeno 1.3 volte superiore alla pressione indotta dal carico Pressure setting: at least 1.3 times the load induced pressure	

S	L7	L6	L5	L4	L3	L2	L1	L	I1	I	H2	H1	H	F			Y	Peso kg Weight kg
70	14	30	85	77	35	44	35	160	10	92.5	10	35	100	10.5			1	4
60	15	20	75	62.5	10	48.5	29	127.5	10	71.5	10	35	90	10.5			3/4	2.35
55	12	20	67.5	53.5	10	43.5	27.5	61	10	71.5	8	30	70	8.5			1/2	1.67

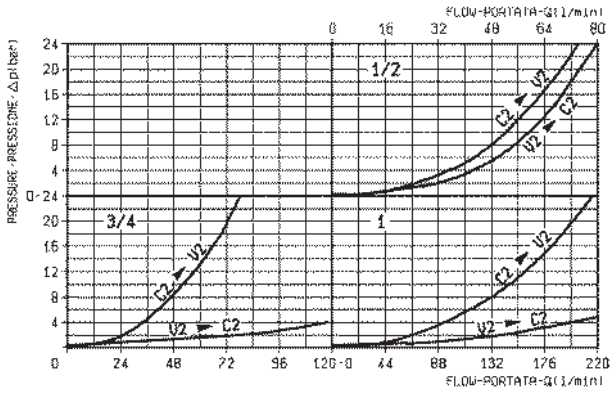

X	RAPPORTO DI PILOTAGGIO PILOT RATIO
03	1/2 - 7.6 : 1 3/4 - 7.6 : 1 1 - 8 : 1
10	1/2 - 3 : 1 3/4 - 3 : 1 1 - 2.8 : 1

Z		MOLLE / SPRINGS Campo taratura min - max bar Adj. press. range bar	Incremento press. bar / giro vite Press. increase bar / turn	Taratura standard bar (Q = 5 l/min) Std. setting bar (made at = 5 l/min)	Cod. ordinazione Ordering code	Colore Colour
1/2	20	60-210	68	200	03.51.01.152	verde green
3/4	35	100-350	105	350	03.51.01.142	giallo yellow
1	20	60-210	36	200	03.51.01.067	verde green
	35	100-350	62	350	03.51.01.057	giallo yellow

Y	ATTACCHI / PORT SIZE V2-C2	PIL-C3
03	G 1/2	G 1/4
04	G 3/4	G 1/4
05	G 1	G 1/4

BILANCIAMENTO, SEMPLICE EFFETTO, SERIE “NA”, FLANGIABILI
PILOT ASSISTED, FLANGEABLE, SERIES “NA” OVERCENTRE

VBSO-SE-NA-FC

05.41.65 - X - Y - Z

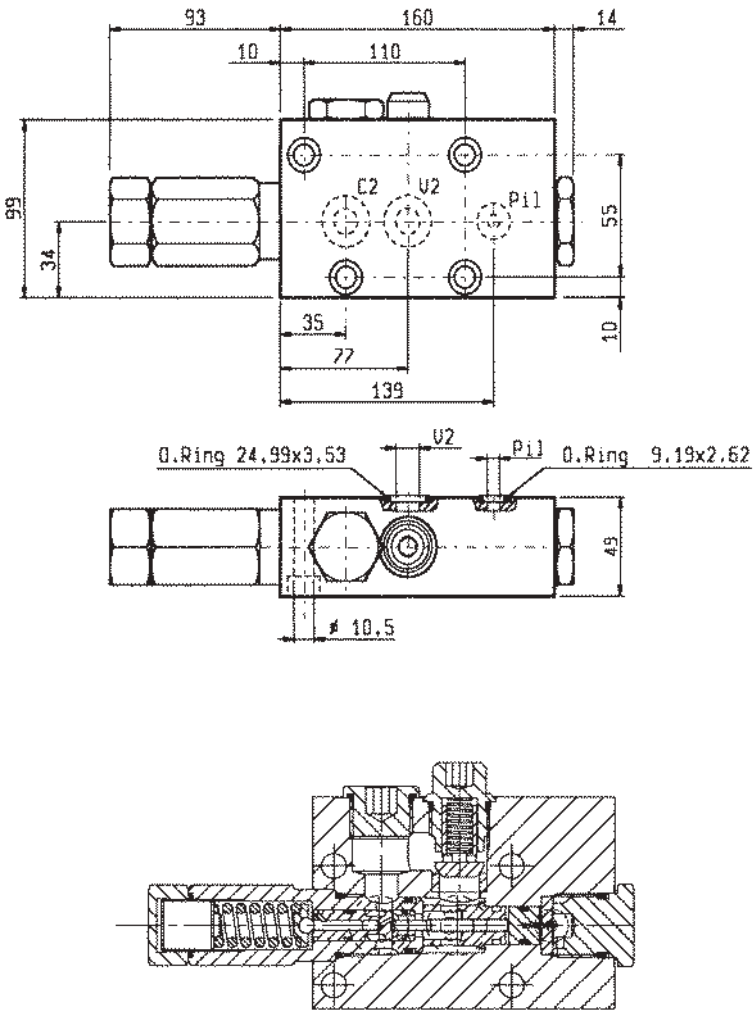

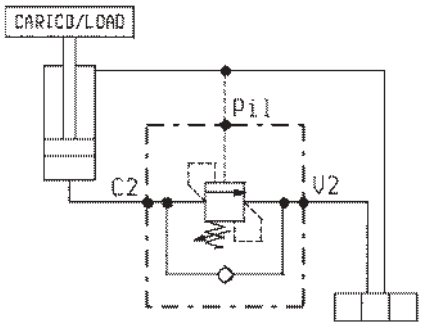

DATI TECNICI / TECHNICAL DATA

Pressione max. Max. pressure	350 bar
Portata max. Flow max.	200 l/min

Taratura della valvola: almeno 1.3 volte superiore alla pressione indotta dal carico

Pressure setting: at least 1.3 times the load induced pressure

Cappellotto per piombatura Sealing Cap	Codice/Ordering code 03.05.01.005
Peso Weight	3.25 kg

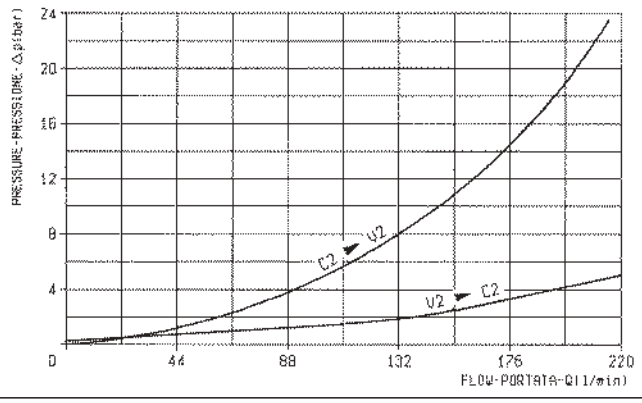

X	RAPPORTO DI PILOTAGGIO PILOT RATIO
03	8 : 1
10	2.8 : 1

Z	MOLLE / SPRINGS				
	Campo taratura min - max bar Adj. press. range bar	Incremento press. bar / giro vite Press. increase bar / turn	Taratura standard bar (Q = 5 l/min) Std. setting bar (Q = 5 l/min)	Cod. ordinazione Ordering code	Colore Colour
20	60-210	36	200	03.51.01.067	verde green
35	100-350	62	350	03.51.01.057	giallo yellow

Y	ATTACCHI / PORT SIZE	
	V2-C2	PIL-M
05	∅ 19 (1)	∅ 5

BILANCIAMENTO, SEMPLICE EFFETTO, SERIE “NA”, FLANGIABILI
PILOT ASSISTED, FLANGEABLE, SERIES “NA” OVERCENTRE

VBSO-SE-NA-FC

05.41.65 - X - Y - Z

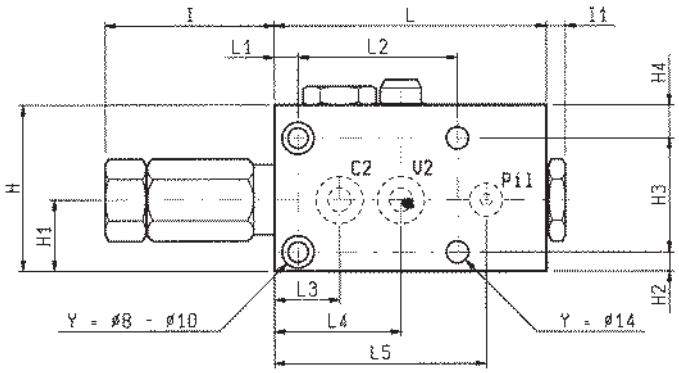

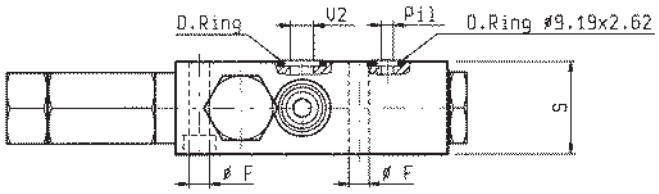

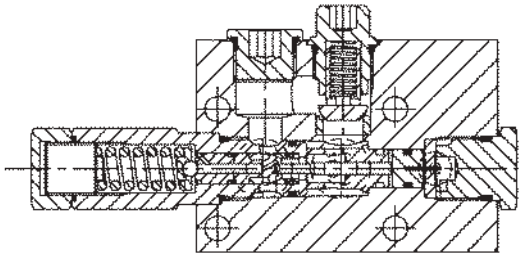

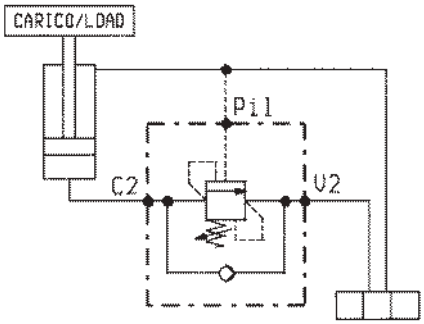

DATI TECNICI / TECHNICAL DATA

Pressione max.
Max. pressure — 350 bar

Portata max. vedi diagramma
Flow see performance graph

Taratura della valvola: almeno 1.3 volte superiore alla pressione indotta dal carico
Pressure setting: at least 1.3 times the load induced pressure

S	L5	L4	L3	L2	L1	L	I1	I	H4	H3	H2	H1	H	F	O ring	Y	Peso kg Weight kg
39	101	61	28	75	9	127.5	10	71.5	30	50	10	35	90	10.5	15.64x2.62	∅14	1.74
39	89.5	53.5	27.5	67.5	10	115	10	71.5	14	48	8	32	70	8.5	15.34x2.62	∅10	1.38
34	85.5	50	25.5	63.5	9	100	11	61	16	40	8	26.5	64	6.5	15.34x2.62	∅8	0.97

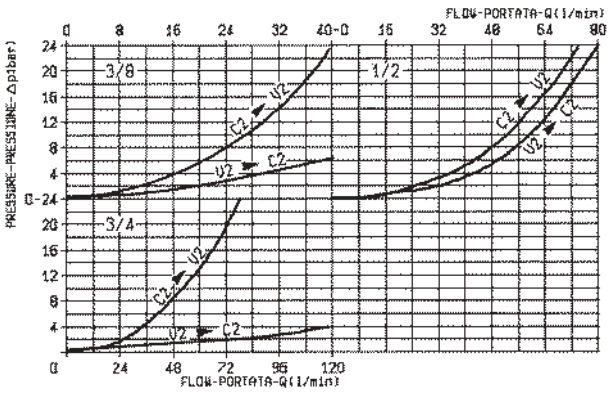

X	RAPPORTO DI PILOTAGGIO PILOT RATIO
03	∅ 10 - 7.6 : 1 ∅ 14 - 7.6 : 1
10	∅ 8 - 3.6 : 1 ∅ 10 - 3 : 1 ∅ 14 - 3 : 1

Z		MOLLE / SPRINGS				
		Campo taratura min - max bar Adj. press. range bar	Incremento press. bar / giro vite Press. increase bar / turn	Taratura standard bar (Q = 5 l/min) Std. setting bar (Q = 5 l/min)	Cod. ordinazione Ordering code	Colore Colour
3/8	20	60-210	60	200	03.51.01.075	verde green
	35	100-350	100	350	03.51.01.059	giallo yellow
1/2	20	60-210	68	200	03.51.01.152	verde green
3/4	35	100-350	105	350	03.51.01.142	giallo yellow

Y	ATTACCHI / PORT SIZE	
	V2-C2	PIL
02	∅ 8 (3/8)	∅ 5
03	∅ 10 (1/2)	∅ 5
04	∅ 14 (3/4)	∅ 5

VBSO-SE-NA

05.41.62 - X - Y - Z

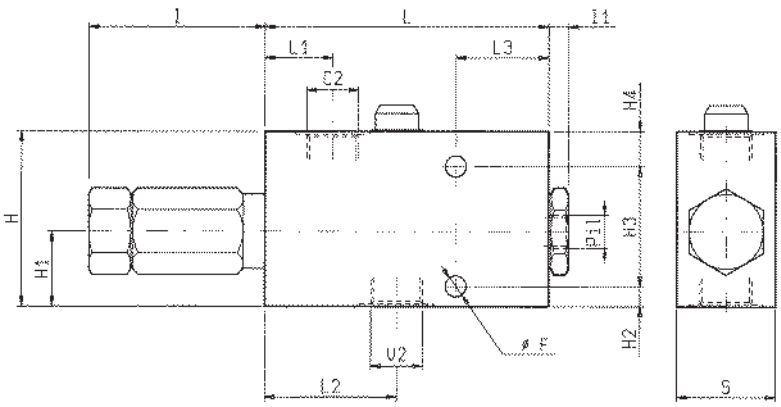

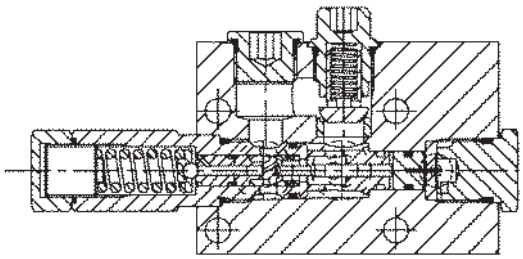

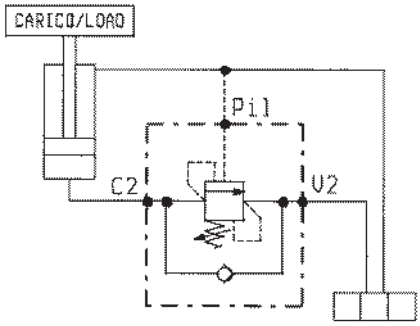

DATI TECNICI / TECHNICAL DATA

Pressione max.
Max. pressure — 350 bar

Portata max. vedi diagramma
Flow see performance graph

Taratura della valvola: almeno 1.3 volte superiore alla pressione indotta dal carico
Pressure setting: at least 1.3 times the load induced pressure

S	L3	L2	L1	L	I	H4	H3	H2	H1	H	F					Y	Peso kg Weight kg
50	40.5	77	35	160	92.5	35	55	10	35	100	10.5					1	3.25
40	42.5	62	29	127.5	71.5	30	50	10	35	90	10.5					3/4	1.755
40	37.5	53.5	27.5	115	71.5	14	48	8	30	70	8.5					1/2	1.39
35	27.5	48.5	27.5	100	61	17	40	8	26.5	65	8.5					3/8	0.98

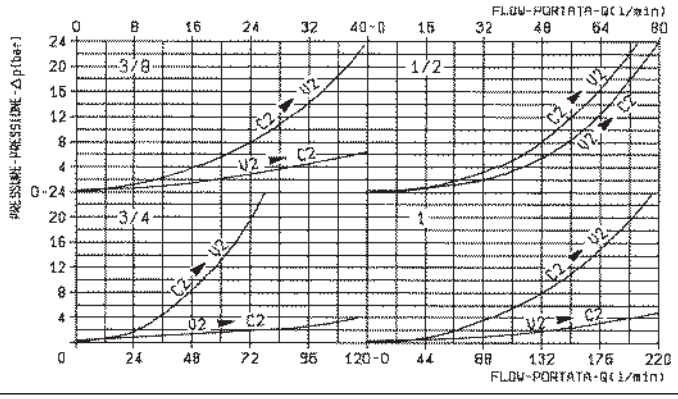

X	RAPPORTO DI PILOTAGGIO PILOT RATIO
03	1/2 - 7.6 : 1 3/4 - 7.6 : 1 1 - 8 : 1
10	3/8 - 3.6 : 1 1/2 - 3 : 1 3/4 - 3 : 1 1 - 2.8 : 1

Z		MOLLE / SPRINGS Campo taratura min - max bar Adj. press. range bar	Incremento press. bar / giro vite Press. increase bar / turn	Taratura standard bar (Q = 5 l/min) Std. setting bar (Q = 5 l/min)	Cod. ordinazione Ordering code	Colore Colour
3/8	20	60-210	60	200	03.51.01.075	verde green
	35	100-350	100	350	03.51.01.059	giallo yellow
1/2	20	60-210	68	200	03.51.01.152	verde green
3/4	35	100-350	105	350	03.51.01.142	giallo yellow
1	20	60-210	36	200	03.51.01.067	verde green
	35	100-350	62	350	03.51.01.057	giallo yellow

Y	ATTACCHI / PORT SIZE	
	V2-C2	PIL
02	G 3/8	G 1/4
03	G 1/2	G 1/4
04	G 3/4	G 1/4
05	G 1	G 1/4

VBSO-DE-NA-FC

05.42.27 - X - Y - Z

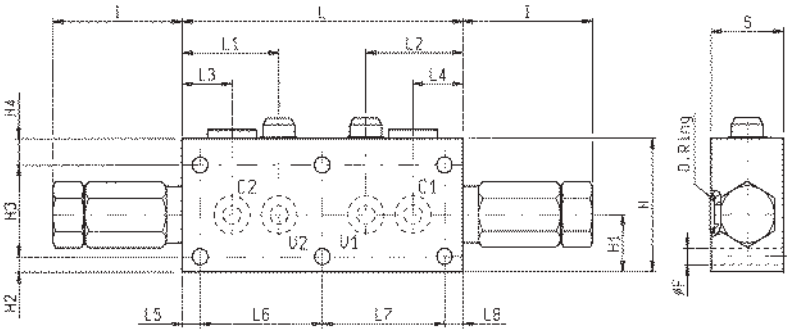

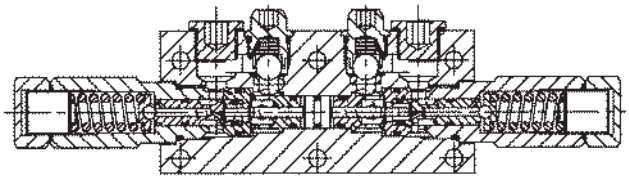

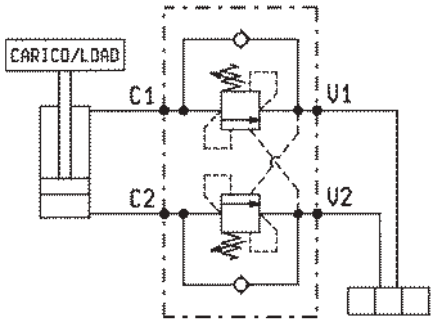

DATI TECNICI / TECHNICAL DATA

Pressione max. Max. pressure	350 bar
Portata max. vedi diagramma Flow see performance graph	
Taratura della valvola: almeno 1.3 volte superiore alla pressione indotta dal carico Pressure setting: at least 1.3 times the load induced pressure	
Cappellotto per piombatura Sealing Cap	Codice/Ordering code 03.05.01.001

S	L8	L7	L6	L5	L4	L3	L2	L1	L	I	H4	H3	H2	H1	H	F	O ring	Y	Peso kg Weight kg
39	10	80	80	10	29	29	62	62	180	69	30	50	10	35	90	10.5	24.99x3.53	Ø14	6.9
39	10	67.5	67.5	10	27.5	27.5	53.5	53.5	155	71,5	14.5	48	7.5	31.5	70	8.5	15.34x2.62	Ø10	6.9
34	9	63.5	63.5	9	25.5	25.5	50	50	145	61.5	17.5	40	7.5	26.5	65	8.5	15.34x2.62	Ø8	6.9

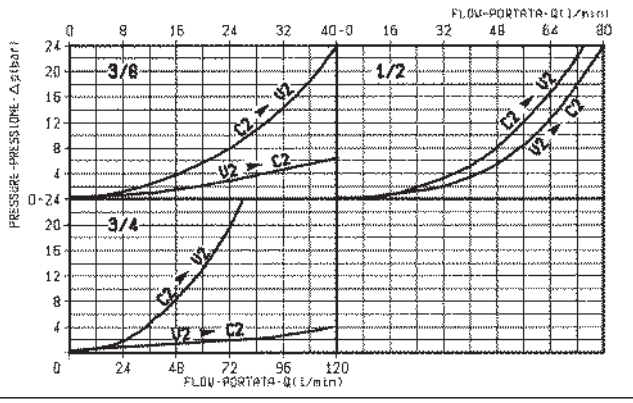

X	RAPPORTO DI PILOTAGGIO PILOT RATIO
03	Ø 10 - 7.6 : 1 Ø 14 - 7.6 : 1
10	Ø 8 - 3.6 : 1 Ø 10 - 3 : 1 Ø 14 - 3 : 1

Z		MOLLE / SPRINGS Campo taratura min - max bar Adj. press. range bar	Incremento press. bar / giro vite Press. increase bar / turn	Taratura standard bar (Q = 5 l/min) Std. setting bar (Q = 5 l/min)	Cod. ordinazione Ordering code	Colore Colour
3/8	20	60-210	60	200	03.51.01.075	verde green
	35	100-350	100	350	03.51.01.059	giallo yellow
1/2	20	60-210	68	200	03.51.01.152	verde green
3/4	35	100-350	105	350	03.51.01.142	giallo yellow

Y	ATTACCHI / PORT SIZE V1-V2-C1-C2
02	Ø 8 (3/8)
03	Ø 10 (1/2)
04	Ø 14 (3/4)

VBSO-DE-NBA

05.42.38 - X - Y - Z

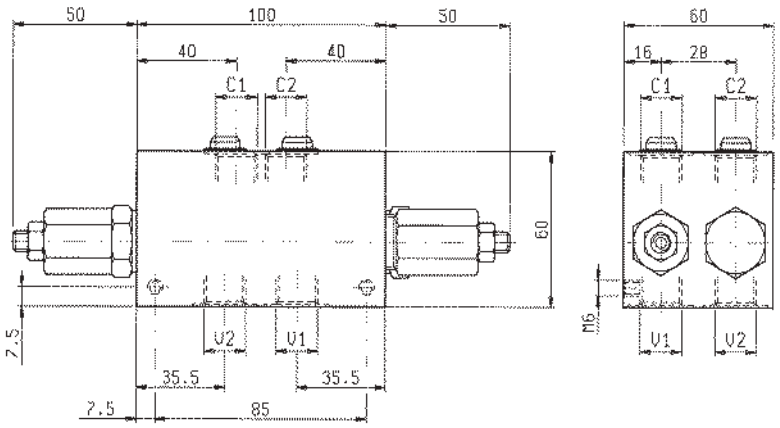

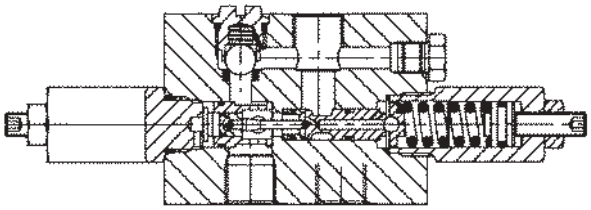

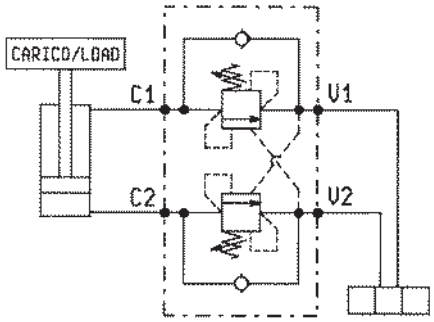

DATI TECNICI / TECHNICAL DATA

Pressione max. Max. pressure	350 bar
Portata max. Flow max.	40 l/min

Taratura della valvola: almeno 1.3 volte superiore alla pressione indotta dal carico

Pressure setting: at least 1.3 times the load induced pressure

Cappellotto per piombatura Sealing Cap	Codice/Ordering code 03.05.01.002
Peso Weight	1.35 kg

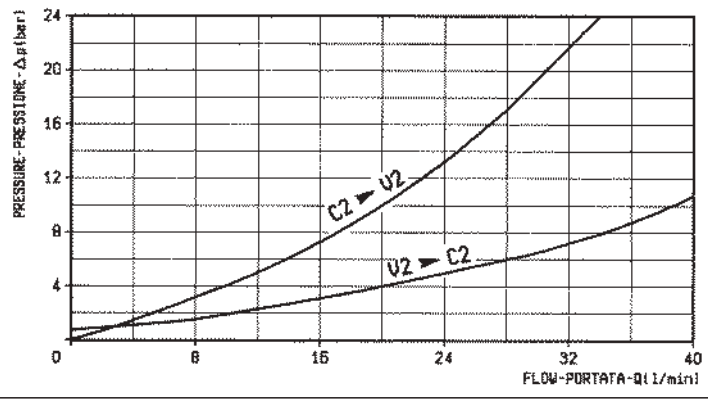

X	RAPPORTO DI PILOTAGGIO PILOT RATIO
37	9.1 : 1
10	3.6 : 1
39	2 : 1

Z	MOLLE / SPRINGS				
	Campo taratura min - max bar Adj. press. range bar	Incremento press. bar / giro vite Press. increase bar / turn	Taratura standard bar (Q = 5 l/min) Std. setting bar (made at = 5 l/min)	Cod. ordinazione Ordering code	Colore Colour
20	**60-210**	**50**	**200**	**03.51.01.075**	verde green
35	**120-350**	**88**	**350**	**03.51.01.059**	giallo yellow

Y	ATTACCHI / PORT SIZE
	V1-V2-C1-C2
02	G 3/8

VBSO-SE-CC-NBA

05.43.31 - X - Y - Z

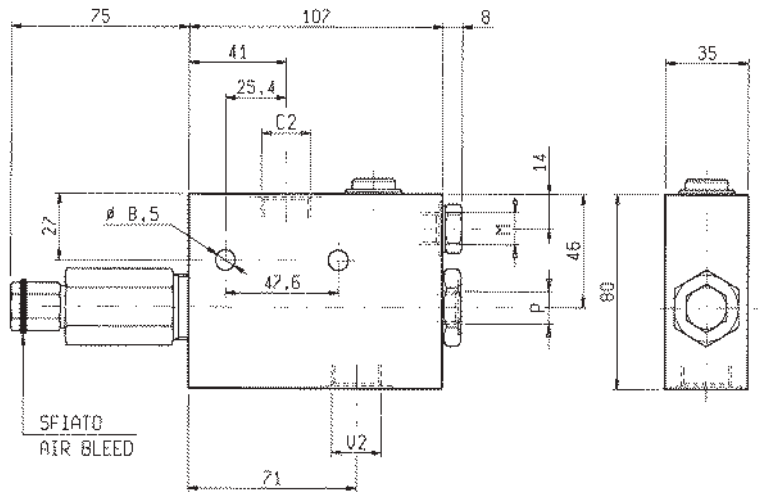

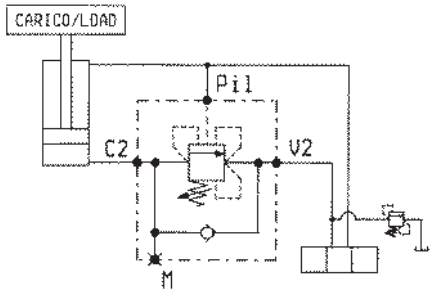

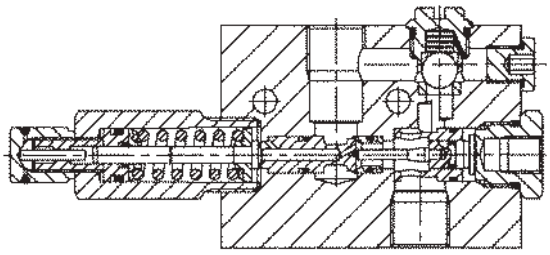

DATI TECNICI / TECHNICAL DATA

Pressione max. Max. pressure	350 bar
Portata max. Flow max.	70 l/min

Taratura della valvola: almeno 1.3 volte superiore alla pressione indotta dal carico

Pressure setting: at least 1.3 times the load induced pressure

Peso Weight	1.05 kg

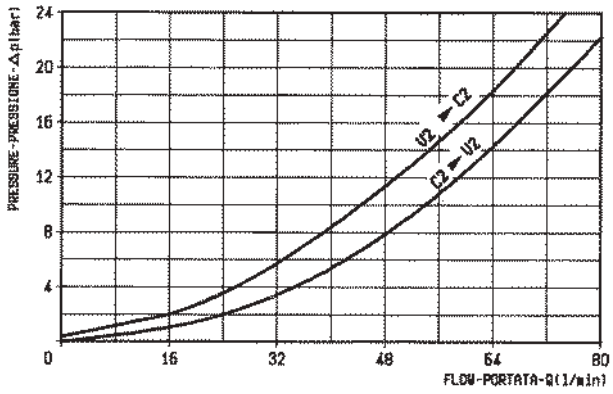

X	RAPPORTO DI PILOTAGGIO PILOT RATIO
03	10.5 : 1
10	3 : 1

Z	MOLLE / SPRINGS				
	Campo taratura min - max bar Adj. press. range bar	Incremento press. bar / giro vite Press. increase bar / turn	Taratura standard bar (Q = 5 l/min) Std. setting bar (Q = 5 l/min)	Cod. ordinazione Ordering code	Colore Colour
20	60-210	68	200	03.51.01.152	verde green
35	100-350	105	350	03.51.01.142	giallo yellow

Y	ATTACCHI / PORT SIZE	
	V2-C2	PIL-M
03	G 1/2	G 1/4

BILANCIAMENTO, SEMPLICE EFFETTO, SERIE “NBA”, FLANGIABILI
PILOT ASSISTED, FLANGEABLE, SERIES “NBA” OVERCENTRE

VBSO-SE-NBA-FCV

05.43.22 - X - Y - Z

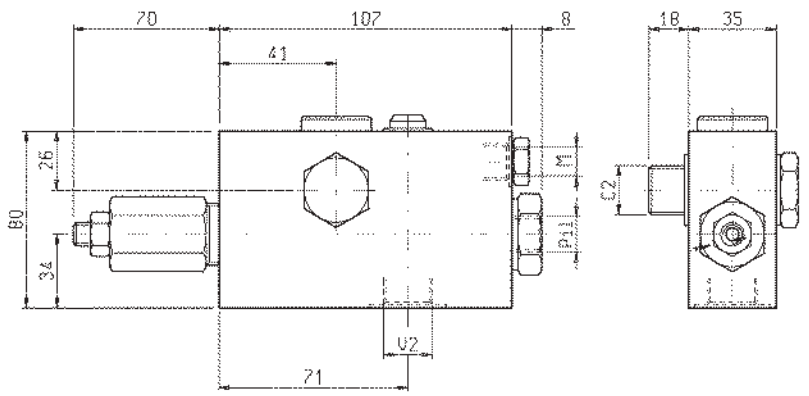

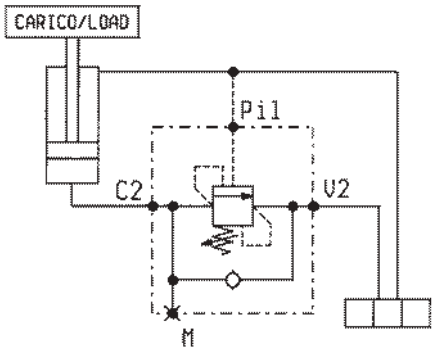

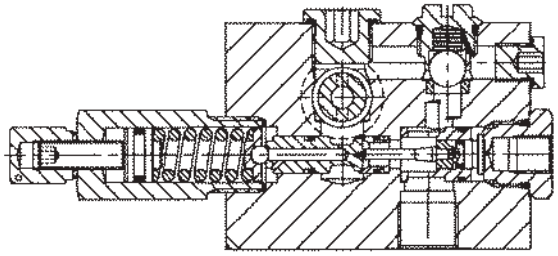

DATI TECNICI / TECHNICAL DATA

Coppia di serraggio Installation torque	70-80 Nm (max 80°)
Pressione max. Max. pressure	350 bar
Portata max. Flow max.	70 l/min

Taratura della valvola: almeno 1.3 volte superiore alla pressione indotta dal carico
Pressure setting: at least 1.3 times the load induced pressure

Cappellotto per piombatura Sealing Cap	Codice/Ordering code 03.05.01.001
Peso Weight	1.2 kg

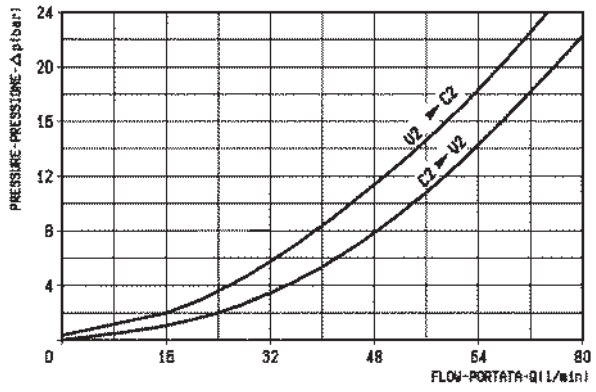

X	RAPPORTO DI PILOTAGGIO PILOT RATIO
03	10.5 : 1
10	3 : 1

Z	MOLLE / SPRINGS				
	Campo taratura min - max bar Adj. press. range bar	Incremento press. bar / giro vite Press. increase bar / turn	Taratura standard bar (Q = 5 l/min) Std. setting bar (Q = 5 l/min)	Cod. ordinazione Ordering code	Colore Colour
20	60-210	68	200	03.51.01.152	verde green
35	100-350	105	350	03.51.01.142	giallo yellow

Y	ATTACCHI / PORT SIZE	
	V2-C2	PIL-M
03	G 1/2	G 1/4

BILANCIAMENTO, SEMPLICE EFFETTO, SERIE “NBA”, FLANGIABILI
PILOT ASSISTED, FLANGEABLE, SERIES “NBA” OVERCENTRE

VBSO-SE-NBA-FCV

05.43.22 - X - Y - Z

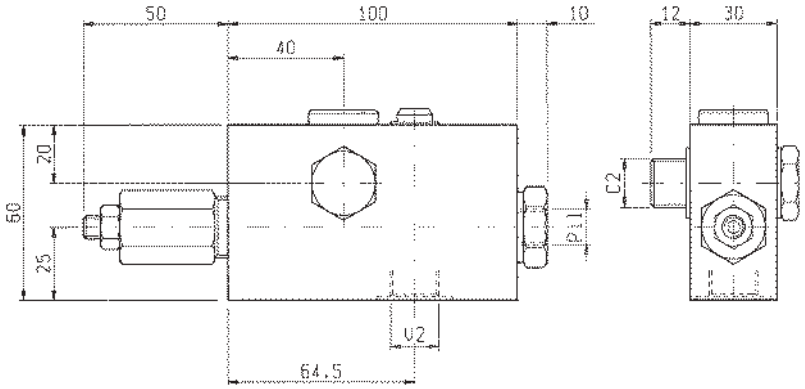

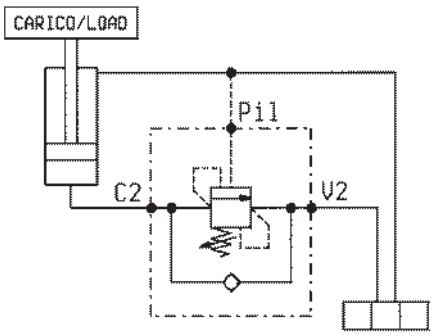

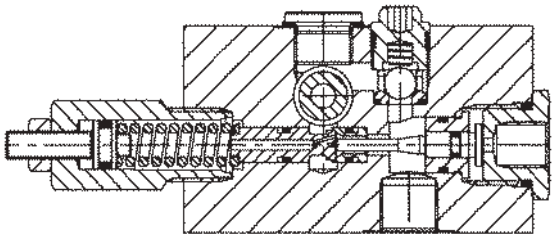

DATI TECNICI / TECHNICAL DATA

Coppia di serraggio Installation torque	41-49 Nm (max 90°)
Pressione max. Max. pressure	350 bar
Portata max. Flow max.	40 l/min
Taratura della valvola: almeno 1.3 volte superiore alla pressione indotta dal carico Pressure setting: at least 1.3 times the load induced pressure	
Cappellotto per piombatura Sealing Cap	Codice/Ordering code 03.05.01.002
Peso Weight	0.9 kg

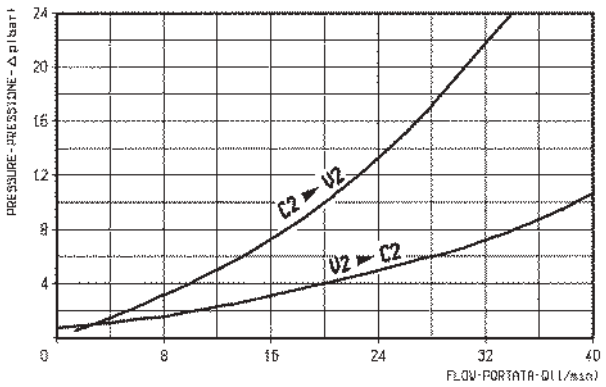

X	RAPPORTO DI PILOTAGGIO PILOT RATIO
37	9.1 : 1
10	3.6 : 1
39	2 : 1

Z	MOLLE / SPRINGS				
	Campo taratura min - max bar Adj. press. range bar	Incremento press. bar / giro vite Press. increase bar / turn	Taratura standard bar (Q = 5 l/min) Std. setting bar (Q = 5 l/min)	Cod. ordinazione Ordering code	Colore Colour
20	60-210	50	200	03.51.01.075	verde green
35	100-350	88	350	03.51.01.059	giallo yellow

Y	ATTACCHI / PORT SIZE	
	V2-C2	PIL
02	G 3/8	G 1/4

VBSO-SE-NBA

05.43.01 - X - Y - Z

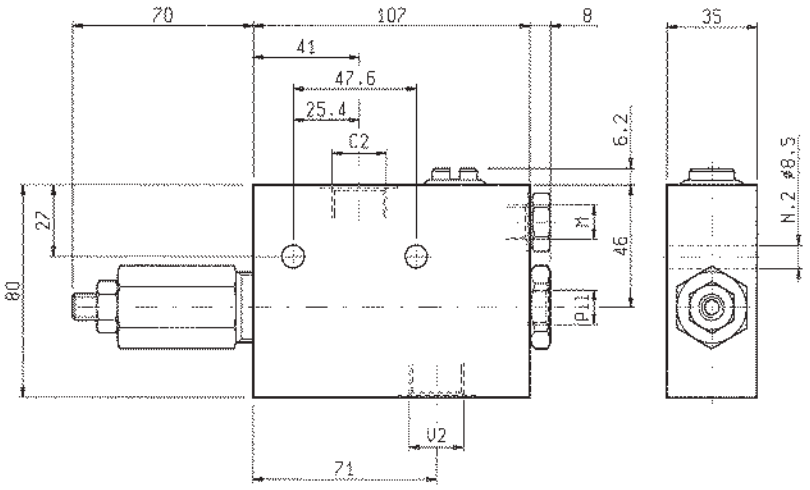

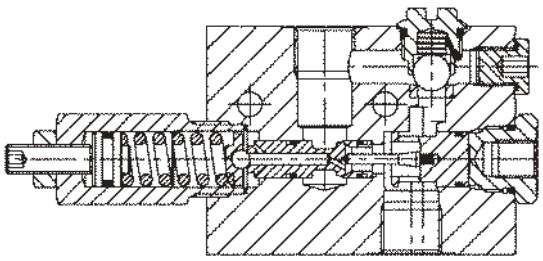

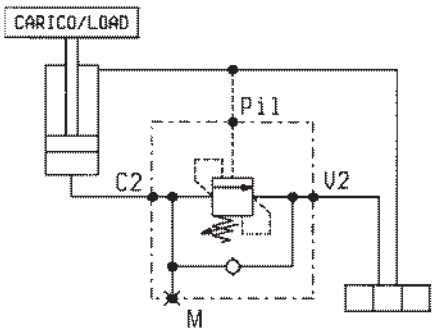

DATI TECNICI / TECHNICAL DATA

Pressione max. Max. pressure	350 bar
Portata max. Flow max.	70 l/min

Taratura della valvola: almeno 1.3 volte superiore alla pressione indotta dal carico

Pressure setting: at least 1.3 times the load induced pressure

Cappellotto per piombatura Sealing Cap	Codice/Ordering code 03.05.01.001
Peso Weight	1.05 kg

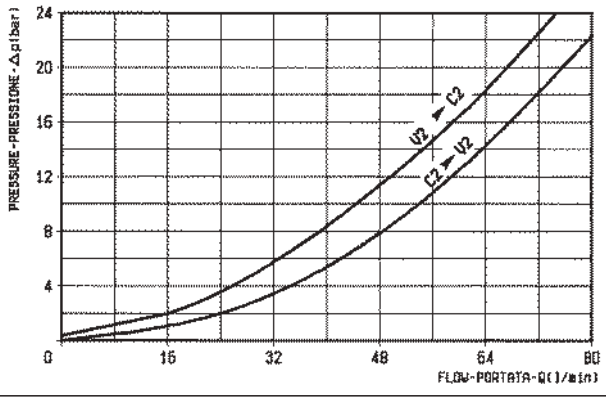

X	RAPPORTO DI PILOTAGGIO PILOT RATIO
03	10.5 : 1
10	3 : 1

Z	MOLLE / SPRINGS				
	Campo taratura min - max bar Adj. press. range bar	Incremento press. bar / giro vite Press. increase bar / turn	Taratura standard bar (Q = 5 l/min) Std. setting bar (Q = 5 l/min)	Cod. ordinazione Ordering code	Colore Colour
20	60-210	68	200	03.51.01.152	verde green
35	100-350	105	350	03.51.01.142	giallo yellow

Y	ATTACCHI / PORT SIZE	
	V2-C2	PIL-M
03	G 1/2	G 1/4

VBSO-SE-NBA

05.43.01 - X - Y - Z

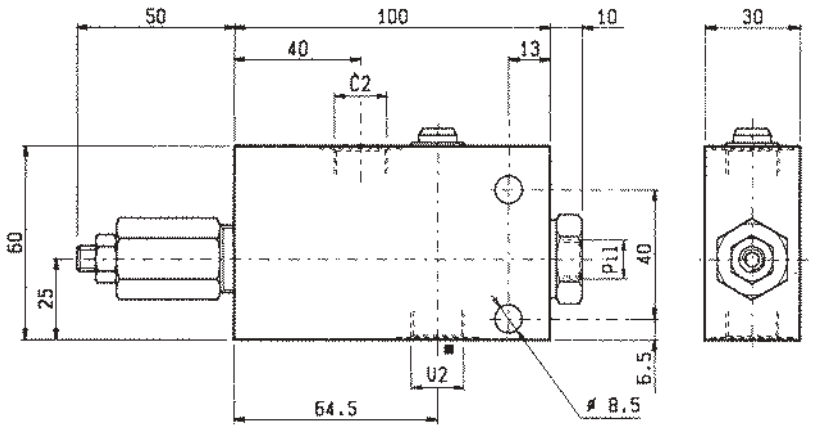

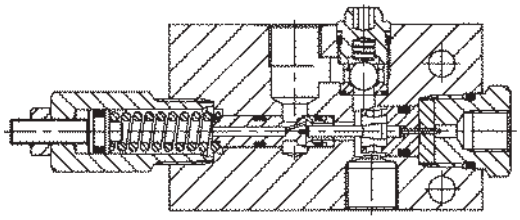

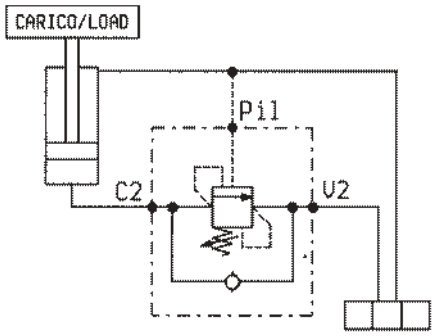

DATI TECNICI / TECHNICAL DATA

Pressione max. Max. pressure	350 bar
Portata max. Flow max.	40 l/min

Taratura della valvola: almeno 1.3 volte superiore alla pressione indotta dal carico

Pressure setting: at least 1.3 times the load induced pressure

Cappellotto per piombatura Sealing Cap	Codice/Ordering code 03.05.01.002
Peso Weight	0.67 kg

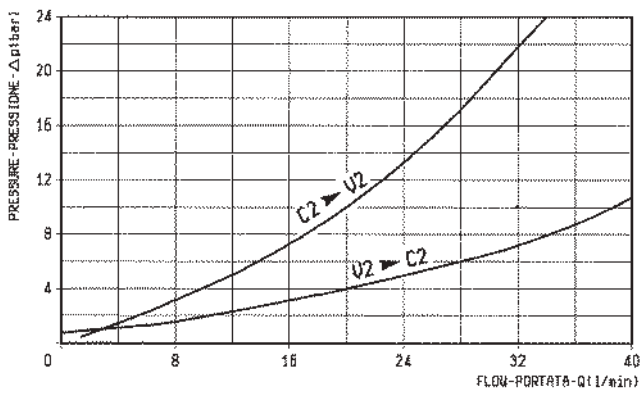

X	RAPPORTO DI PILOTAGGIO PILOT RATIO
37	9.1 : 1
10	3.6 : 1
39	2 : 1

Z	MOLLE / SPRINGS				
	Campo taratura min - max bar Adj. press. range bar	Incremento press. bar / giro vite Press. increase bar / turn	Taratura standard bar (Q = 5 l/min) Std. setting bar (made at 5 l/min)	Cod. ordinazione Ordering code	Colore Colour
20	60-210	50	200	03.51.01.075	verde green
35	100-350	88	350	03.51.01.059	giallo yellow

Y	ATTACCHI / PORT SIZE	
	V2-C2	PIL
02	G 3/8	G 1/4

VBSO-DE-NBA

05.42.38 - X - Y - Z

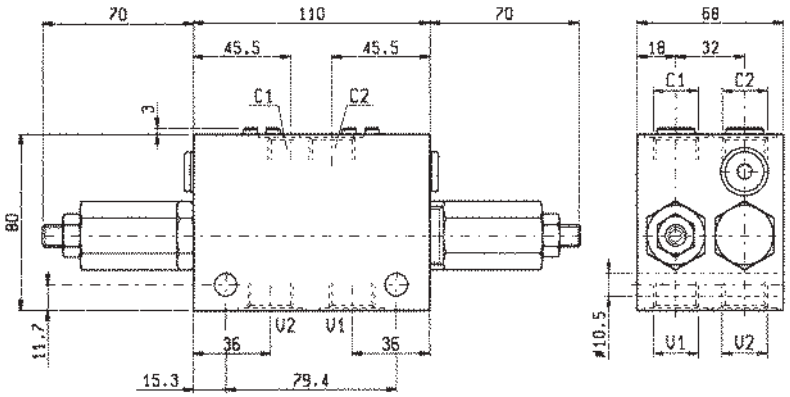

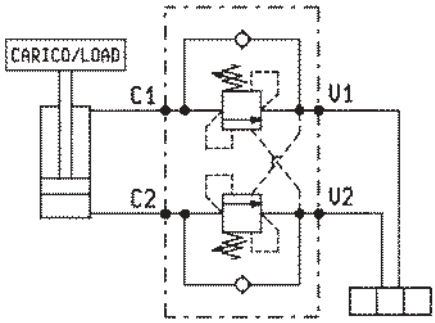

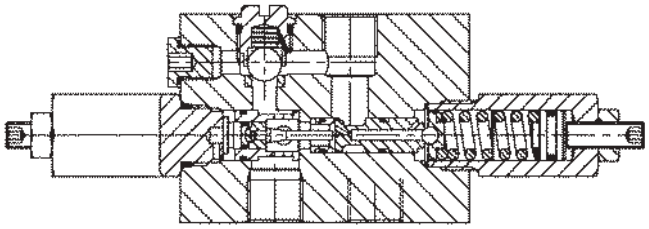

DATI TECNICI / TECHNICAL DATA

Pressione max. Max. pressure	350 bar
Portata max. Flow max.	70 l/min
Taratura della valvola: almeno 1.3 volte superiore alla pressione indotta dal carico Pressure setting: at least 1.3 times the load induced pressure	
Cappellotto per piombatura Sealing Cap	Codice/Ordering code 03.05.01.001
Peso Weight	2 kg

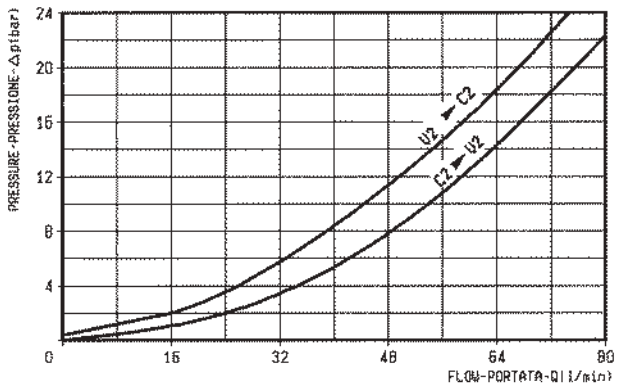

X	RAPPORTO DI PILOTAGGIO PILOT RATIO
03	10.5 : 1
10	3 : 1

Z	MOLLE / SPRINGS				
	Campo taratura min - max bar Adj. press. range bar	Incremento press. bar / giro vite Press. increase bar / turn	Taratura standard bar (Q = 5 l/min) Std. setting bar (made at = 5 l/min)	Cod. ordinazione Ordering code	Colore Colour
20	60-210	68	200	03.51.01.152	verde green
35	120-350	105	350	03.51.01.142	giallo yellow

Y	ATTACCHI / PORT SIZE
	V1-V2-C1-C2
03	G 1/2

VBSO-SE

05.41.01 - X - Y - Z

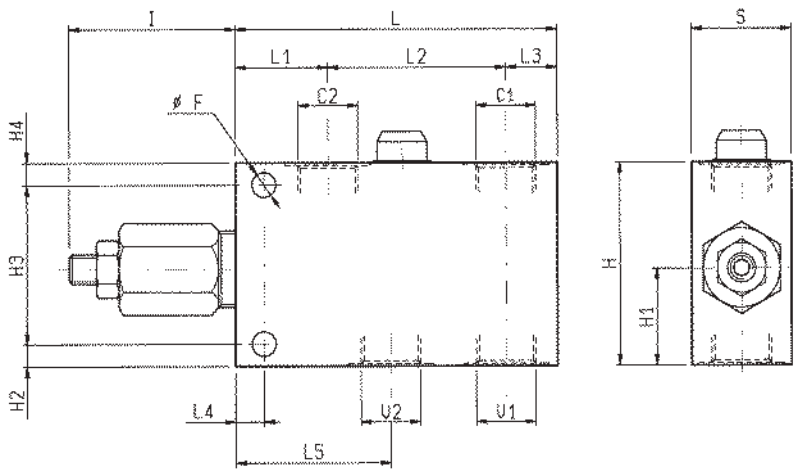

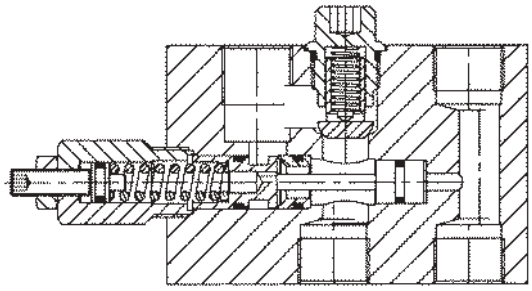

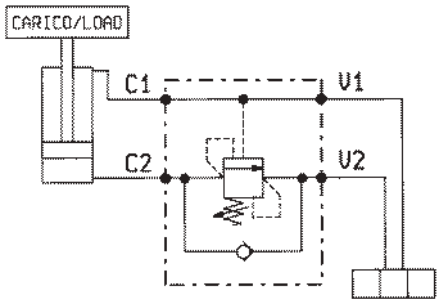

DATI TECNICI / TECHNICAL DATA

Pressione max. Max. pressure	350 bar
Portata max. vedi diagramma Flow see performance graph	
Taratura della valvola: almeno 1.3 volte superiore alla pressione indotta dal carico Pressure setting: at least 1.3 times the load induced pressure	
Cappellotto per piombatura Sealing Cap	Codice/Ordering code 03.05.01.001

S	L5	L4	L3	L2	L1	L	I	H4	H2	H2	H1	H	F			Y	Peso kg Weight kg
35	54.5	10	18	62.5	32.5	113	60	8	54	8	32	70	8.5			1/2	0.90
40	62.5	10	22	79	34	135	60	10	70	10	38	90	10.5			3/4	1.42

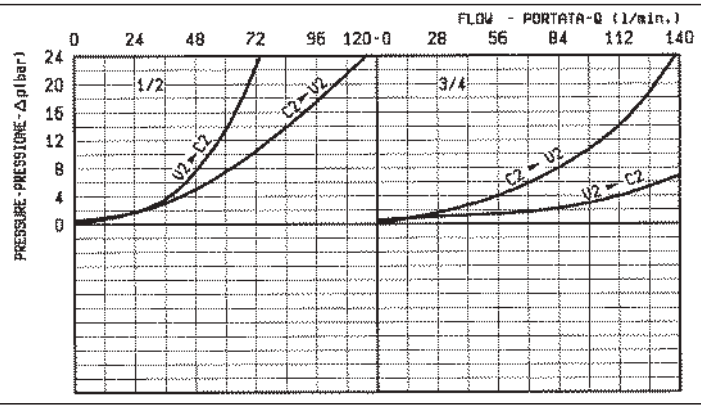

X	RAPPORTO DI PILOTAGGIO PILOT RATIO
03	8.2 : 1
10	3,2 : 1

Z	MOLLE / SPRINGS				
	Campo taratura min - max bar Adj. press. range bar	Incremento press. bar / giro vite Press. increase bar / turn	Taratura standard bar (Q = 5 l/min) Std. setting bar (made at 5 l/min)	Cod. ordinazione Ordering code	Colore Colour
20	60-210	64	200	03.51.01.021	verde green
35	100-350	106	350	03.51.01.014	giallo yellow

Y	ATTACCHI / PORT SIZE
	V1-V2-C1-C2
03	G 1/2
04	G 3/4

VBSO-SE-CC

05.41.06 - X - Y - Z

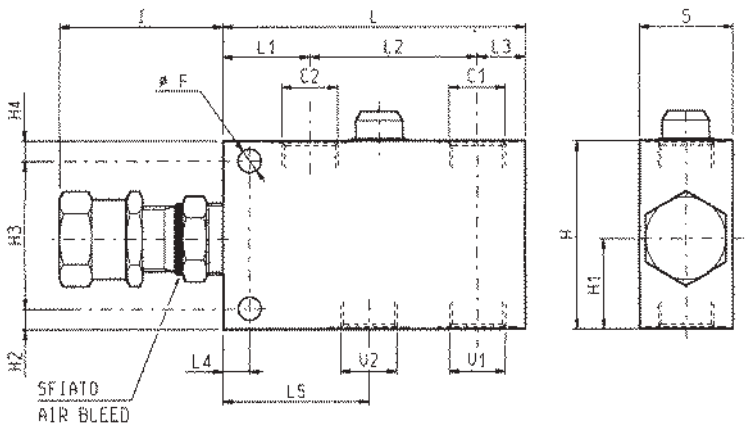

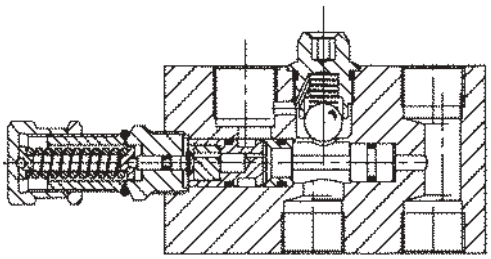

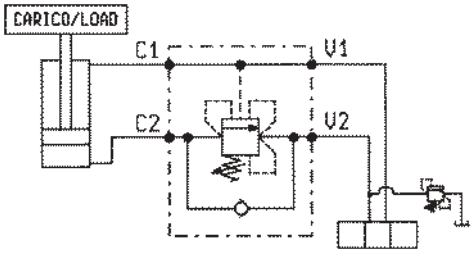

DATI TECNICI / TECHNICAL DATA

Pressione max. Max. pressure	350 bar
Portata max. vedi diagramma Flow see performance graph	
Taratura della valvola: almeno 1.3 volte superiore alla pressione indotta dal carico Pressure setting: at least 1.3 times the load induced pressure	

S	L5	L4	L3	L2	L1	L	I	H3	H2	H1	H	F				Y	Peso kg Weight kg
40	62.5	10	22	79	34	135	65	70	10	38	90	10.5				3/4	1.420
35	54.5	10	18	62.5	32.5	113	65	54	8	32	70	8.5				1/2	0.905

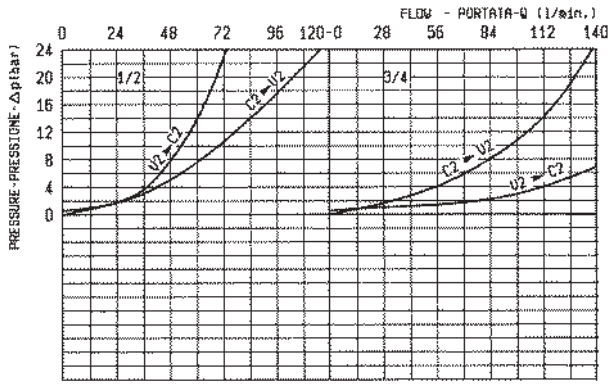

X	RAPPORTO DI PILOTAGGIO PILOT RATIO
02	8.2 : 1
10	3.2 : 1

Z	MOLLE / SPRINGS				
	Campo taratura min - max bar Adj. press. range bar	Incremento press. bar / giro vite Press. increase bar / turn	Taratura standard bar (Q = 5 l/min) Std. setting bar (made at 5 l/min)	Cod. ordinazione Ordering code	Colore Colour
20	60-210	54	200	03.51.01.075	verde green
35	100-350	95	350	03.51.01.059	giallo yellow

Y	ATTACCHI / PORT SIZE
	V1-V2-C1-C2
03	G 1/2
04	G 3/4

VBSO-DE-NN

05.42.47 - X - Y - Z

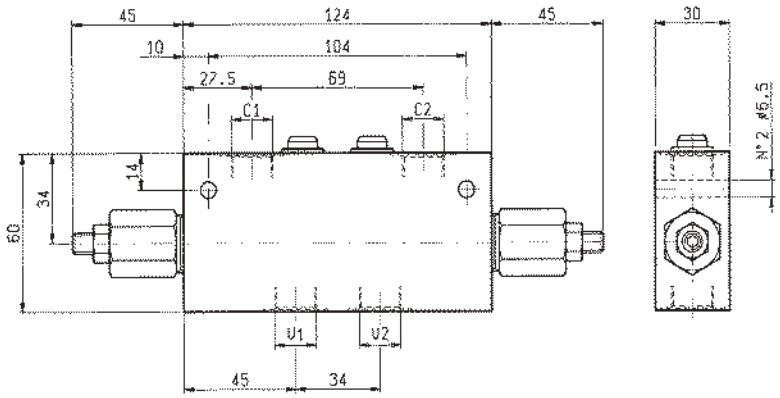

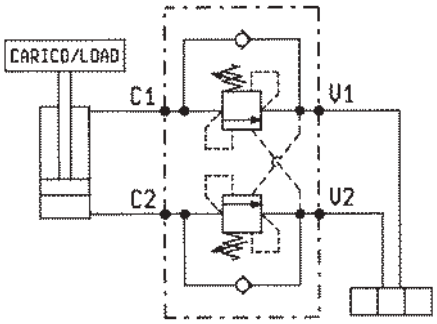

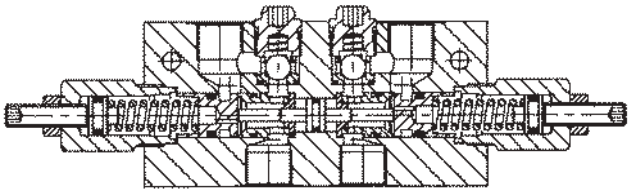

DATI TECNICI / TECHNICAL DATA

Pressione max. Max. pressure	350 bar
Portata max. Flow max.	40 l/min

Taratura della valvola: almeno 1.3 volte superiore alla pressione indotta dal carico

Pressure setting: at least 1.3 times the load induced pressure

Peso Weight	0.80 kg

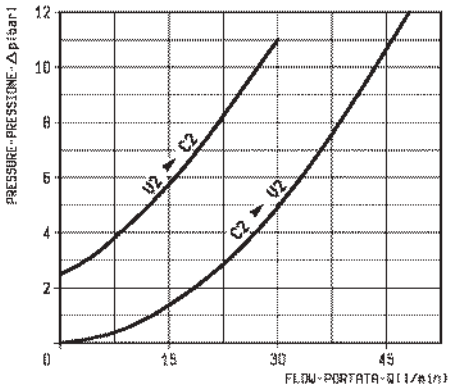

X	RAPPORTO DI PILOTAGGIO PILOT RATIO
03	6.6 : 1
10	2.9 : 1

Z	MOLLE / SPRINGS				
	Campo taratura min - max bar Adj. press. range bar	Incremento press. bar / giro vite Press. increase bar / turn	Taratura standard bar (Q = 5 l/min) Std. setting bar (made at = 5 l/min)	Cod. ordinazione Ordering code	Colore Colour
20	**60-210**	**54**	**200**	**03.51.01.102**	verde green
35	**120-350**	**118**	**350**	**03.51.01.116**	giallo yellow

Y	ATTACCHI / PORT SIZE
	V1-V2-C1-C2
02	G 3/8

VBSO-DE-NN-FCB

05.42.48 - X - Y - Z

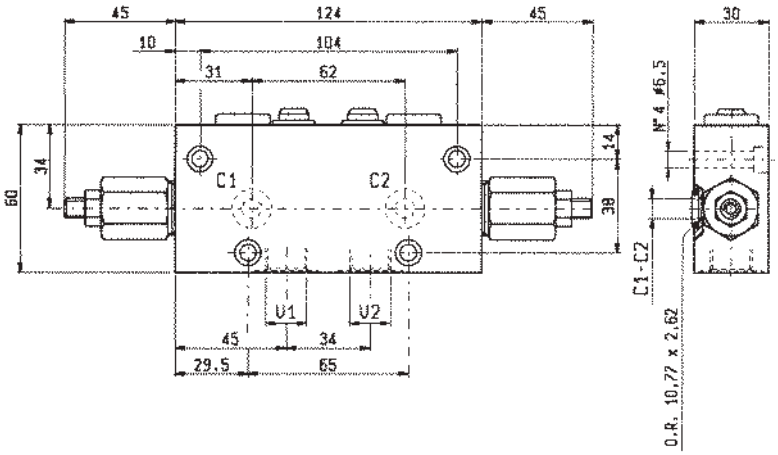

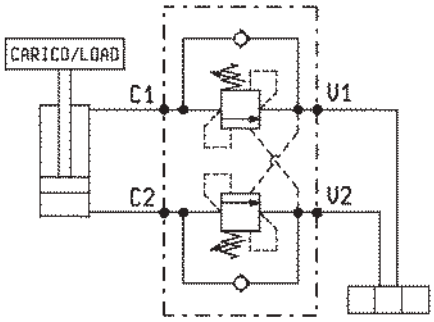

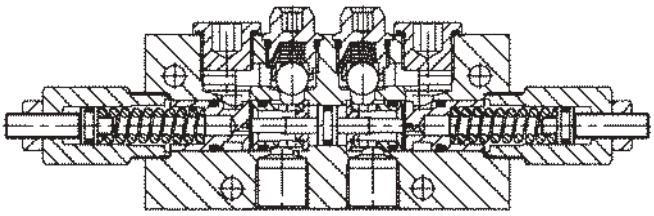

DATI TECNICI / TECHNICAL DATA

Pressione max. Max. pressure	350 bar
Portata max. Flow max.	40 l/min

Taratura della valvola: almeno 1.3 volte superiore alla pressione indotta dal carico

Pressure setting: at least 1.3 times the load induced pressure

Peso Weight	0.75 kg

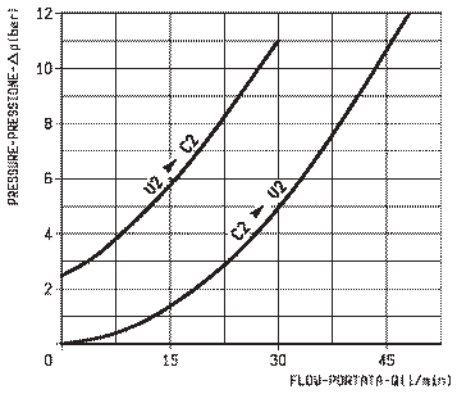

X	RAPPORTO DI PILOTAGGIO PILOT RATIO
03	6.6 : 1
10	2.9 : 1

Z	MOLLE / SPRINGS				
	Campo taratura min - max bar Adj. press. range bar	Incremento press. bar / giro vite Press. increase bar / turn	Taratura standard bar (Q = 5 l/min) Std. setting bar (made at = 5 l/min)	Cod. ordinazione Ordering code	Colore Colour
20	60-210	54	200	03.51.01.102	verde green
35	120-350	118	350	03.51.01.116	giallo yellow

Y	ATTACCHI / PORT SIZE	
	V1-V2	C1-C2
02	G 3/8	∅ 8

VDA-PA

08.90.66.03 - Y

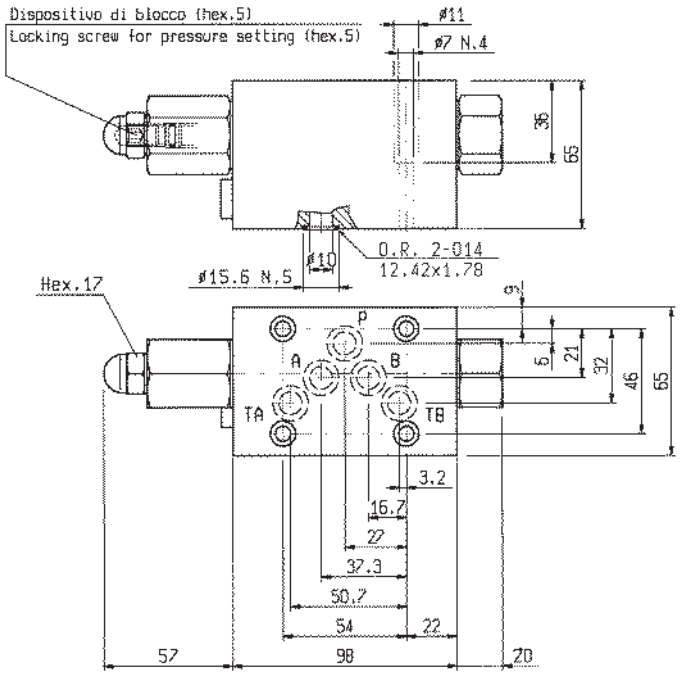

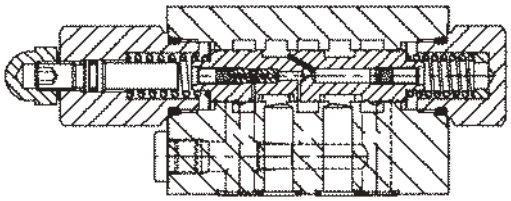

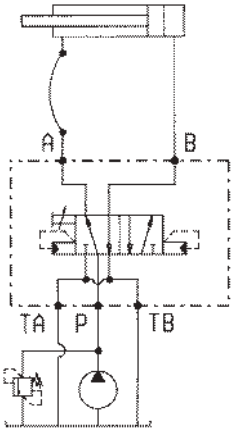

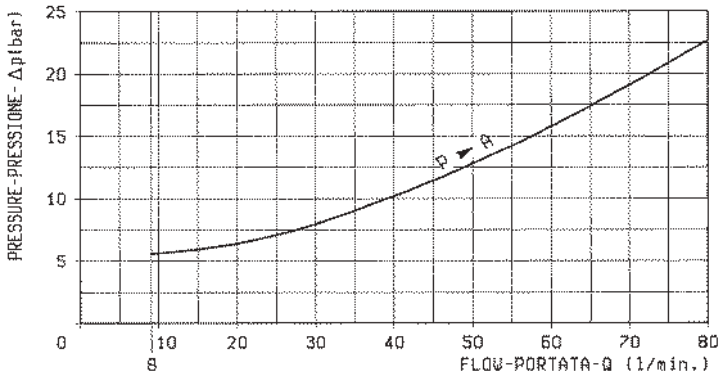

DATI TECNICI / TECHNICAL DATA

Pressione di lavoro max. Max. working pressure	210 bar
Portata Flow	8...80 l/min
Peso Weight	2.9 kg

Per il corretto funzionamento è indispensabile un tratto (almeno 500 mm) di tubo flessibile tra l'attacco A e il cilindro. È presente un dispositivo di blocco (vedi disegno) da avvitare per impedire l'inversione quando si deve tarare la valvola, dopo di che deve essere svitato.

The proper shifting performance is ensured by the presence of a flexible hose, at least 500 mm long, on the line between port "A" and cylinder annular chamber. In order to prevent shifting while the system relief valve is being adjusted, use the locking screw (see drawing); the screw must be brought back up to the rest position, once the adjustment has been made.

Classe di pulizia dell'olio: almeno 18/14 ISO 4406 (9 NAS-1638).

Fluid cleanliness class: 18/14 ISO 4406 (9 NAS-1638) or better

A richiesta sono possibili particolari allestimenti adatti per circuiti rigenerativi: contattare OIL CONTROL per maggiori dettagli.

A special version suitable for regenerative circuits is provided upon request. Contact OIL CONTROL for the relevant information.

Y	ATTACCHI / PORT SIZE
	A-P-B-TA-TB
43	CETOP 5 (F10)

VDA

05.90.14 - X - Y - Z

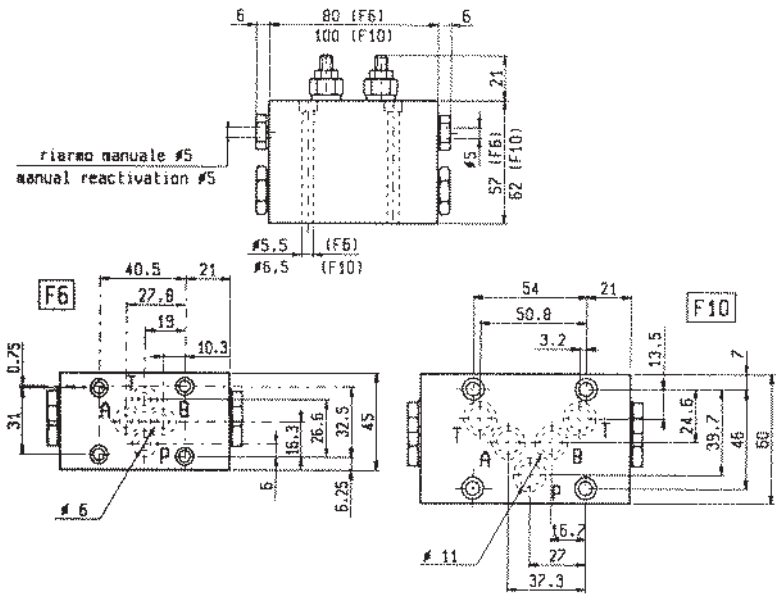

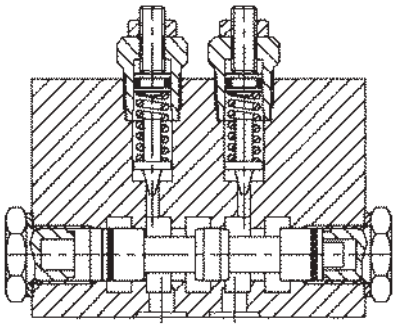

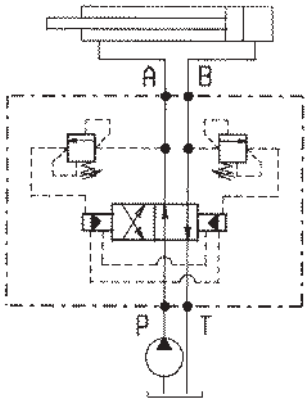

DATI TECNICI / TECHNICAL DATA

Pressione di lavoro max. Max. working pressure	350 bar
Peso Weight	1.42 kg (F ∅ 6) 2.35 kg (F ∅ 10)

Per un funzionamento corretto la valvola di massima pressione principale del circuito deve essere tarata ad un valore minimo superiore del 15% rispetto alla pressione di commutazione e la portata della pompa deve essere di almeno 3 l/min.

For correct operation the main relief valve of the system should be adjusted at least 15% higher than the reversing pressure and the pump flow should be at least 3 l/min.

Classe di pulizia dell'olio: almeno 18/14 ISO 4406 (9 NAS-1638).

Fluid cleanliness class: 18/14 ISO 4406 (9 NAS-1638) or better

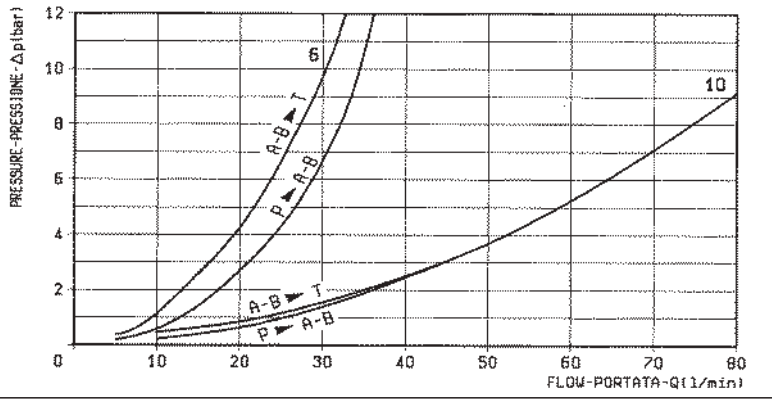

X	REGOLAZIONI ADJUSTMENTS
03	**vite esterna esagono incassato leakproof hex. socket screw**

Z	MOLLE / SPRINGS				
	Campo taratura min - max bar Adj. press. range bar	Incremento press. bar / giro vite Press. increase bar / turn	Taratura standard bar (Q = 5 l/min) Std. setting bar (made at = 5 l/min)	Cod. ordinazione Ordering code	Colore Colour
10	**15-100**	**25**	**100**	**03.51.01.120**	blu blue
20	**50-210**	**50**	**200**	**03.51.01.121**	verde green
35	**100-350**	**100**	**350**	**03.51.01.122**	giallo yellow

Y	ATTACCHI / PORT SIZE
	A-B-P-T
29	CETOP 3 (F6)
43	CETOP 5 (F10)

ESCLUSIONE POMPA DOPPIA
PUMP UNLOADING

VEP-VSP2

05.90.06 - X - Y - Z

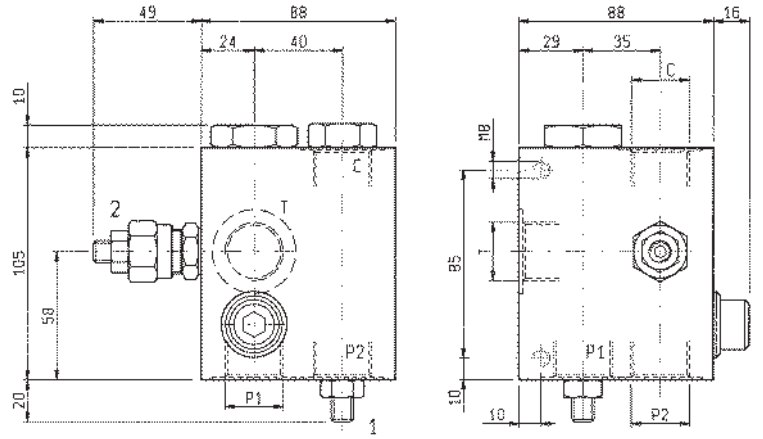

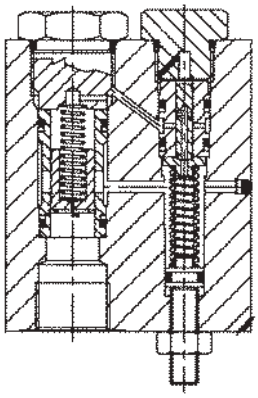

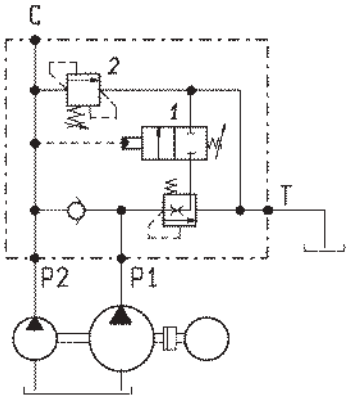

DATI TECNICI / TECHNICAL DATA

Pressione di lavoro max. Max. working pressure	P1 = 100 bar P2 = 350 bar
Portata max. della valvola 2 Flow max. of valve 2	30 l/min
Peso Weight	2.5 kg

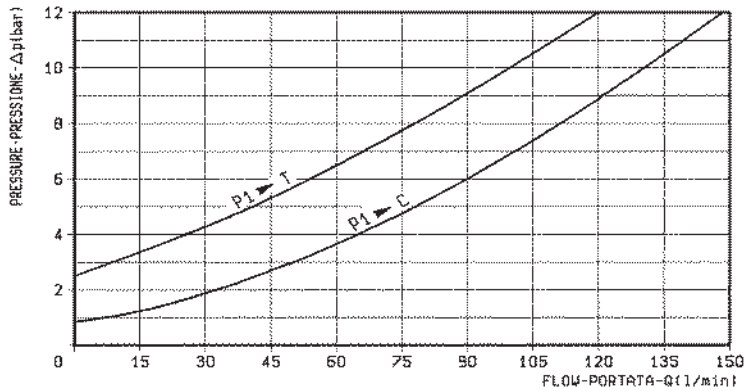

X		REGOLAZIONI ADJUSTMENTS	
03	1 2	vite esterna esagono incassato leakproof hex. socket screw	
04	2	volantino e dado handknob and locknut	
		cappellotto per piombatura sealing cap codice / ordering code 03.05.01.003	

Z		MOLLE / SPRINGS				
		Campo taratura min - max bar Adj. press. range bar	Incremento press. bar / giro vite Press. increase bar / turn	Taratura standard bar (Q = 5 l/min)* Std. setting bar (made at = 5 l/min)*	Cod. ordinazione Ordering code	Colore Colour
20	1	20-100	23.5	50	03.51.01.076	blu blue
	2	50-210	47	200 *	03.51.01.075	verde green
35	1	20-100	23.5	50	03.51.01.076	blu blue
	2	100-350	82	300 *	03.51.01.059	giallo yellow

Y	ATTACCHI / PORT SIZE
	P1-P2-C-T
04	G 3/4

VI-N-BR

05.97.02.00.02

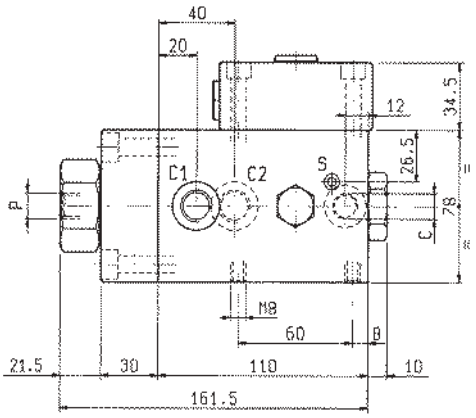

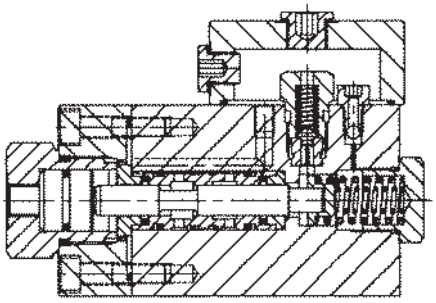

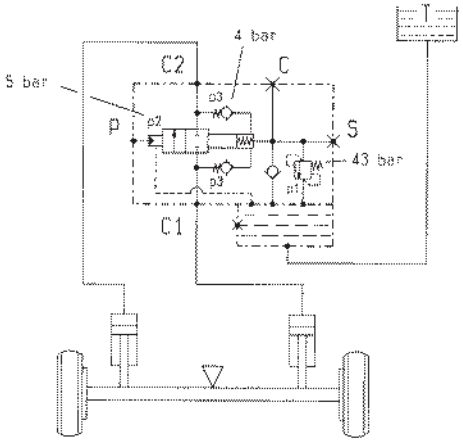

DATI TECNICI / TECHNICAL DATA

Pressione max. Max. working pressure	350 bar
Capacità serbatoio Reservoir capacity	65 cm^3
Peso Weight	3.5 kg

Applicando una pressione di pilotaggio esterna (minimo 20 bar) si ottiene il circuito flottante.

Controlled by an external pilot pressure (20 bar or more), the valves switch to the floating mode.

ATTENZIONE: per garantire il corretto bloccaggio dei cilindri la pressione residua nella linea di pilotaggio deve rimanere inferiore a 1 bar.

WARNING: in order to ensure a correct cylinder locking, the residual pressure in the pilot line should be less than 1 bar.

	ATTACCHI / PORT SIZE	
	C1-C2	C-P
	G 3/8	G 1/4

A-VSL-R

08.64.05.00 - Y

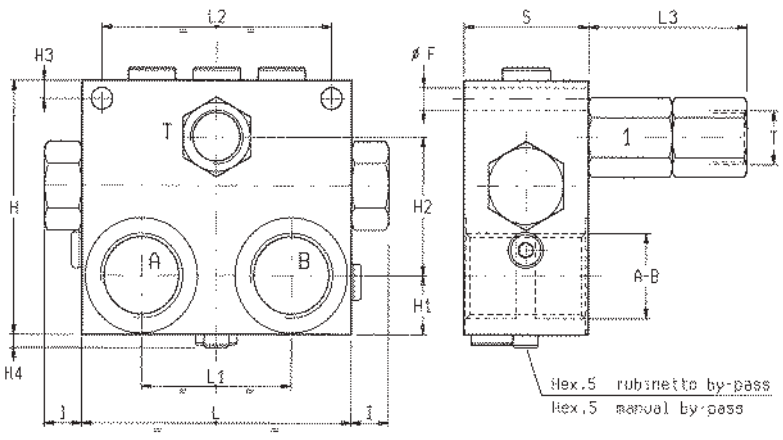

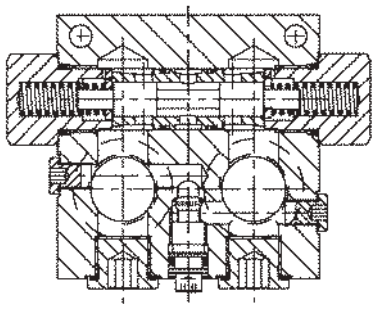

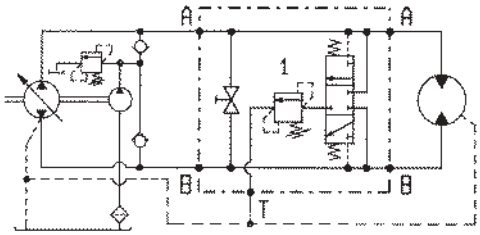

DATI TECNICI / TECHNICAL DATA

Pressione max.
Max. working pressure — 350 bar

Portata di scambio vedi diagramma
Flow through shuttle valve and purge relief valve see performance graph

Collettore in acciaio
Steel body

S	L3	L2	L1	L	I	H4	H3	H2	H1	H	F					Y	Peso kg Weight kg
50	65	92	60	108	15	12	7	56	24	100	8.5					1	4.00
66	65	82	50	100	15	12	8	34	34	100	8.5					3/4	3.70

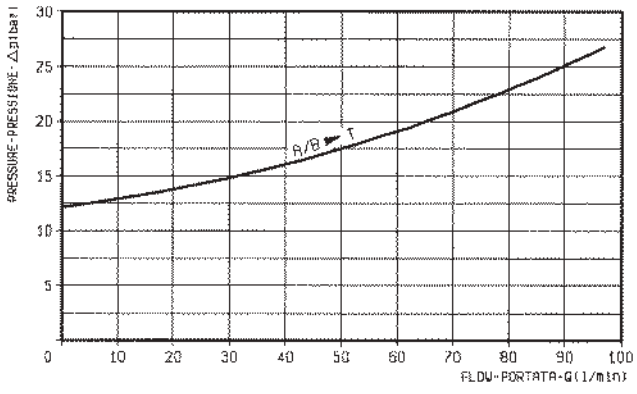

	MOLLE (VALVOLA 1) / SPRINGS (VALVE 1)				
	Campo taratura min - max bar Adj. press. range bar	Incremento press. bar / giro vite Press. increase bar / turn	Taratura standard bar (Q = 5 l/min) Std. setting bar (Q = 5 l/min)	Cod. ordinazione Ordering code	Colore Colour
	5-25	**6**	**12**	**03.51.01.015**	

Y	ATTACCHI / PORT SIZE	
	A-B	T
04	G 3/4	G 1/2
05	G 1	G 1/2

VCRE-VDA

07.06.2764

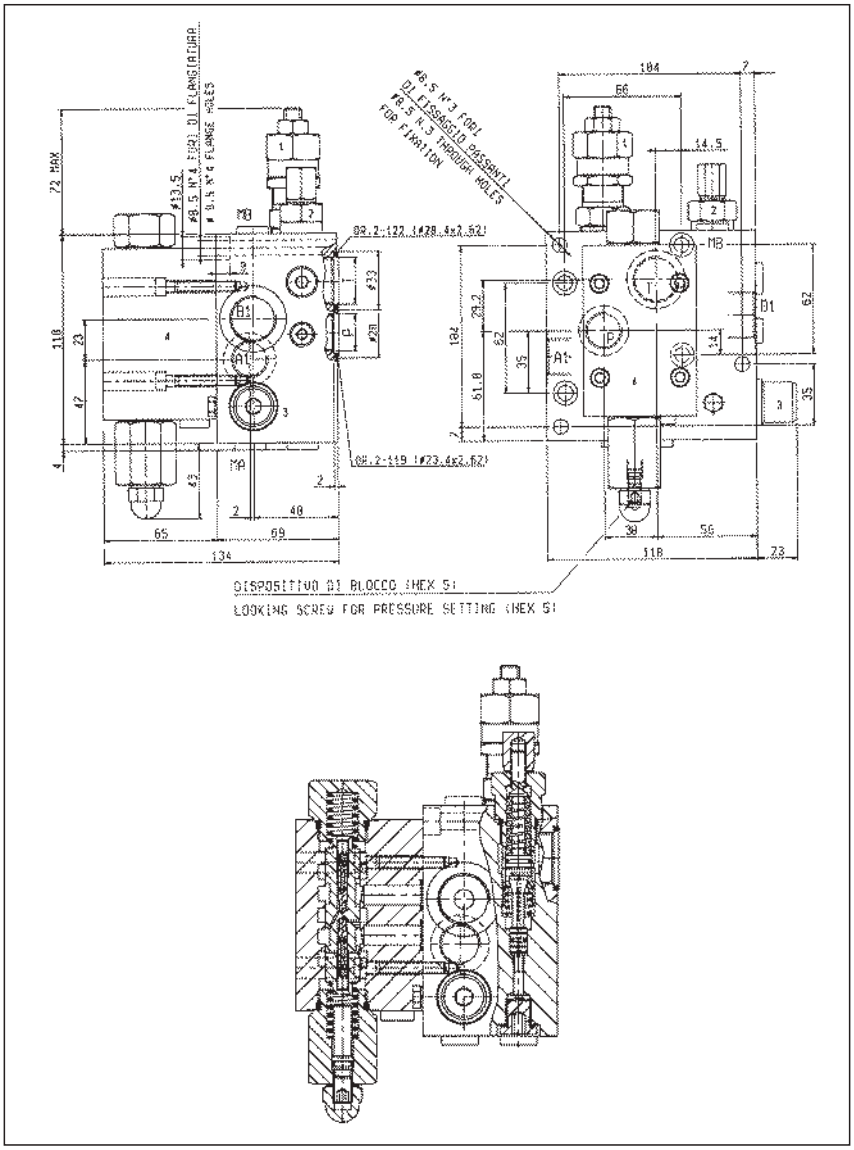

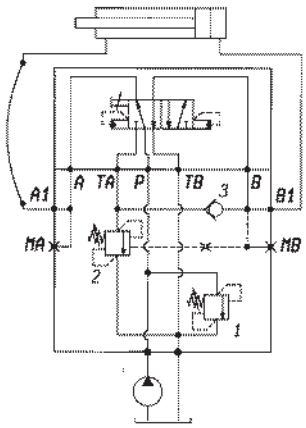

DATI TECNICI / TECHNICAL DATA

Pressione di lavoro max. Max. working pressure	350 bar
Portata Flow	80 l/min
Peso Weight	3.5 kg

Per il corretto funzionamento è indispensabile un tratto (almeno 500 mm) di tubo flessibile tra l'attacco A e il cilindro. È presente un dispositivo di blocco (vedi disegno) da avvitare per impedire l'inversione quando si deve tarare la valvola, dopo di che deve essere svitato.

The proper shifting performance is ensured by the presence of a flexible hose, at least 500 mm long, on the line between port "A" and cylinder annular chamber. In order to prevent shifting while the system relief valve is being adjusted, use the locking screw (see drawing); the screw must be brought back up to the rest position, once the adjustment has been made.

Classe di pulizia dell'olio: almeno 18/14 ISO 4406 (9 NAS-1638).

Fluid cleanliness class: 18/14 ISO 4406 (9 NAS-1638) or better

A richiesta sono possibili particolari allestimenti adatti per circuiti rigenerativi: contattare OIL CONTROL per maggiori dettagli.

A special version suitable for regenerative circuits is provided upon request. Contact OIL CONTROL for the relevant information.

	MOLLE / SPRINGS				
	Campo taratura min - max bar Adj. press. range bar	Incremento press. bar / giro vite Press. increase bar / turn	Taratura standard bar (Q = 5 l/min) Std. setting bar (made at 5 l/min)	Cod. ordinazione Ordering code	Colore Colour
1	80-250	27	180	03.51.01.010	rosso red
2	60-150	25	130	03.51.01.155	verde green

	ATTACCHI / PORT SIZE		
	P - A1	T - B1	MA - MB
	G 1/2	G 3/4	G 1/4

SEL-N-18-V

04.94.03.00.14.01

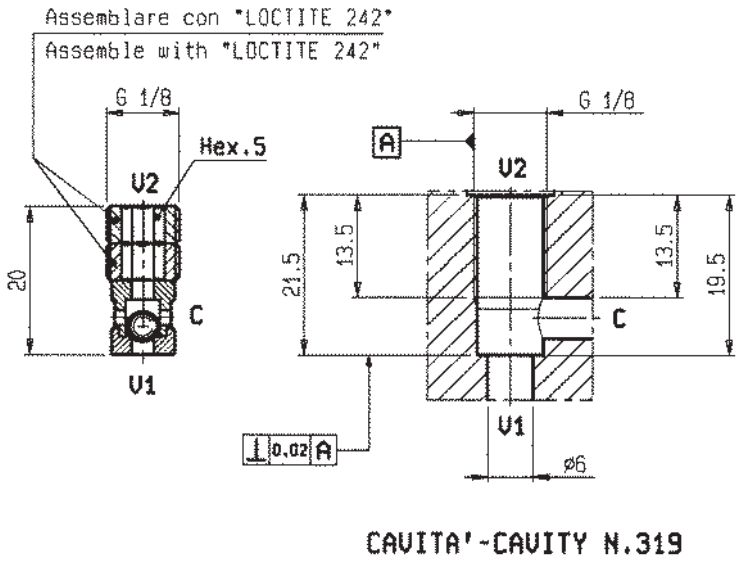

CAVITA'-CAVITY N.319

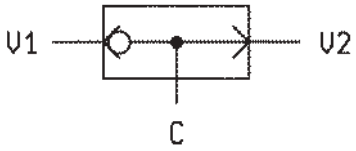

DATI TECNICI / TECHNICAL DATA

Coppia di serraggio Installation torque	12-15 Nm
Pressione di lavoro max. Max. working pressure	350 bar
Portata massima vedi diagramma Flow see performance graph	
Peso Weight	0.007 kg

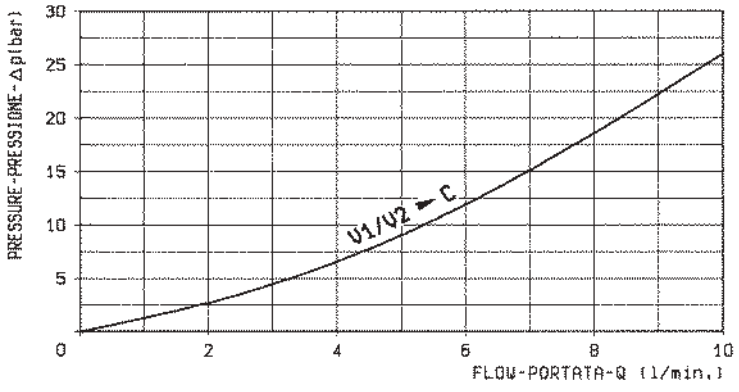

VFC-NC

05.99.05.00 - Y

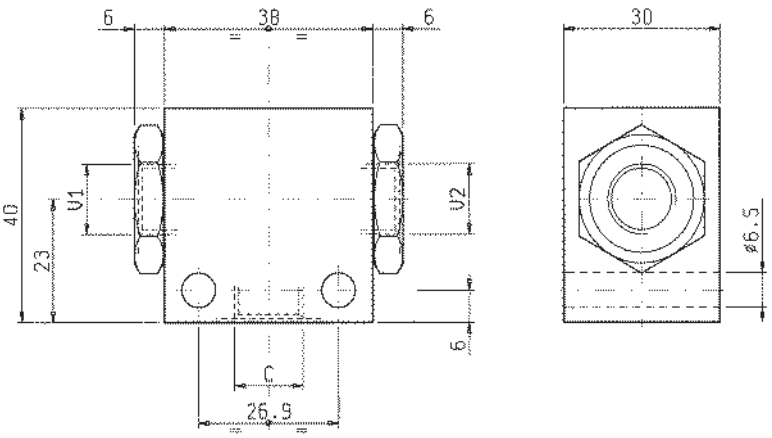

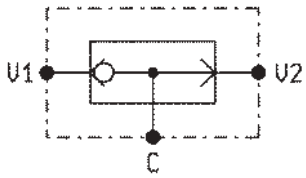

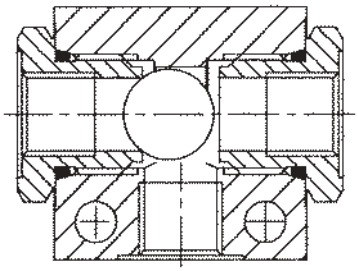

DATI TECNICI / TECHNICAL DATA

Pressione di lavoro max. Max. working pressure	350 bar
Portata massima vedi diagramma Flow see performance graph	
Peso Weight	0.17 kg

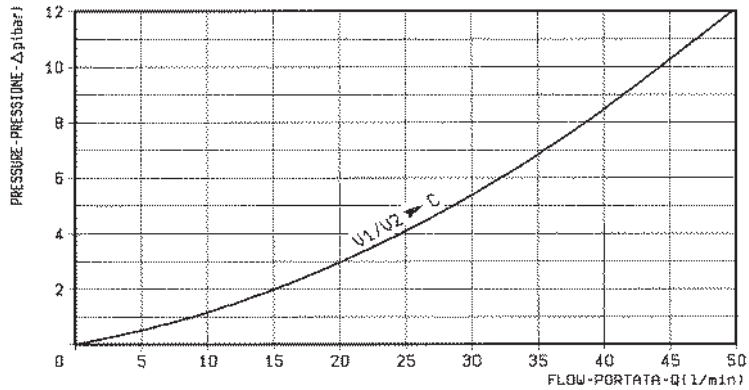

Y	ATTACCHI / PORT SIZE
	V1-V2-C
09	G 1/4

GI-COM

07.01.2275

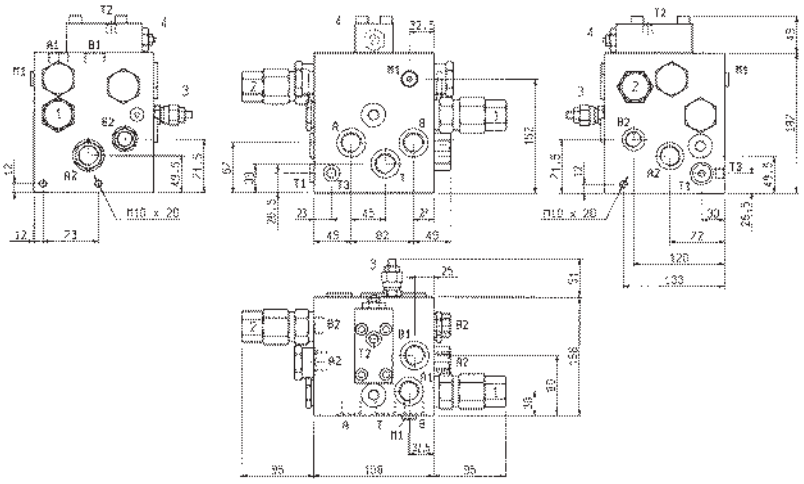

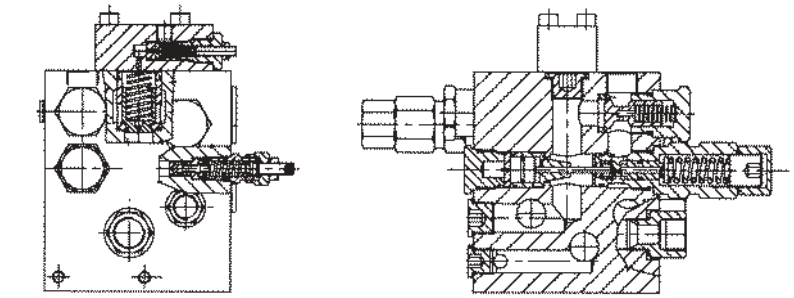

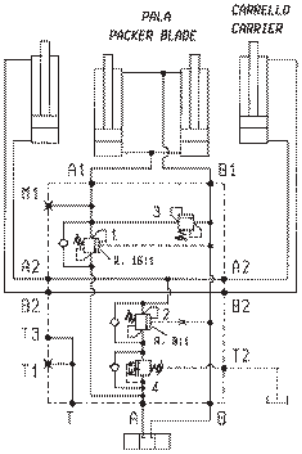

DATI TECNICI / TECHNICAL DATA

Pressione di lavoro max. Max. working pressure	A-B-B1-A2-B2 250 bar
Pressione di lavoro max. Max. working pressure	A1 300 bar
Portata in entrata max. Max inlet flow max.	A-B 150 l/min

Esempio di gruppo integrato sviluppato per il comando e controllo di cilindri pala e carrello di autocompattatori. È disponibile una serie diversificata di gruppi integrati per soddisfare specifiche esigenze. Per informazioni dettagliate in merito a soluzioni ed applicazioni simili contattare OIL CONTROL.

This is an example of multifunction integrated block developed for the control of the carrier and blade cylinders of garbage compactors. A range of different blocks is available in order to satisfy specific operation requirements. For broader and detailed information on this or similar applications, please contact OIL CONTROL.

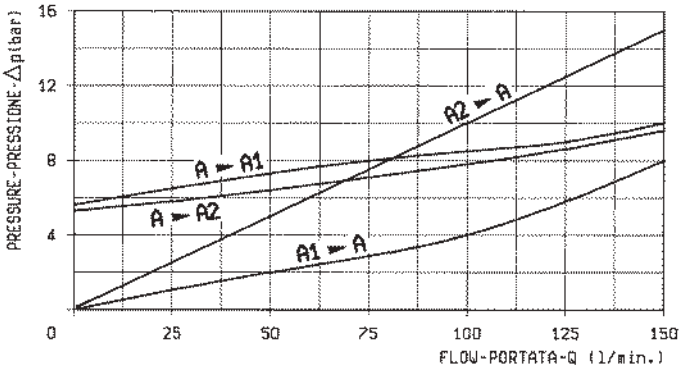

Cartuccia Cartridge	Taratura bar (Q = 5 l/min) Setting bar (Q = 5 l/min)	Incremento pressione bar / giro vite Pressure increase bar / turn
Ref. 1	300	74
Ref. 2	350	64
Ref. 3	280	82
Ref. 4	175	46

	ATTACCHI / PORT SIZE		
	A-A1-A2-B-B1-T	B2-T1	M1-T2-T3
	G 3/4	G 1/2	G 1/4

VEM

05.98.03 - X - Y - Z

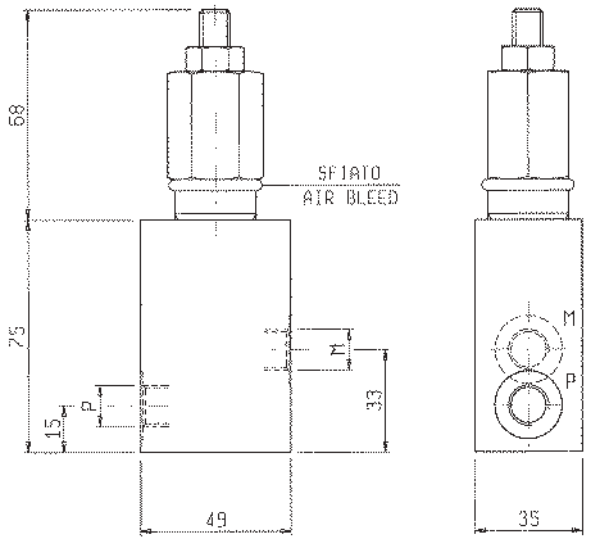

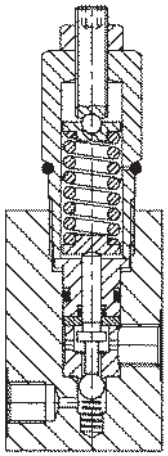

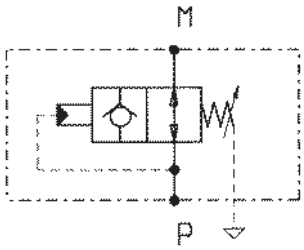

DATI TECNICI / TECHNICAL DATA

Pressione di lavoro max. Max. working pressure	350 bar
Portata max. Flow max.	15 l/min
Peso Weight	0.66 kg

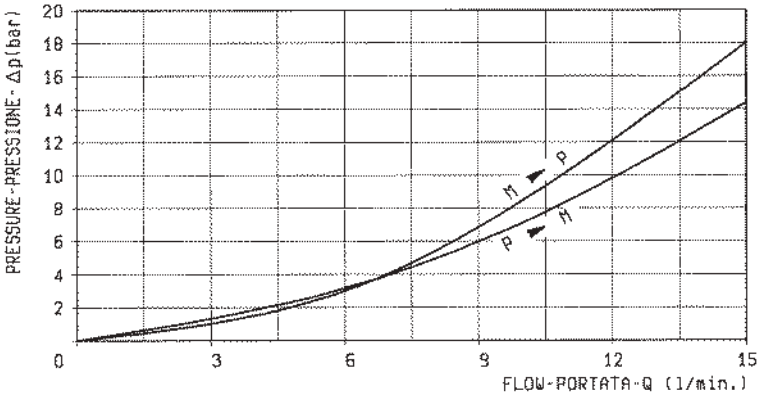

X	REGOLAZIONI ADJUSTMENTS	
03	vite esterna esagono incassato leakproof hex. socket screw	
	cappellotto per piombatura sealing cap codice / ordering code 03.05.01.001	

Z	MOLLE / SPRINGS				
	Campo taratura min - max bar Adj. press. range bar	Incremento press. bar / giro vite Press. increase bar / turn	Taratura standard bar (Q = 5 l/min) Std. setting bar (made at 5 l/min)	Cod. ordinazione Ordering code	Colore Colour
05	15-50	15.5	50	03.51.01.150	nero black
10	35-100	33	100	03.51.01.151	blu blue
20	80-210	68	200	03.51.01.152	verde green
35	180-350	100	350	03.51.01.142	giallo yellow

Y	ATTACCHI / PORT SIZE
	P-M
09	G 1/4

LM2E-IPRPF

07.08.7050

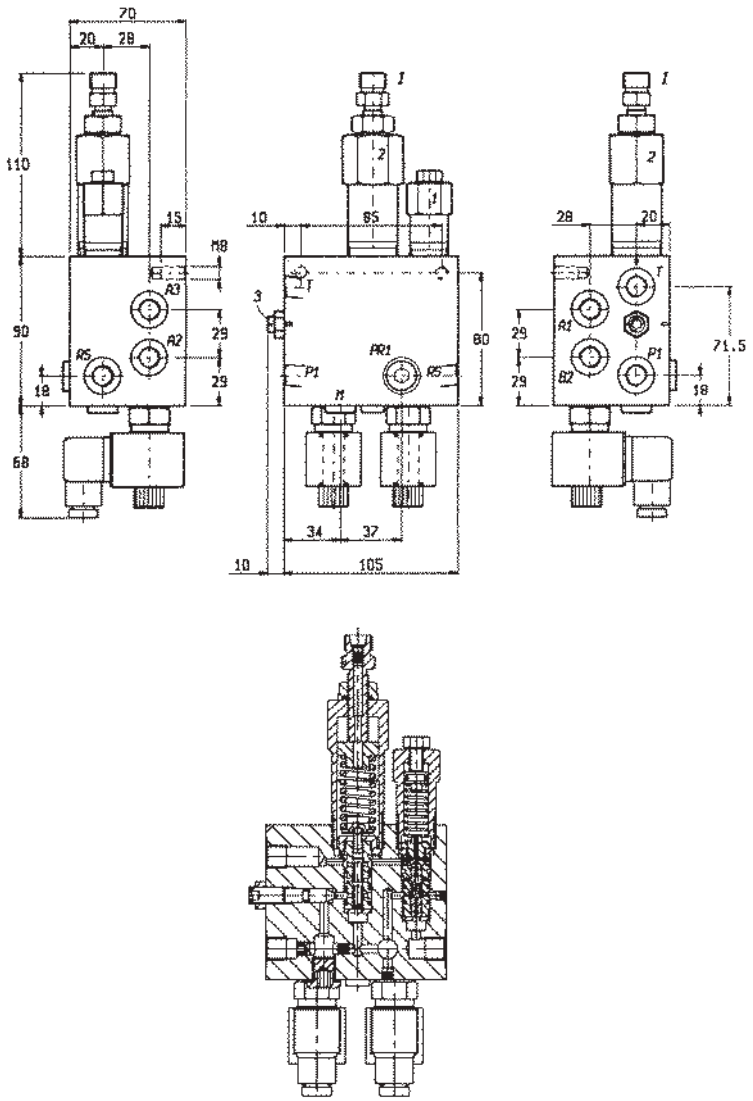

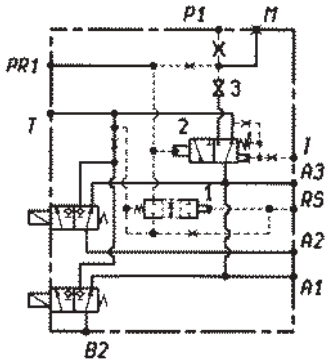

DATI TECNICI / TECHNICAL DATA

Pressione di lavoro max. Max. working pressure	350 bar
Tensione nominale Nominal voltage	24 V (DC)
Peso Weight	1.8 kg

PR1 = pressostato di avviso 90% carico max.
PR1 = pressure switch monitoring 90% max. load

PR2 = pressostato di allarme per sovraccarico
PR2 = pressure switch overload warning

La linea “RS” serve per ridurre l’isteresi del limitatore idraulico senza inibirlo.
“RS” port for hysteresis reduction without inhibition

Si consiglia la piombatura delle valvole 2 e 3 dopo la taratura.
It is recommended to lock valves 2 and 3 after setting

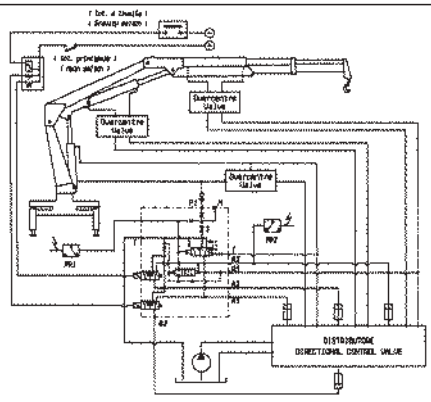

VALVOLA VALVE	MOLLE / SPRINGS				
	Campo taratura min - max bar Adj. press. range bar	Incremento press. bar / giro vite Press. increase bar / turn	Taratura standard bar (Q = 5 l/min) Std. setting bar (Q = 5 l/min)	Cod. ordinazione Ordering code	Colore Colour
2	**80-350**	**18**	**280**		

	ATTACCHI / PORT SIZE	
	I	A1-A2-A3-B2-P1-T-M-RS-PR1
	M16X1.5	G 1/4

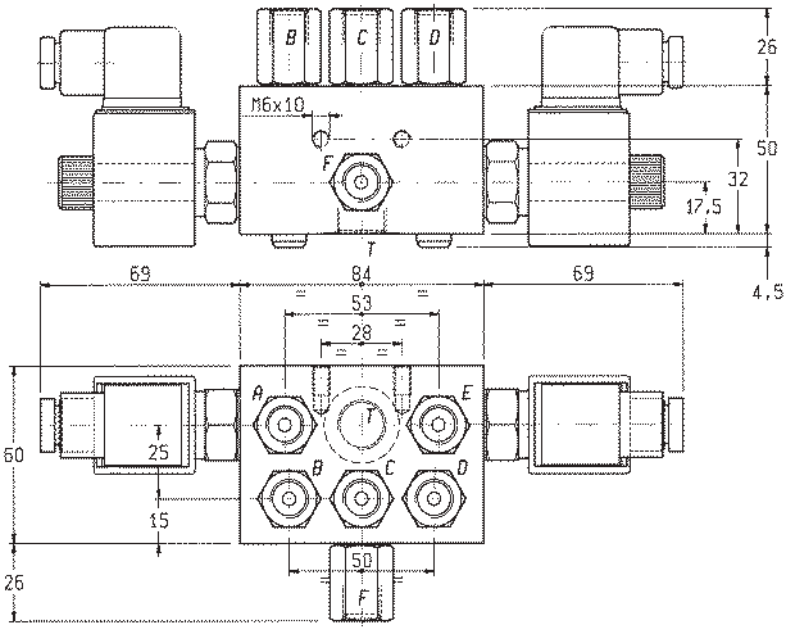

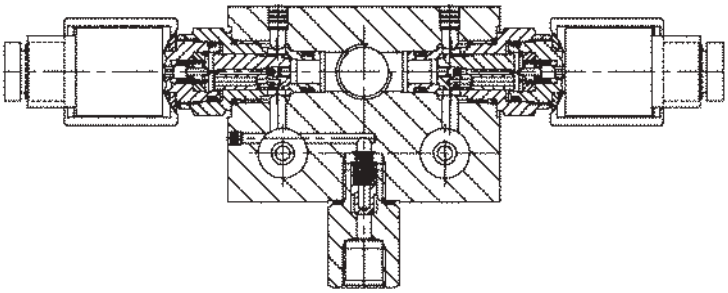

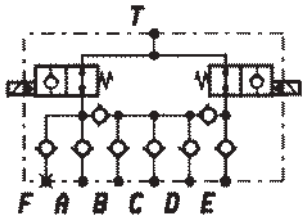

DATI TECNICI / TECHNICAL DATA

Pressione di lavoro max. Max. working pressure	350 bar
Tensione nominale Nominal voltage	24 V (DC)
Peso Weight	1.6 kg

PR = pressostato di avviso 90% carico max.
PR = pressure switch monitoring 90% max. load

SAL = allarme luminoso di sovraccarico
SAL = overload warning light

La linea “RS” serve per ridurre l’isteresi del limitatore idraulico senza inibirlo.
“RS” port for hysteresis reduction without inhibition

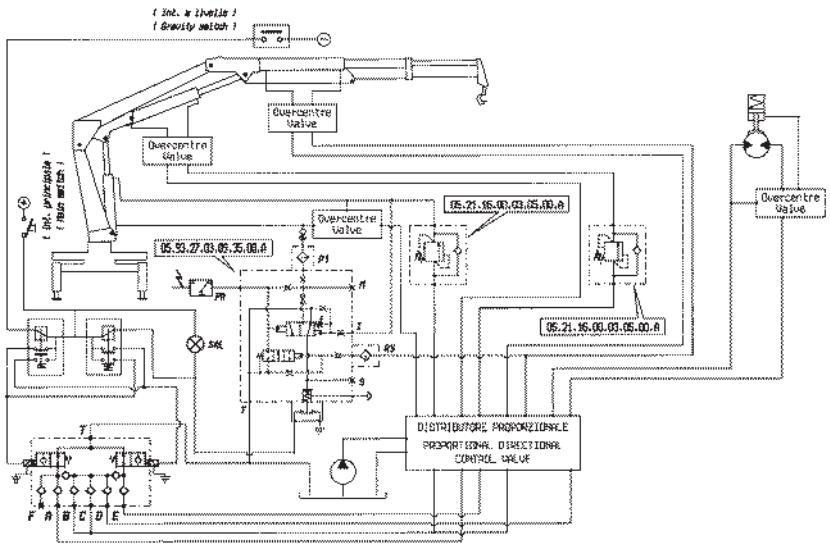

	ATTACCHI / PORT SIZE	
	A-B-C-D-E-F	T
	G 1/4	G 3/8

LM-IPRPF-A

05.93.30.03.09.35.00.A

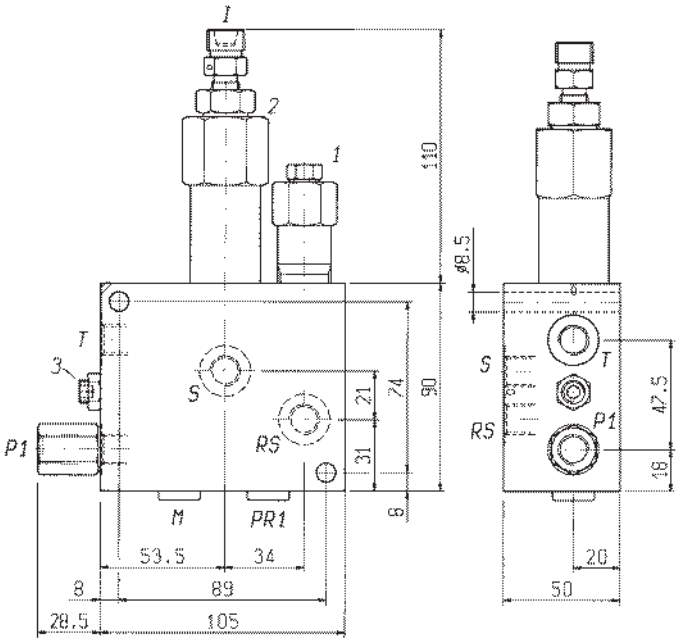

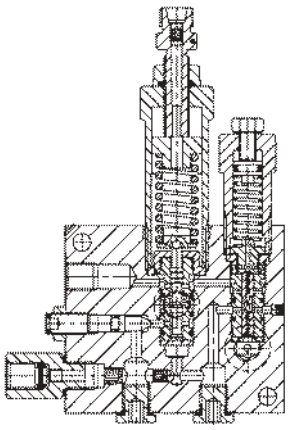

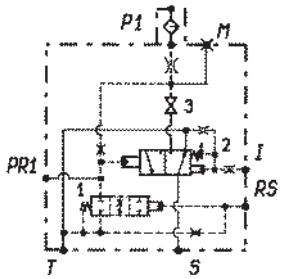

DATI TECNICI / TECHNICAL DATA

Pressione di lavoro max. Max. working pressure	350 bar
Peso Weight	1.8 kg

PR1 = pressostato di avviso 90% carico max.
PR1 = pressure switch monitoring 90% max. load

PR2 = pressostato di allarme per sovraccarico
PR2 = pressure switch overload warning

La linea “RS” serve per ridurre l’isteresi del limitatore idraulico senza inibirlo.
“RS” port for hysteresis reduction without inibition

Si consiglia la piombatura delle valvole 2 e 3 dopo la taratura.
It is recommended to lock valves 2 and 3 after setting

Trafilamento: circa 0.003 l/min al 90% della pressione di taratura standard.
Max leakage: 0.003 l/min at 90% of standard pressure setting.

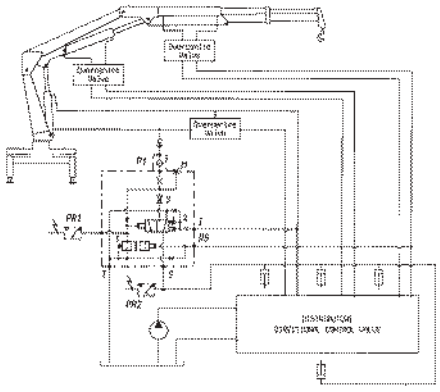

VALVOLA VALVE	MOLLE / SPRINGS				
	Campo taratura min - max bar Adj. press. range bar	Incremento press. bar / giro vite Press. increase bar / turn	Taratura standard bar (Q = 5 l/min) Std. setting bar (made at 5 l/min)	Cod. ordinazione Ordering code	Colore Colour
2	**80-350**	**18**	**280**		

	ATTACCHI / PORT SIZE	
	I	S-T-P1-PR-RS-M
	M16X1.5	G 1/4

LM-IPRPF-C-3-2

05.93.28 - X - Y - Z

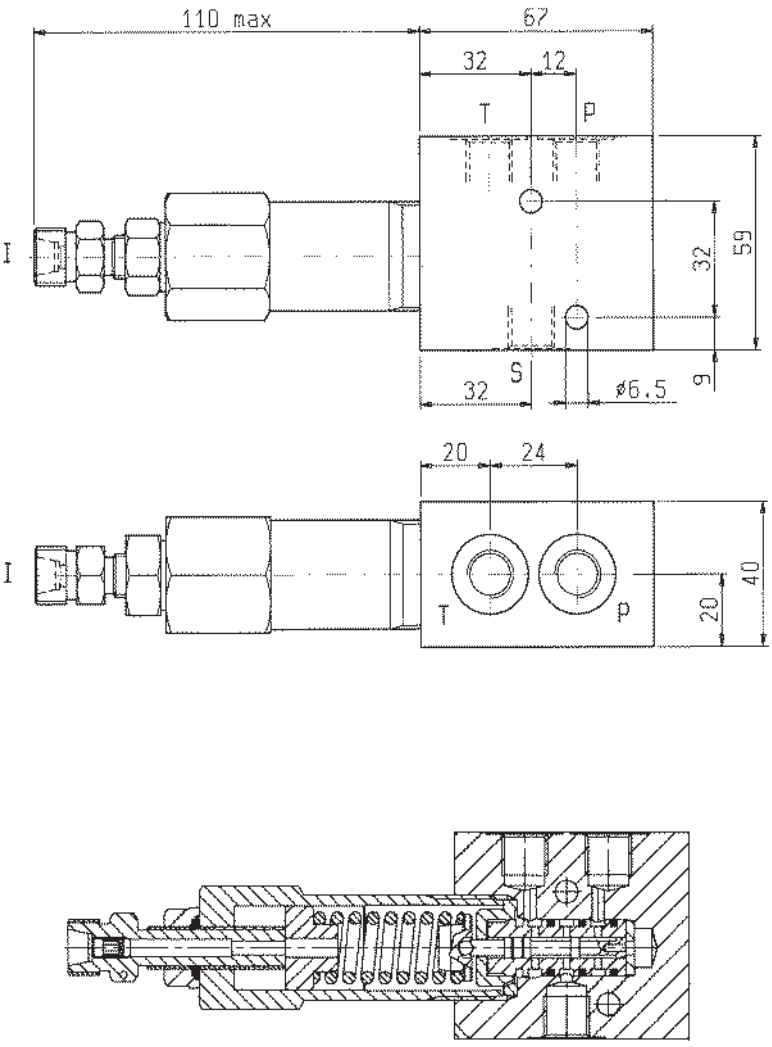

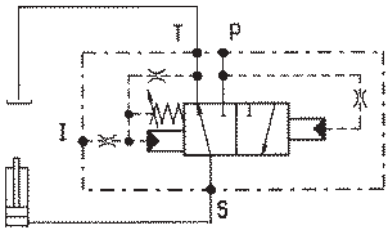

DATI TECNICI / TECHNICAL DATA

Pressione di lavoro max. Max. working pressure	350 bar
Portata max. Flow max.	8 l/min
Peso Weight	0.82 kg

Trafilamento: circa 0.003 l/min al 90% della pressione di taratura standard.
Max leakage: 0.003 l/min at 90% of standard pressure setting.

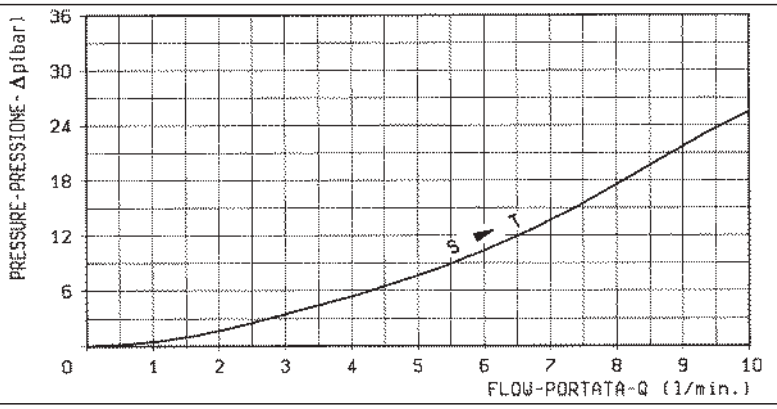

X	REGOLAZIONI ADJUSTMENTS
03	**vite esterna** **leakproof hex.**

Z	MOLLE / SPRINGS				
	Campo taratura min - max bar Adj. press. range bar	Incremento press. bar / giro vite Press. increase bar / turn	Taratura standard bar (Q = 5 l/min) Std. setting bar (made at 5 l/min)	Cod. ordinazione Ordering code	Colore Colour
35	**80-350**	**18**	**280**	**03.51.01.189**	giallo yellow

Y	ATTACCHI / PORT SIZE	
	P-T-S	I
09	G 1/4	M16x1.5

VMSP-78

04.75.10 - X - Y - Z

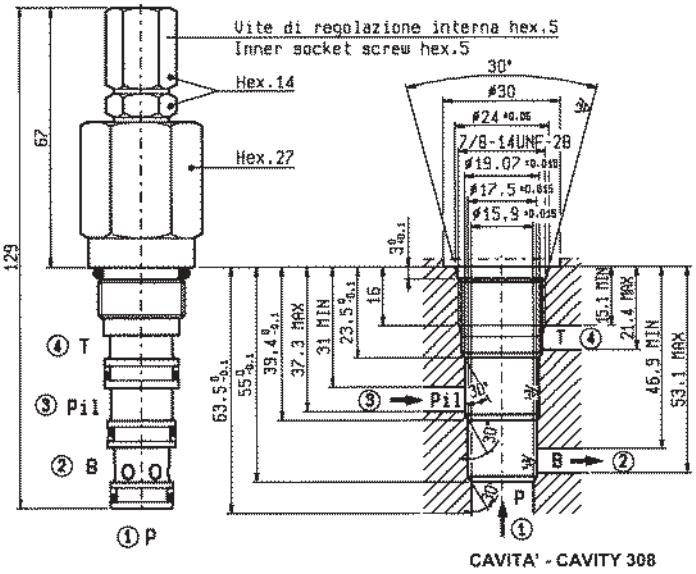

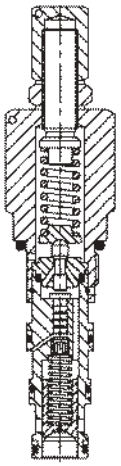

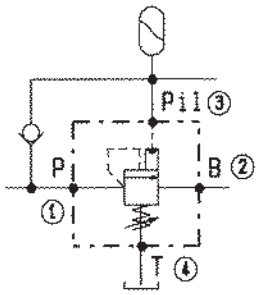

DATI TECNICI / TECHNICAL DATA

Coppia di serraggio Installation torque	75-85 Nm
Pressione di lavoro max. Max. working pressure	210 bar
Portata max. Flow max.	40 l/min
Peso Weight	0.28 kg

* La taratura è eseguibile pressurizando l'attacco "PIL"
* Setting is performed pressurizing "PIL" port

Classe di pulizia dell'olio: almeno 18/14 ISO 4406 (9 NAS-1638).
Fluid cleanliness class: 18/14 ISO 4406 (9 NAS-1638) or better

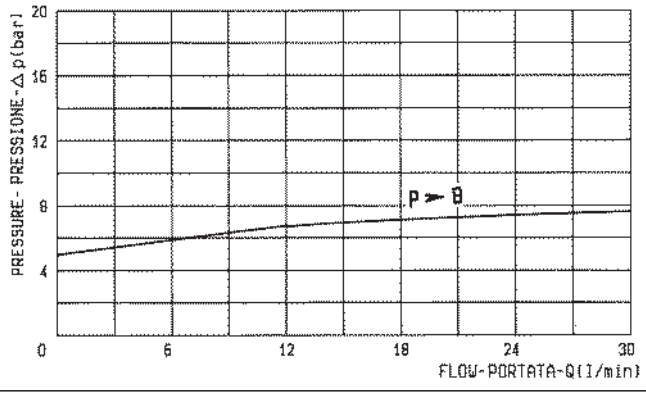

X	CAMPO DI PRESSIONI PRESSURE RANGE
03	Richiude ad una pressione pari al (85±2.5)% del valore di taratura Ree-seat at (85±2.5)% of pressure setting
10	Richiude ad una pressione pari al (75±3)% del valore di taratura Ree-seat at (75±3)% of pressure setting

Z	MOLLE / SPRINGS					
	Campo taratura min - max bar Adj. press. range bar	Incremento press. bar / giro vite Press. increase bar / turn		Taratura standard bar (Q = 5 l/min) Std. setting bar (made at = 5 l/min)	Cod. ordinazione Ordering code	Colore Colour
		X=03	X=10			
10	7-105	26	23	70	03.51.01.119	blu blue
20	90-210	31	28	120	03.51.01.110	verde green

Y	ATTACCHI / PORT SIZE
99	Cartuccia/Cartridge

BM-N

05.93.04 - X - Y - Z

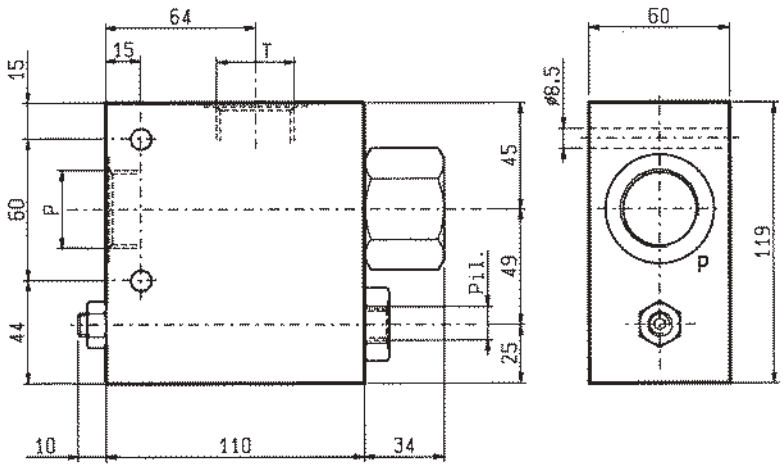

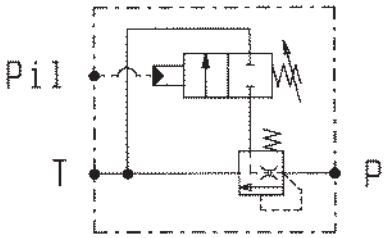

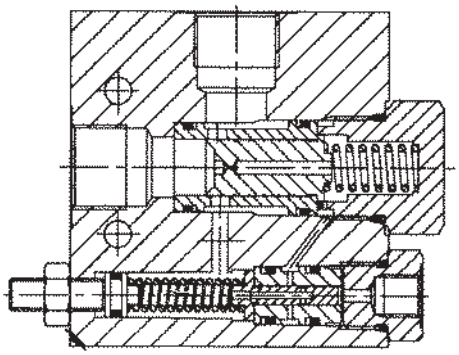

DATI TECNICI / TECHNICAL DATA

Pressione di lavoro max. Max. working pressure	300 bar
Portata max. Flow max.	250 l/min
Peso Weight	2.41 kg

Classe di pulizia dell'olio: almeno 18/14 ISO 4406 (9 NAS-1638).
Fluid cleanliness class: 18/14 ISO 4406 (9 NAS-1638) or better

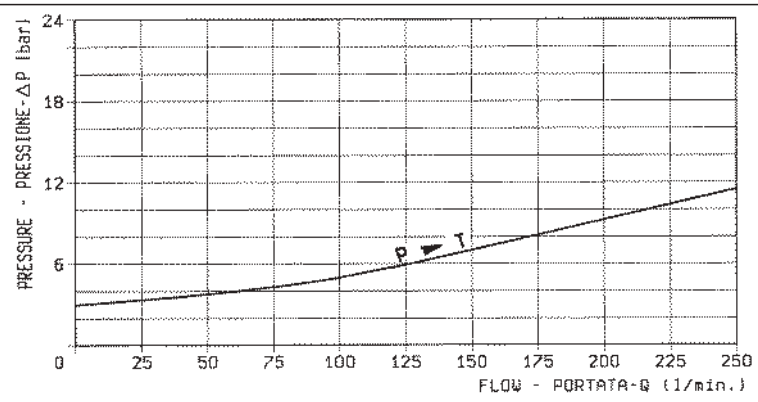

X	REGOLAZIONI ADJUSTMENTS
03	**vite esterna esagono incassato leakproof hex. socket screw**

Z	MOLLE / SPRINGS				
	Campo taratura min - max bar Adj. press. range bar	Incremento press. bar / giro vite Press. increase bar / turn	Taratura standard bar Std. setting bar	Cod. ordinazione Ordering code	Colore Colour
05	10-50	12	50	03.51.01.077	nero black
10	20-100	23.5	100	03.51.01.076	blu blue
20	50-200	47	200	03.51.01.075	verde green
35	100-300	83	300	03.51.01.059	giallo yellow

Y	ATTACCHI / PORT SIZE	
	P-T	PIL
05	G 1	G 1/4

BM-N

05.93.04 - X - Y - Z

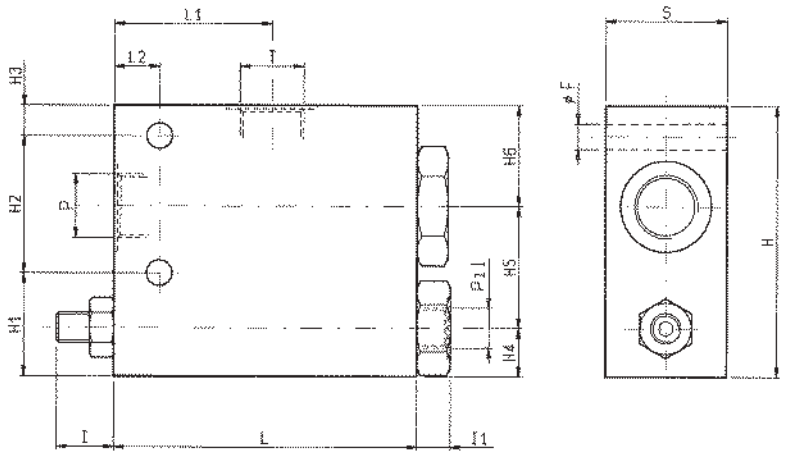

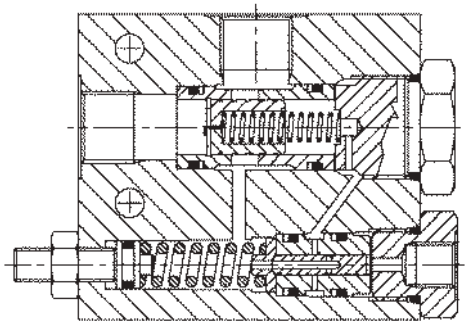

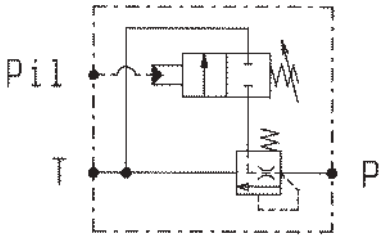

DATI TECNICI / TECHNICAL DATA

Pressione di lavoro max.
Max. working pressure — 300 bar

Portata max. vedi diagramma
Flow see performance graph

Sono disponibili versioni speciali sia con attacco supplementare “VENT” per comando a distanza, che con comando meccanico.
Contattare OIL CONTROL per maggiori dettagli.

Special versions with additional VENT port for remote control, or for mechanical unloading are available.
Please consult OIL CONTROL.

Classe di pulizia dell’olio: almeno 18/14 ISO 4406 (9 NAS-1638).
Fluid cleanliness class: 18/14 ISO 4406 (9 NAS-1638) or better

S	H6	H5	H4	H3	H2	H1	H	I1	I	L2	L1	L	F			Y	Peso kg Weight kg
40	49	40	16	25	45	35	105	11	20	15	52	100	8.5			3/4	1.35
40	34	40	16	10	45	35	90	11	20	15	52	100	8.5			1/2	1.30

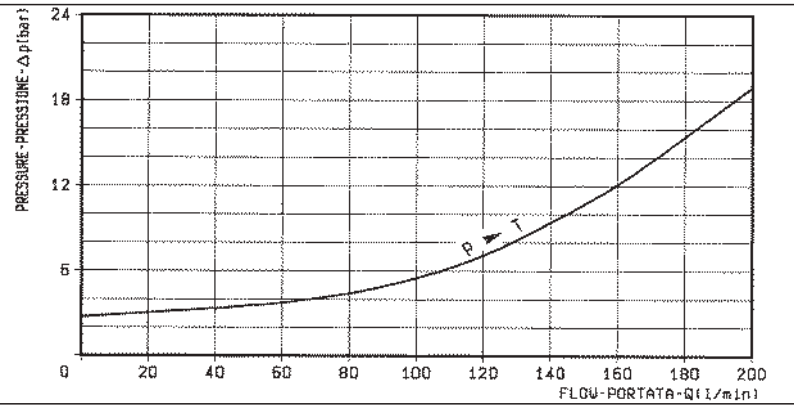

X	REGOLAZIONI ADJUSTMENTS
03	**vite esterna esagono incassato leakproof hex. socket screw**

Z	MOLLE / SPRINGS				
	Campo taratura min - max bar Adj. press. range bar	Incremento press. bar / giro vite Press. increase bar / turn	Taratura standard bar (Q = 5 l/min) Std. setting bar (made at 5 l/min)	Cod. ordinazione Ordering code	Colore Colour
05	10-50	12	50	03.51.01.077	nero black
10	20-100	23.5	100	03.51.01.076	blu blue
20	50-200	47	200	03.51.01.075	verde green
35	100-300	83	300	03.51.01.059	giallo yellow

Y	ATTACCHI / PORT SIZE	
	P-T	PIL
03	G 1/2	G 1/4
04	G 3/4	G 1/4

SEL-N-14-V

04.94.03.00.09.01

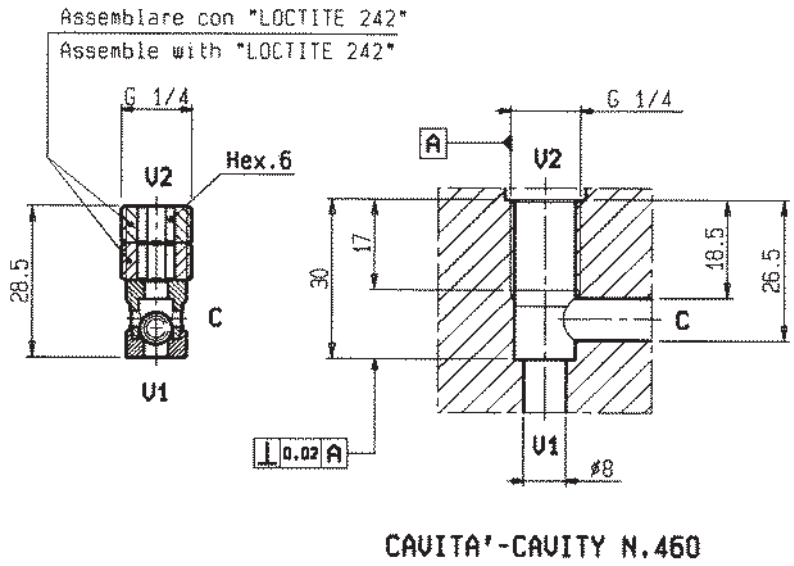

CAVITA'-CAVITY N.460

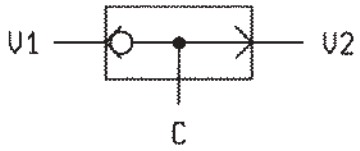

DATI TECNICI / TECHNICAL DATA

Coppia di serraggio Installation torque	28-33 Nm
Pressione di lavoro max. Max. working pressure	350 bar
Portata massima vedi diagramma Flow see performance graph	
Peso Weight	0.016 kg

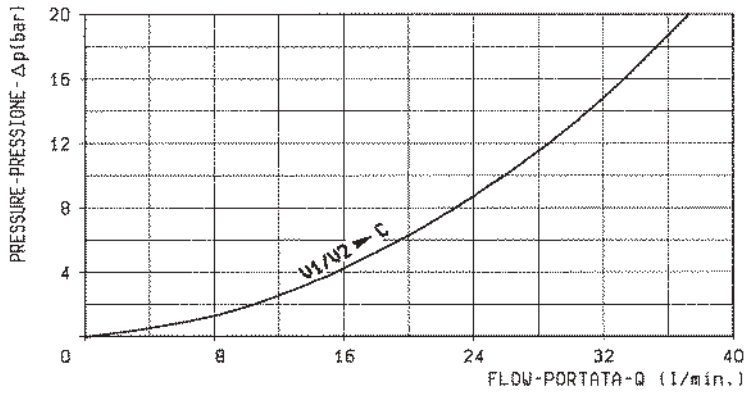

A-VRFC3C-VEI-VS-PT

OM.43.20.80 - Y - 20

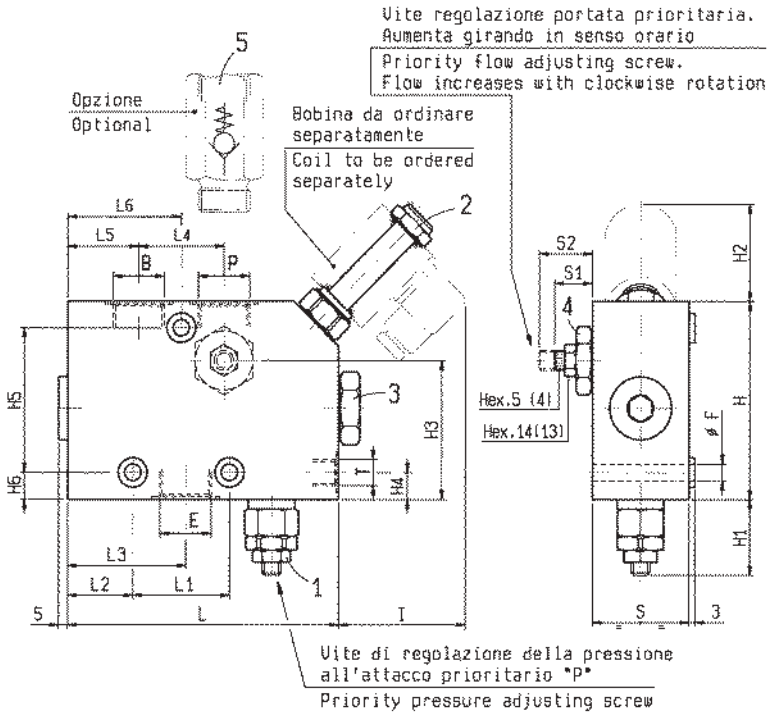

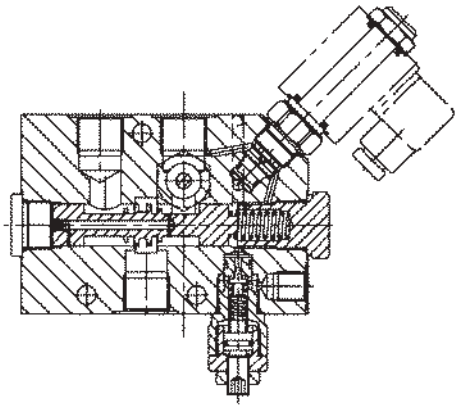

Y	
03 04	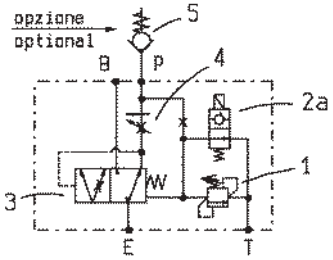
05 06	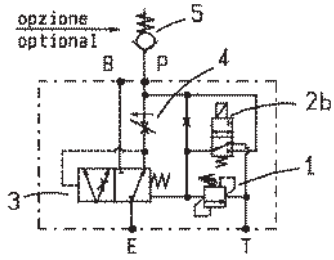

DATI TECNICI / TECHNICAL DATA

Pressione max. in entrata "E" Max. inlet pressure in "E"	350 bar
Pressione max all'attacco "P" = 210 bar (possibile installare molla VS10 gialla fino a 350 bar) Max regulated "P" pressure = 210 bar (by replacing the relief valve spring, an higher adjustment, up to 350 bar, is possible)	
Pressione consentita all'attacco "T" Back-pressure on "T"	< 1,5 bar
Collettore in acciaio Steel body	

Quando inutilizzata, la linea prioritaria "P" risulta leggermente pressurizzata. Si raccomanda l'installazione della valvola unidirezionale (n° 5 nello schema) con taratura 8-9 bar per garantire il corretto funzionamento e limitare la pressurizzazione in "P".

When not being used, the priority line "P" is slightly pressurized. It is recommended to install a check valve (no. 5 in the Hydraulic scheme) with 8-9 bar cracking pressure in order to ensure a correct shifting of the control spool and minimize the pressurization of "P".

S2	S1	S	L6	L5	L4	L3	L2	L1	L	I	H6	H5	H4	H3	H2	H1	H	F	Y	Peso kg Weight kg
31	18	70	86	54.5	62.5	88.5	48	76	190	57	18	90	14	92	40	38	130	8.5	06	12.5
30	19.5	60	74.5	46.5	56.5	78	36.5	76	173	58	15	90	13.5	80.5	40	38	120	8.5	05	9.0
27.5	19.5	50	59	37	44	61	34	50	140	65	13.5	73	13.5	69.5	50	38	100	8.5	04	4.8
33.5	24.5	40	54.5	35.5	38	56.5	29.5	50	130	66	8.5	73	12.5	60	50	38	90	8.5	03	3.4

Y	ATTACCHI PORTS		PORTATA IN ENTRATA "E" INLET FLOW IN "E"	PORTATA REGOLATA PRIORITARIA IN "P" REGULATED PRIORITY FLOW IN "P"		TRAFILAMENTI "E" IN "T" LEAKAGE FROM "E" TO "T"
	E-B-P	T	l/min (max)	l/min (max)	l/min al girovite flow increase l/min per turn	l/min (max) con elettrovalvola diseccitata solenoid valve not energized
03	G 1/2	G 1/4	100	85	circa / appr. 18	1.5
04	G 3/4	G 1/4	200	140	circa / appr. 20	1.5
05	G 1	G 1/4	300	220	circa / appr. 26	1.5
06	G 1 1/4	G 1/4	400	300	circa / appr. 28	1.5

VRFC3C-VEIA2-VS

OM.K.03 - X - Y

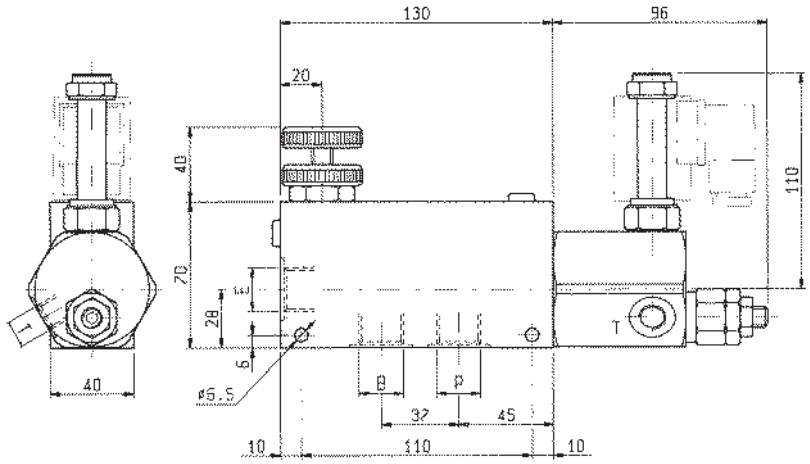

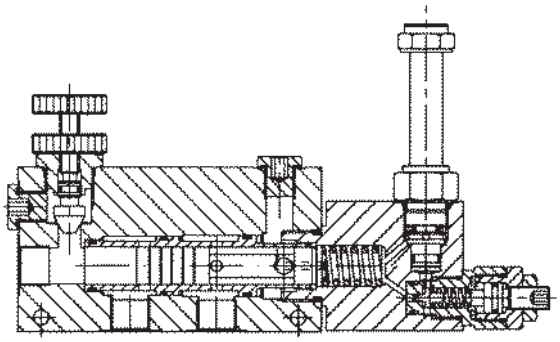

K	SCHEMA SYMBOL
43	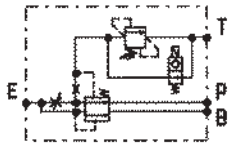
44	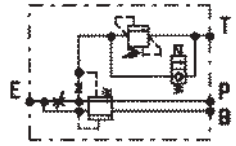

DATI TECNICI / TECHNICAL DATA

Pressione di lavoro max. Max. working pressure	210 bar
QE = Portata max. in entrata “E” QE = Max. admitted inlet flow “E” port	90 l/min
QP = Portata max. in uscita prioritaria “P” QP = Max. delivery in priority flow “P” port	55 l/min
Peso Weight	1.3 kg

Classe di pulizia dell’olio: almeno 18/14 ISO 4406 (9 NAS-1638).
Fluid cleanliness class: 18/14 ISO 4406 (9 NAS-1638) or better.

ATTENZIONE: per applicazioni in cui la linea prioritaria “P” non debba mai rimanere pressurizzata se non utilizzata, consultare OIL CONTROL.
WARNING: For applications where the priority line “P” must never remain pressurized when not being used, consult OIL CONTROL Service.

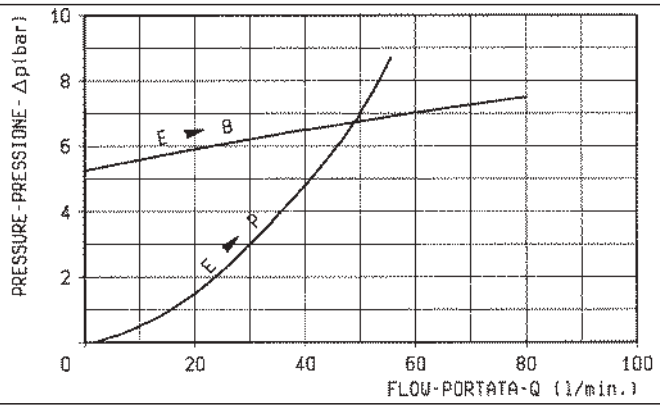

X	REGOLAZIONI ADJUSTMENTS	
70	**volantino e controvolantino handknob and locknut**	
80	**vite screw and locknut**	
40	**manopola graduata graduated handknob**	

Y	ATTACCHI / PORT SIZE	
	E-B-P	T
02	G 3/8	G 1/4
03	G 1/2	G 1/4

A-DRF16

OM.E1.21.90 - Y - Z

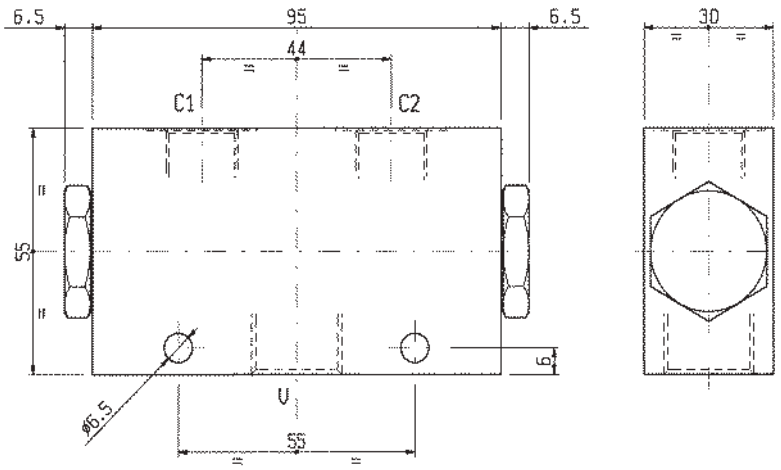

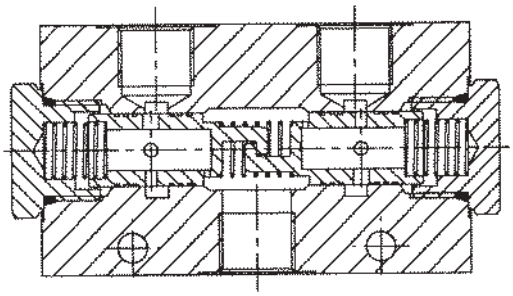

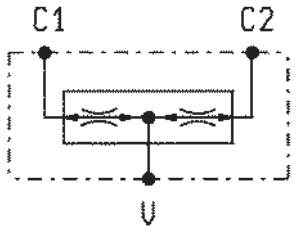

DATI TECNICI / TECHNICAL DATA

Pressione di lavoro max. Max. working pressure	315 bar
Peso Weight	1.1 kg

Rapporto di divisione 50%-50%
a richiesta sono disponibili rapporti diversi: 40%-60%
Flow division ratios: 50%-50% standard
40%-60% on request

Classe di pulizia dell'olio: almeno 18/14 ISO 4406 (9 NAS-1638).
Fluid cleanliness class: 18/14 ISO 4406 (9 NAS-1638) or better.

Collettore in acciaio
Steel body

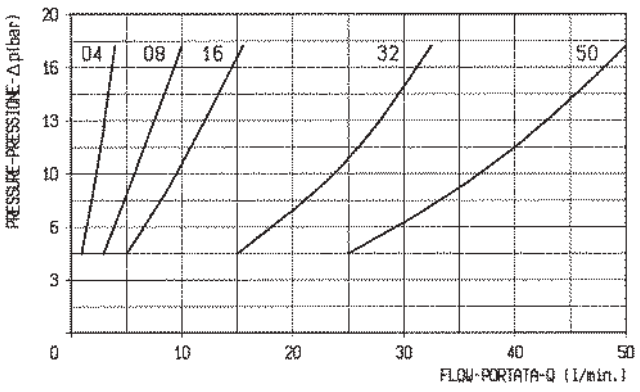

Y	ATTACCHI / PORT SIZE	
	V	C1-C2
02	G 3/8	G 3/8
03	G 1/2	G 3/8

Z	CAMPO DI PORTATA CONSIGLIATO (MAX ERRORE ± 2%) INLET CAPACITY (MAX ADMITTED SLIPPAGE ± 2%)
04	da 2 a 4 l/min 2 to 4 l/min
08	da 4 a 8 l/min 4 to 8 l/min
16	da 8 a 16 l/min 8 to 16 l/min
32	da 16 a 32 l/min 16 to 32 l/min
50	da 25 a 50 l/min 25 to 50 l/min

DRF

OM.51.03.90 - Y - Z

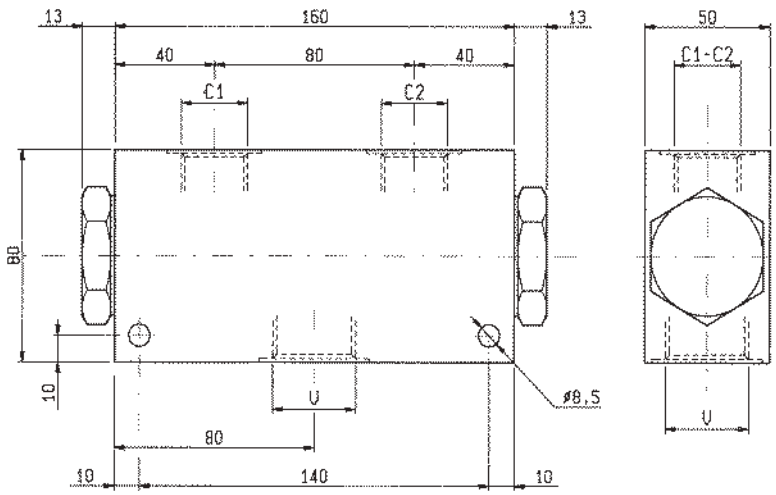

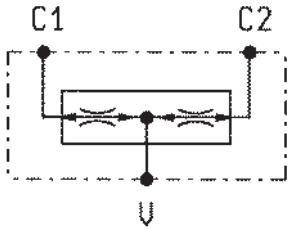

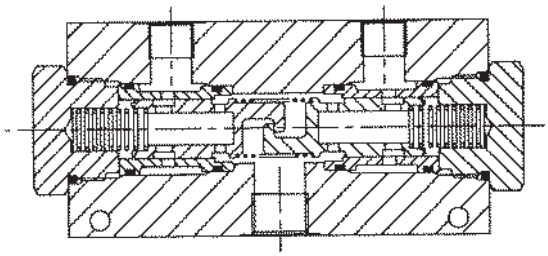

DATI TECNICI / TECHNICAL DATA

Pressione di lavoro max. Max. working pressure	210 bar
Peso Weight	2.2 kg

Rapporto di divisione 50%-50%
a richiesta sono disponibili rapporti diversi: 40%-60%
Flow division ratios: 50%-50% standard
40%-60% on request

Classe di pulizia dell'olio: almeno 18/14 ISO 4406 (9 NAS-1638).
Fluid cleanliness class: 18/14 ISO 4406 (9 NAS-1638) or better.

NOTA: sono disponibili versioni con collettore in acciaio, ordinabili sostituendo con "E" la terza cifra del CODICE D'ORDINAZIONE. Le dimensioni esterne e la posizione degli attacchi potrebbero essere leggermente diverse da quelle in figura. Nel dubbio contattare OIL CONTROL.
NOTE: Steel bodies version is also available; it can be ordered by replacing with "E" the 3rd digit of the ordering code. External dimensions and port positions could be slightly different from the ones here shown. In case of doubt, please ask.

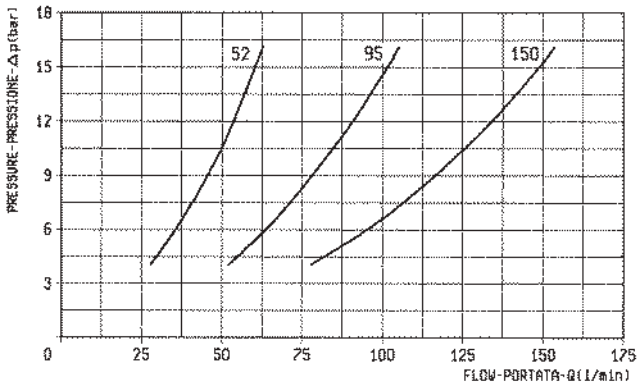

Y	ATTACCHI / PORT SIZE	
	V	C1-C2
04	G 3/4	G 1/2
05	G 1	G 3/4

Z	CAMPO DI PORTATA CONSIGLIATO (MAX ERRORE ± 3%) INLET CAPACITY (MAX ADMITTED SLIPPAGE ± 3%)
52	da 28 a 55 l/min 28 to 55 l/min
95	da 56 a 95 l/min 56 to 95 l/min
150	da 90 a 150 l/min 90 to 150 l/min

DRF

OM.51.03.90 - Y - Z

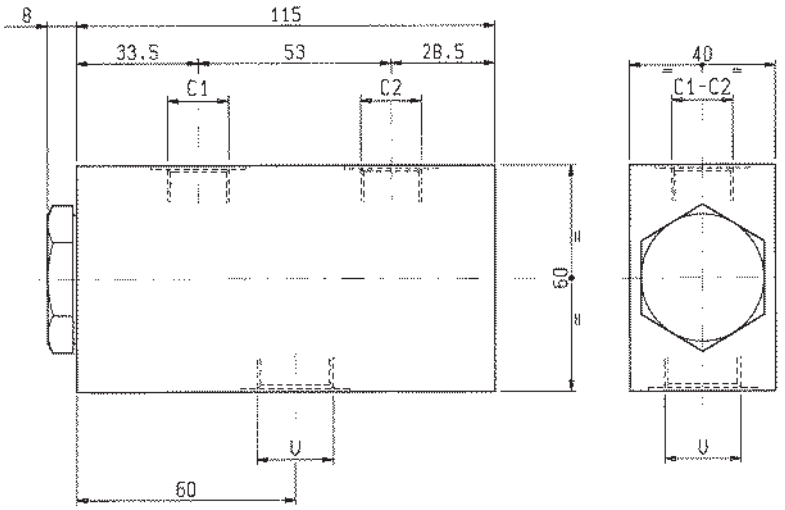

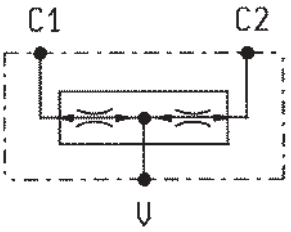

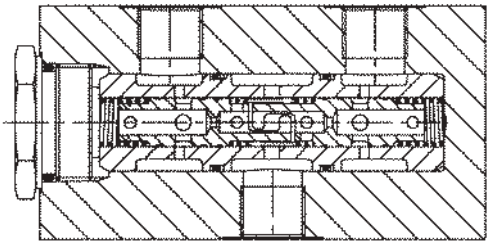

DATI TECNICI / TECHNICAL DATA

Pressione di lavoro max. Max. working pressure	210 bar
Peso Weight	0.90 kg

Rapporto di divisione 50%-50%
a richiesta sono disponibili rapporti diversi: 35%-65%
Flow division ratios: 50%-50% standard
35%-65% on request

Classe di pulizia dell'olio: almeno 18/14 ISO 4406 (9 NAS-1638).
Fluid cleanliness class: 18/14 ISO 4406 (9 NAS-1638) or better.

NOTA: sono disponibili versioni con collettore in acciaio, ordinabili sostituendo con "E" la terza cifra del CODICE D'ORDINAZIONE. Le dimensioni esterne e la posizione degli attacchi potrebbero essere leggermente diverse da quelle in figura. Nel dubbio contattare OIL CONTROL.
NOTE: Steel bodies version is also available; it can be ordered by replacing with "E" the 3rd digit of the ordering code. External dimensions and port positions could be slightly different from the ones here shown. In case of doubt, please ask.

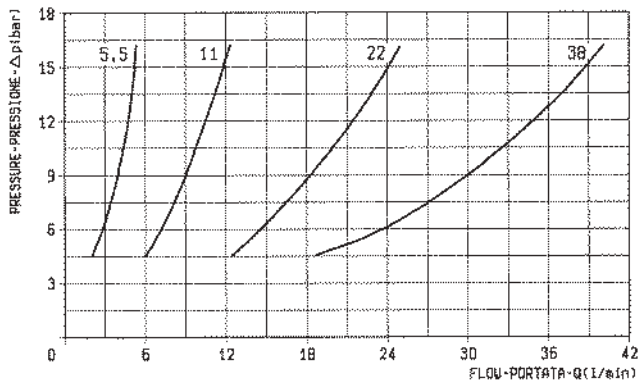

Y	ATTACCHI / PORT SIZE	
	V	C1-C2
02	G 3/8	G 3/8
03	G 1/2	G 3/8

Z	CAMPO DI PORTATA CONSIGLIATO (MAX ERRORE ± 3%) INLET CAPACITY (MAX ADMITTED SLIPPAGE ± 3%)
5.5	da 2.8 a 5.8 l/min 2.8 to 5.8 l/min
11	da 6.5 a 11 l/min 6.5 to 11 l/min
22	da 13 a 22 l/min 13 to 22 l/min
38	da 25 a 38 l/min 25 to 38 l/min

VRFC3C-C

OM.41.01 - X - Y

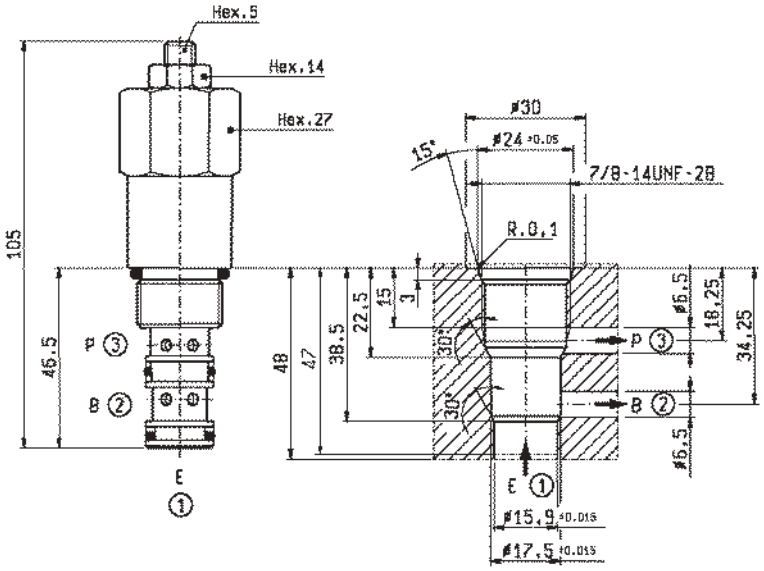

CAVITA'-CAVITY N.243C

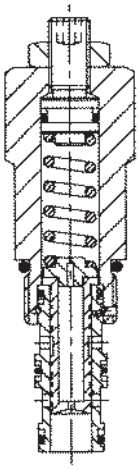

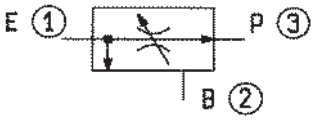

DATI TECNICI / TECHNICAL DATA

Coppia di serraggio Installation torque	64-72 Nm
Pressione di lavoro max. Max. working pressure	210 bar
QE = Portata max. in entrata "E" QE = Max. admitted inlet flow "E" port	40 l/min
QR = Portata max. in uscita prioritaria "P" QR = Max. delivery in priority flow "P" port	35 l/min
Peso Weight	0.26 kg

Campo di regolazione tra portata minima e massima: circa 12 giri della vite di regolazione. Avvitare per aumentare il valore di portata regolata.

Adjustment from Min to Max flow is approx 12 turns. Screw in to increase the regulated flow from "P".

Classe di pulizia dell'olio: almeno 18/14 ISO 4406 (9 NAS-1638).

Fluid cleanliness class: 18/14 ISO 4406 (9 NAS-1638) or better.

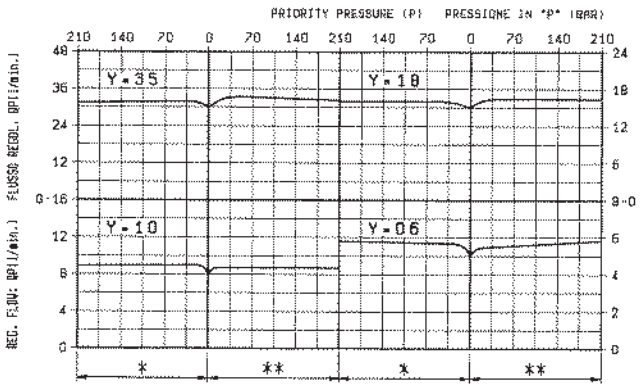

* I campi di sinistra dei 4 diagrammi, indicati con *, si riferiscono a quando la pressione in "B" è superiore a quella in "P".

* The left end field of the above shown diagrams, marked with *, refers to by-pass pressure "B" exceeding priority pressure "P".

** I campi di destra dei 4 diagrammi, indicati con **, si riferiscono a quando la pressione in "P" è superiore a quella in "B".

** The right end field of the above shown diagrams, marked with **, refers to priority pressure "P" exceeding by-pass pressure "B".

X	REGOLAZIONI ADJUSTMENTS	
03	**vite esterna esagono incassato leakproof hex. socket screw**	
04	**volantino e controvolantino handknob and locknut**	
	cappellotto per piombatura sealing cap codice / ordering code 03.05.01.001	

Y	CAMPO DI REGOLAZIONE PORTATA REGULATED FLOW RANGE
06	2 - 6 l/min
10	5 - 10 l/min
18	10 - 18 l/min
35	20 - 35 l/min

VRFC3C-L

OM.42.03 - X - Y

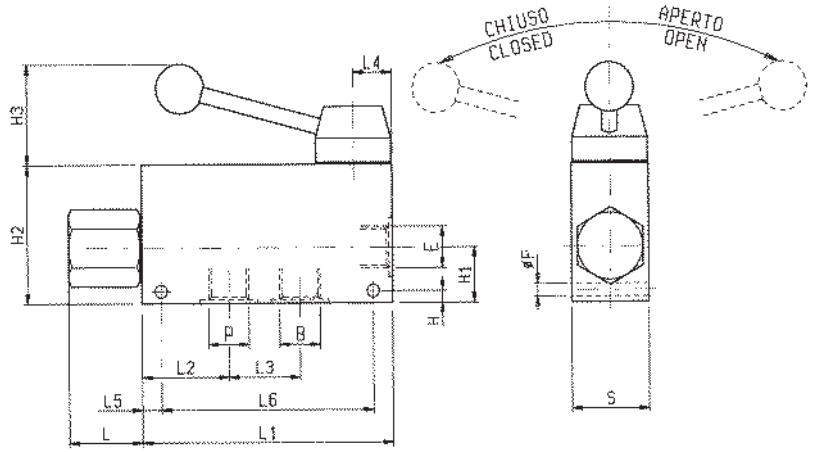

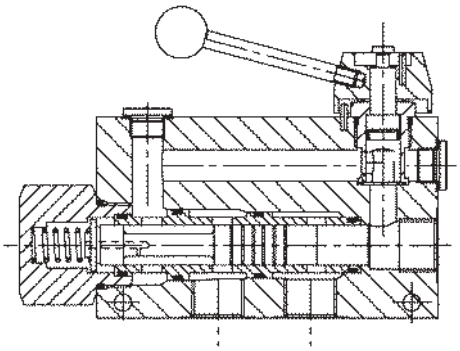

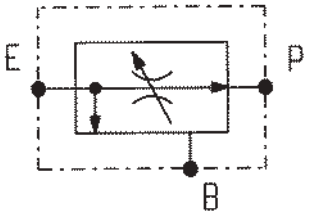

DATI TECNICI / TECHNICAL DATA

Pressione di lavoro max.
Max. working pressure 210 bar

QE = Portata max. in entrata “E” - l/min
QE = Max. admitted inlet flow “E” port - l/min

QP = Portata max. in uscita prioritaria “P” - l/min
QP = Max. delivery in priority flow “P” port - l/min

Classe di pulizia dell’olio: almeno 18/14 ISO 4406 (9 NAS-1638).
Fluid cleanliness class: 18/14 ISO 4406 (9 NAS-1638) or better.

S	L6	L5	L4	L3	L2	L1	L	H3	H2	H1	H	F		QP	QE	Y	Peso kg Weight kg
50	135	10	25	44	54	155	35	40	90	35	7	8.5		90	150	3/4	2.60
40	110	10	20	37	45	130	38	40	70	28	6	6.5		55	90	1/2	1.40
40	110	10	20	37	45	130	38	40	70	28	6	6.5		30	55	3/8	1.40

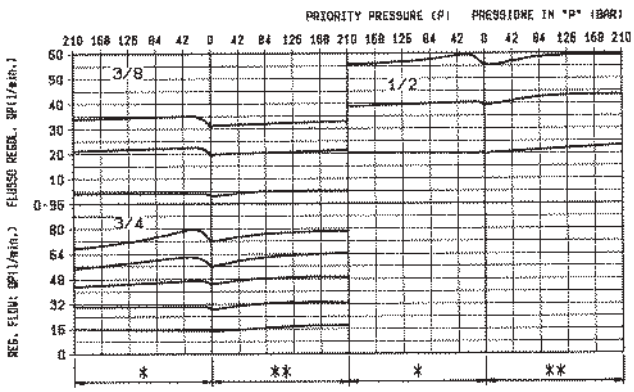

* I campi di sinistra dei 4 diagrammi, indicati con *, si riferiscono a quando la pressione in “B” è superiore a quella in “P”.
* The left end field of the above shown diagrams, marked with *, refers to by-pass pressure “B” exceeding priority pressure “P”.

** I campi di destra dei 4 diagrammi, indicati con **, si riferiscono a quando la pressione in “P” è superiore a quella in “B”.
** The right end field of the above shown diagrams, marked with **, refers to priority pressure “P” exceeding by-pass pressure “B”.

X	REGOLAZIONI ADJUSTMENTS
50	**leva rotante lever with built in friction clutch**

Y	ATTACCHI / PORT SIZE
	E-B-P
02	G 3/8
03	G 1/2
04	G 3/4

REGOLATORI DI FLUSSO COMPENSATI, 3 VIE PER 2 UTILIZZI
THREE-WAY, COMBINATION TYPE PRESSURE COMPENSATED FLOW REGULATORS

VRFC3C

OM.42.03 - X - Y

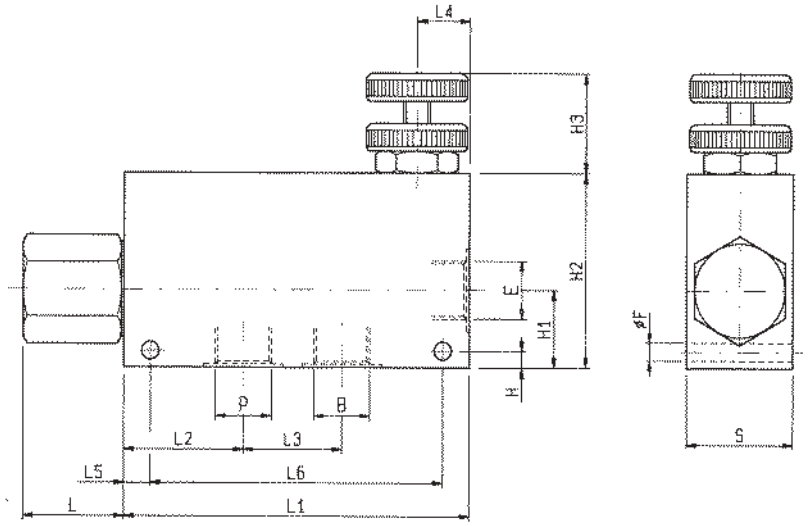

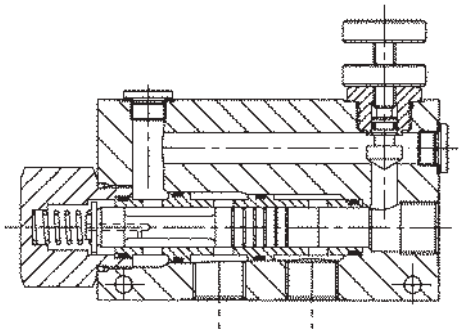

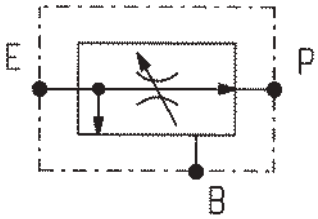

DATI TECNICI / TECHNICAL DATA

Pressione di lavoro max. / Max. working pressure: 210 bar

QE = Portata max. in entrata "E" - l/min
QE = Max. admitted inlet flow "E" port - l/min

QP = Portata max. in uscita prioritaria "P" - l/min
QP = Max. delivery in priority flow "P" port - l/min

Classe di pulizia dell'olio: almeno 18/14 ISO 4406 (9 NAS-1638).
Fluid cleanliness class: 18/14 ISO 4406 (9 NAS-1638) or better.

Campo di regolazione portata: 0÷3 giri.
Flow range adjustment: 0÷3 turns.

NOTA: sono disponibili versioni con collettore in acciaio, ordinabili sostituendo con "D" la terza cifra del CODICE D'ORDINAZIONE. Le dimensioni esterne e la posizione degli attacchi potrebbero essere leggermente diverse da quelle in figura. Nel dubbio contattare OIL CONTROL.
NOTE: Steel bodies version is also available; it can be ordered by replacing with "D" the 3rd digit of the ordering code. External dimensions and port positions could be slightly different from the ones here shown. In case of doubt, please ask.

S	L6	L5	L4	L3	L2	L1	L	H3	H2	H1	H	F		QP	QE	Y	Peso kg / Weight kg
70	130	10	27	56.5	48	150	54	40	130	65	10	8.5		190	380	1	4.35
50	135	10	25	44	54	155	35	40	90	35	7	8.5		90	150	3/4	2.50
40	110	10	20	37	45	130	38	40	70	28	6	6.5		55	90	1/2	1.30
40	110	10	20	37	45	130	38	40	70	28	6	6.5		30	55	3/8	1.30

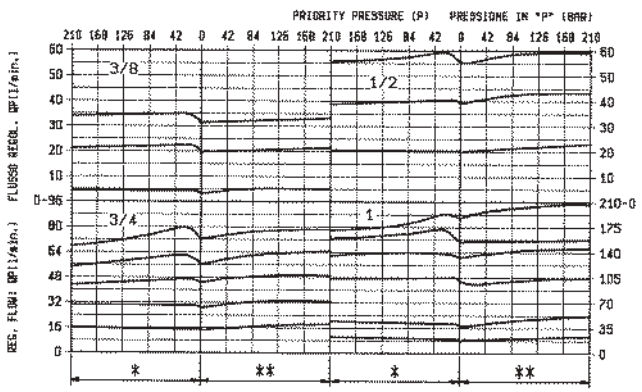

* I campi di sinistra dei 4 diagrammi, indicati con *, si riferiscono a quando la pressione in "B" è superiore a quella in "P".
* The left end field of the above shown diagrams, marked with *, refers to by-pass pressure "B" exceeding priority pressure "P".

** I campi di destra dei 4 diagrammi, indicati con *, si riferiscono a quando la pressione in "P" è superiore a quella in "B".
** The right end field of the above shown diagrams, marked with *, refers to priority pressure "P" exceeding by-pass pressure "B".

X	REGOLAZIONI / ADJUSTMENTS
70	volantino e controvolantino / handknob and locknut
80	vite / screw and locknut
40	manopola graduata / graduated handknob

Y	ATTACCHI / PORT SIZE
	E-B-P
02	G 3/8
03	G 1/2
04	G 3/4
05	G 1

VRFC3-VS10-VEI

OM.36.03 - X - Y

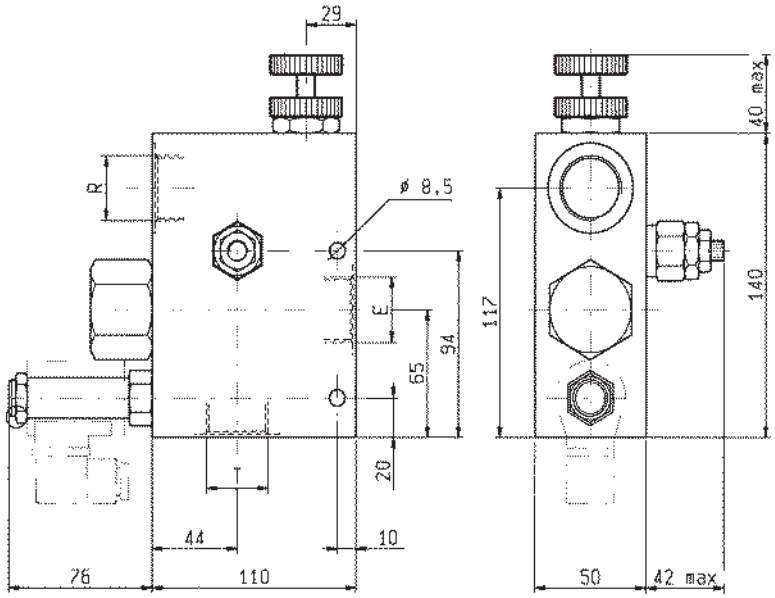

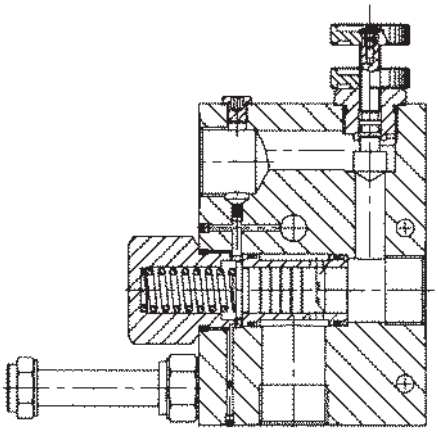

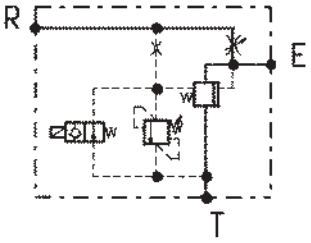

DATI TECNICI / TECHNICAL DATA

Pressione di lavoro max. Max. working pressure	210 bar
Valvola di massima pressione regolabile da 10 a 210 bar. Taratura standard 210 bar Adjustable relief valve: range 10-210 bar. Standard setting 210 bar.	
QE = Portata max. in entrata “E” QE = Max. admitted inlet flow “E” port	150 l/min
QR = Portata max. in uscita regolata “R” QR = Max. delivery in regulated flow “R” port	90 l/min
Peso Weight	2.68 kg
Classe di pulizia dell’olio: almeno 18/14 ISO 4406 (9 NAS-1638). Fluid cleanliness class: 18/14 ISO 4406 (9 NAS-1638) or better.	
Campo di regolazione portata: 0÷3 giri. Flow range adjustment: 0÷3 turns.	
Il solenoide deve essere ordinato separatamente (per le caratteristiche consultare la pagina E1.71.06). The coil must be ordered separately (consult page E1.71.06).	

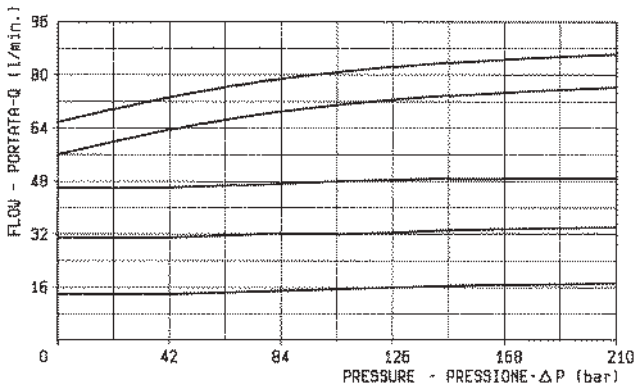

X	REGOLAZIONI ADJUSTMENTS	
70	volantino e controvolantino handknob and locknut	
80	vite screw and locknut	
40	manopola graduata graduated handknob	

Y	ATTACCHI / PORT SIZE
	E-R-T
04	G 3/4

VRFC3-VS10-VEI

OM.36.03 - X - Y

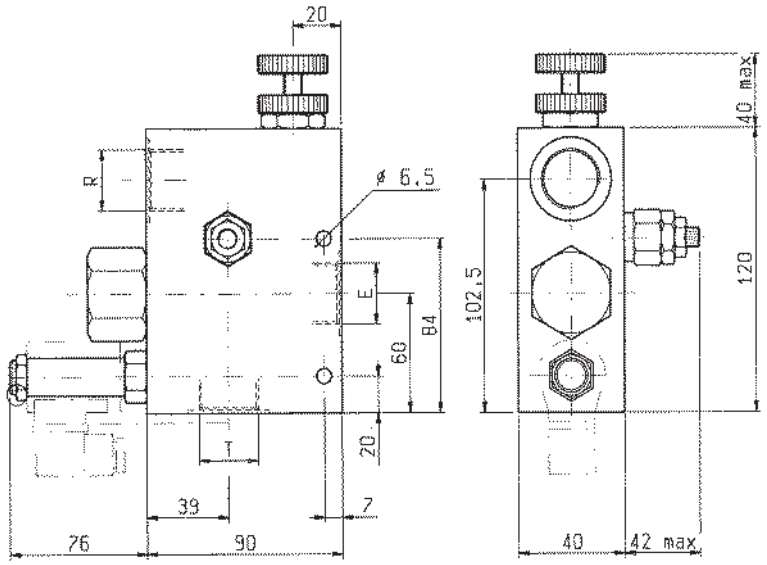

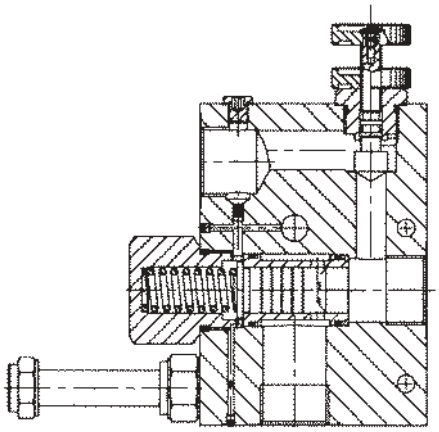

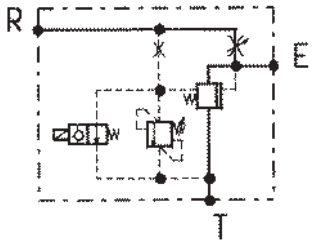

DATI TECNICI / TECHNICAL DATA

Pressione di lavoro max. Max. working pressure	210 bar
Valvola di massima pressione regolabile da 10 a 210 bar. Taratura standard 210 bar Adjustable relief valve: range 10-210 bar. Standard setting 210 bar.	
QE = Portata max. in entrata “E” QE = Max. admitted inlet flow “E” port	90 l/min
QR = Portata max. in uscita regolata “R” QR = Max. delivery in regulated flow “R” port	55 l/min
Peso Weight	1.68 kg
Classe di pulizia dell’olio: almeno 18/14 ISO 4406 (9 NAS-1638). Fluid cleanliness class: 18/14 ISO 4406 (9 NAS-1638) or better.	
Campo di regolazione portata: 0÷3 giri. Flow range adjustment: 0÷3 turns.	
Il solenoide deve essere ordinato separatamente (per le caratteristiche consultare la pagina E1.71.06). The coil must be ordered separately (consult page E1.71.06).	

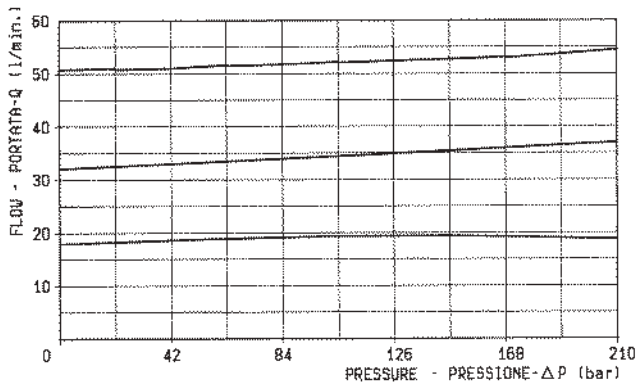

X	REGOLAZIONI ADJUSTMENTS
70	**volantino e controvolantino handknob and locknut**
80	**vite screw and locknut**
40	**manopola graduata graduated handknob**

Y	ATTACCHI / PORT SIZE
	E-R-T
03	G 1/2

VRFC3-VS10-VEI

OM.36.03 - X - Y

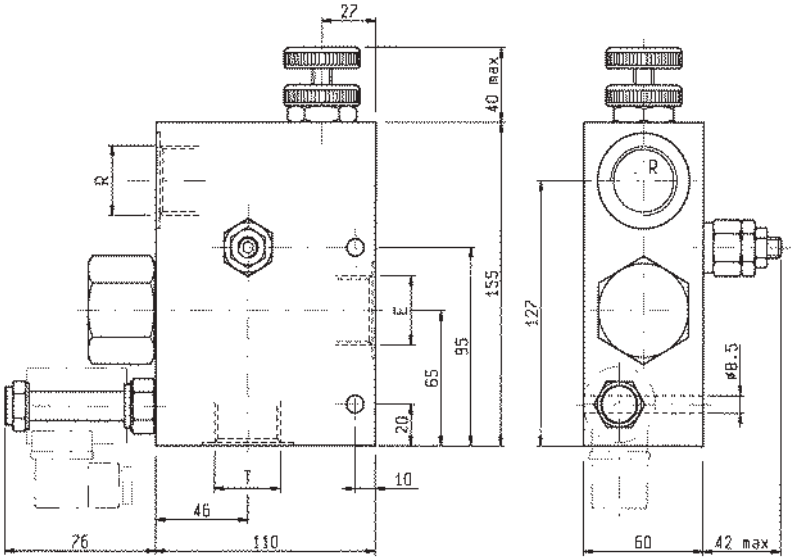

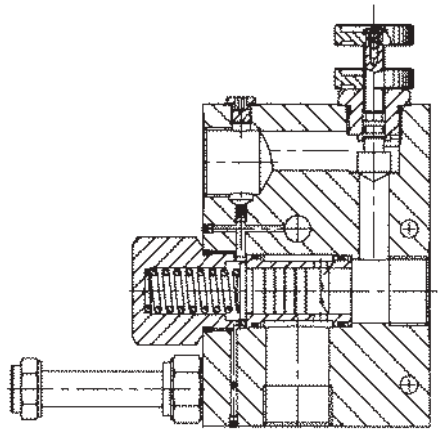

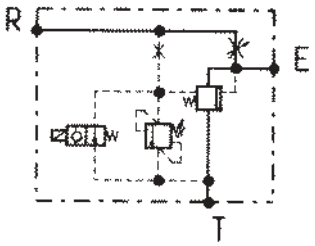

DATI TECNICI / TECHNICAL DATA

Pressione di lavoro max. Max. working pressure	210 bar
Valvola di massima pressione regolabile da 10 a 210 bar. Taratura standard 210 bar Adjustable relief valve: range 10-210 bar. Standard setting 210 bar.	
QE = Portata max. in entrata "E" QE = Max. admitted inlet flow "E" port	280 l/min
QR = Portata max. in uscita regolata "R" QR = Max. delivery in regulated flow "R" port	190 l/min
Peso Weight	3.14 kg
Classe di pulizia dell'olio: almeno 18/14 ISO 4406 (9 NAS-1638). Fluid cleanliness class: 18/14 ISO 4406 (9 NAS-1638) or better.	
Campo di regolazione portata: 0÷3 giri. Flow range adjustment: 0÷3 turns.	
Perdita di carico da E-T: inizio apertura 6 bar, a tutta portata 12 bar. Pressure drop from E-T: cracking pressure 6 bar, full flow 12 bar.	
Il solenoide deve essere ordinato separatamente (per le caratteristiche consultare la pagina E1.71.06). The coil must be ordered separately (consult page E1.71.06).	

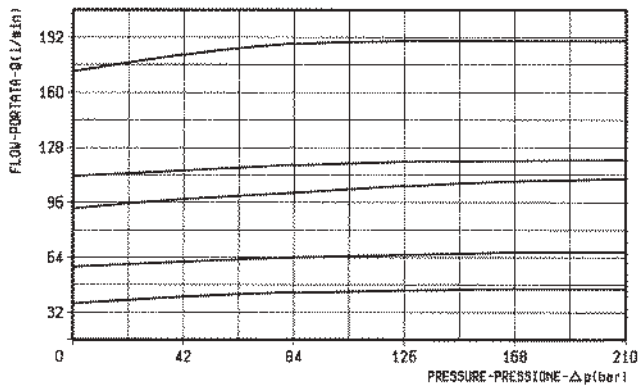

X	REGOLAZIONI ADJUSTMENTS	
70	volantino e controvolantino handknob and locknut	
80	vite screw and locknut	
40	manopola graduata graduated handknob	

Y	ATTACCHI / PORT SIZE
	E-R-T
05	G 1

REGOLATORI DI FLUSSO, 3 VIE COMPENSATI, CON VALVOLA DI MASSIMA E BY-PASS ELETTRICO / THREE-WAY TYPE PRESSURE COMPENSATED FLOW REGULATORS WITH RELIEF AND SOLENOID BY-PASS

VRFC3-VS10-BPE-NA

OM.38.03 - X - Y

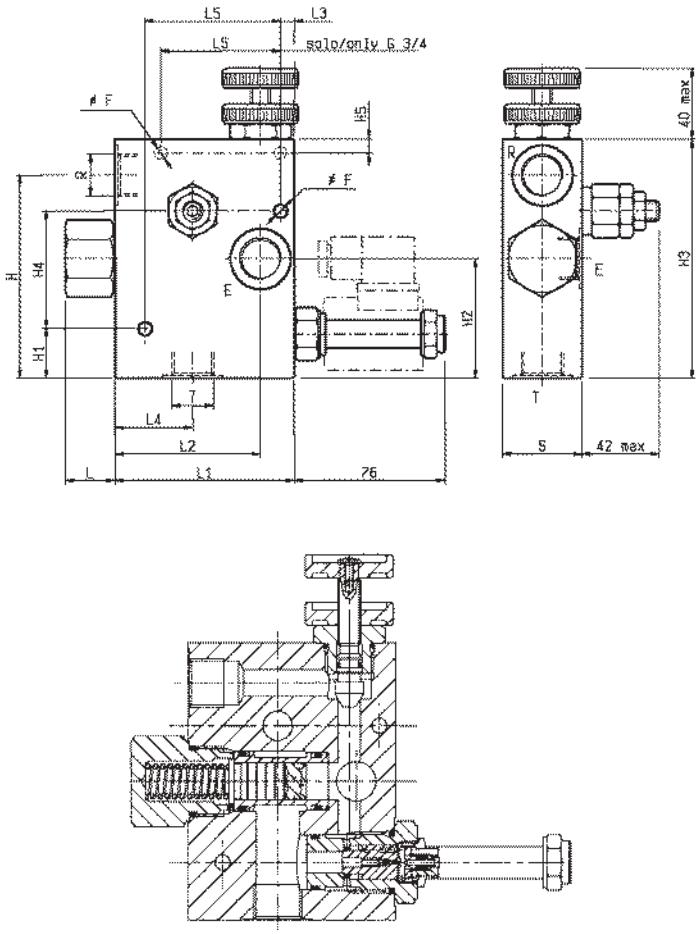

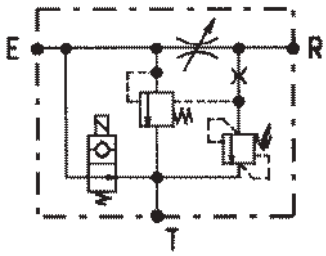

S	L5	L4	L3	L2	L1	L	H5	H4	H3	H2	H1	H	F	QR	QE	Y	Peso kg Weight kg
50	60	44	7	83	110	22	7	–	140	65	–	117	8.5	90	150	3/4	2.30
40	68	39	7	73	90	25	–	59	120	60	25	102	6.5	55	90	1/2	1.55
40	68	39	7	73	90	25	–	59	120	60	25	102	6.5	30	55	3/8	1.55

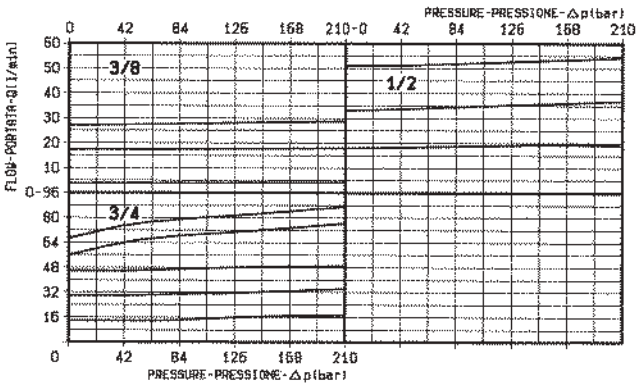

DATI TECNICI / TECHNICAL DATA

Pressione di lavoro max. Max. working pressure	210 bar
Valvola di massima pressione regolabile da 10 a 210 bar. Taratura standard 210 bar Adjustable relief valve: range 10-210 bar. Standard setting 210 bar.	
QE = Portata max. in entrata “E” - l/min QE = Max. admitted inlet flow “E” port - l/min	
QR = Portata max. in uscita regolata “R” - l/min QR = Max. delivery in regulated flow “R” port - l/min	
Classe di pulizia dell’olio: almeno 18/14 ISO 4406 (9 NAS-1638). Fluid cleanliness class: 18/14 ISO 4406 (9 NAS-1638) or better.	
Il solenoide deve essere ordinato separatamente (per le caratteristiche consultare la pagina E1.71.06). The coil must be ordered separately (consult page E1.71.06)	
Campo di regolazione portata: 0÷3 giri. Flow range adjustment: 0÷3 turns.	

X	REGOLAZIONI ADJUSTMENTS
70	**volantino e controvolantino handknob and locknut**
80	**vite screw and locknut**
40	**manopola graduata graduated handknob**

Y	ATTACCHI / PORT SIZE
	E-R-T
02	G 3/8
03	G 1/2
04	G 3/4

REGOLATORI DI FLUSSO, 3 VIE COMPENSATI CON VALVOLA UNIDIREZIONALE / THREE-WAY TYPE PRESSURE COMPENSATED FLOW REGULATORS WITH FREE REVERSE FLOW

VRFC3-VU

OM.39.03 - X - Y

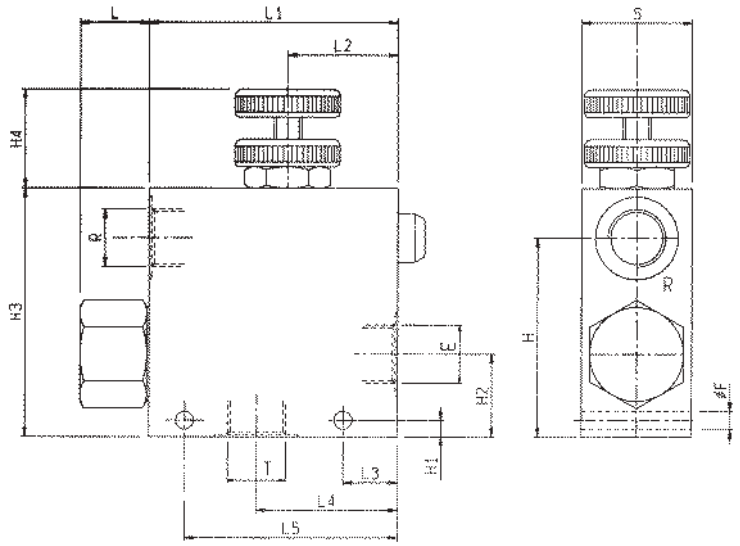

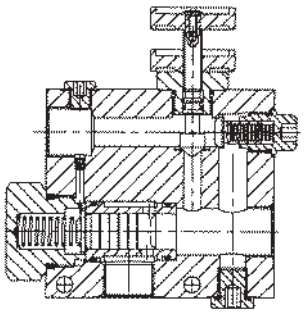

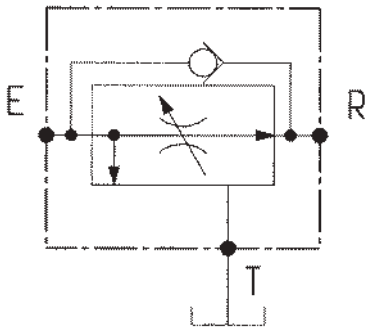

DATI TECNICI / TECHNICAL DATA

Pressione di lavoro max. Max. working pressure	210 bar
Portata max. vedi diagramma Flow see performance graph	
QE = Portata max. in entrata “E” - l/min QE = Max. admitted inlet flow “E” port - l/min	
QR = Portata max. in uscita regolata “R” - l/min QR = Max. delivery in regulated flow “R” port - l/min	
Classe di pulizia dell’olio: almeno 18/14 ISO 4406 (9 NAS-1638). Fluid cleanliness class: 18/14 ISO 4406 (9 NAS-1638) or better.	
Campo di regolazione portata: 0÷3 giri. Flow range adjustment: 0÷3 turns.	

S	L5	L4	L3	L2	L1	L	H4	H3	H2	H1	H	F		QR	QE	Y	Peso kg Weight kg
50	120	86	50	50	130	22	40	110	35	7	87	8.5		90	150	3/4	2.15
40	97	71	40	40	110	25	40	90	30	6	72	6.5		55	90	1/2	1.15
40	97	71	40	40	110	25	40	90	30	6	72	6.5		30	55	3/8	1.15

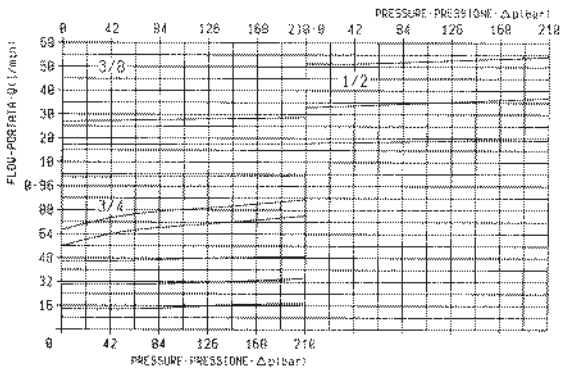

X	REGOLAZIONI ADJUSTMENTS	
70	volantino e controvolantino handknob and locknut	
80	vite screw and locknut	
40	manopola graduata graduated handknob	

Y	ATTACCHI / PORT SIZE
	E - R - T
02	G 3/8
03	G 1/2
04	G 3/4

VRFC3-VS10-CETOP 10

OM.33.08 - X - Y

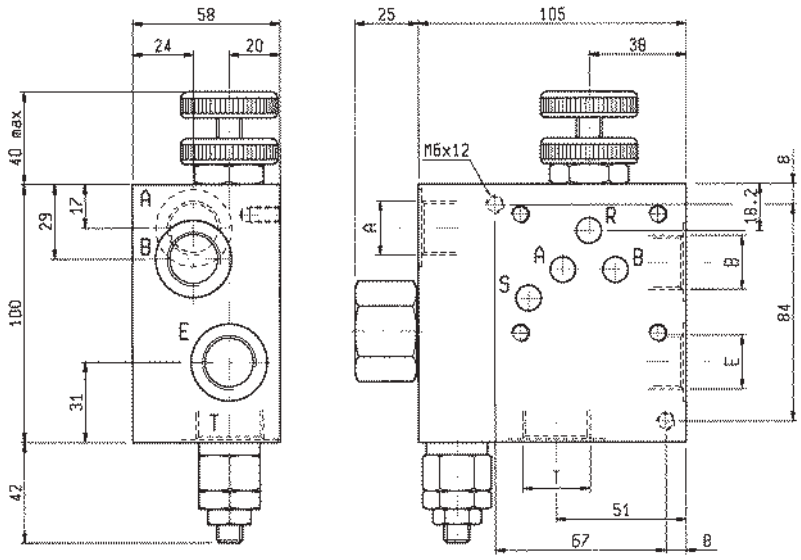

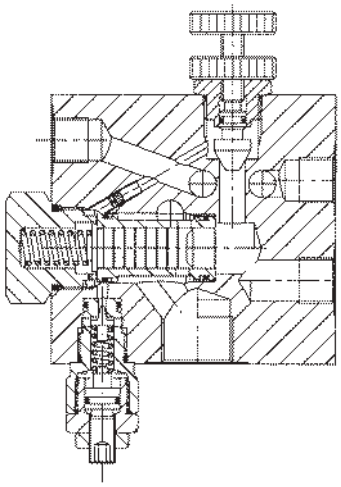

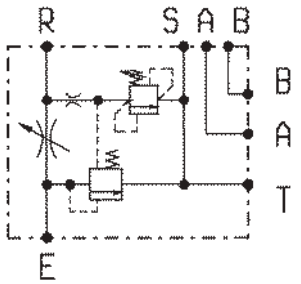

DATI TECNICI / TECHNICAL DATA

Pressione di lavoro max. Max. working pressure	210 bar
Valvola di massima pressione regolabile da 10 a 210 bar. Taratura standard 210 bar Adjustable relief valve: range 10-210 bar. Standard setting 210 bar.	
QE = Portata max. in entrata “E” QE = Max. admitted inlet flow “E” port	90 l/min
QR = Portata max. in uscita regolata “R” QR = Max. delivery in regulated flow “R” port	55 l/min
Peso Weight	1.8 kg
Classe di pulizia dell’olio: almeno 18/14 ISO 4406 (9 NAS-1638). Fluid cleanliness class: 18/14 ISO 4406 (9 NAS-1638) or better.	
Campo di regolazione portata: 0÷3 giri. Flow range adjustment: 0÷3 turns.	

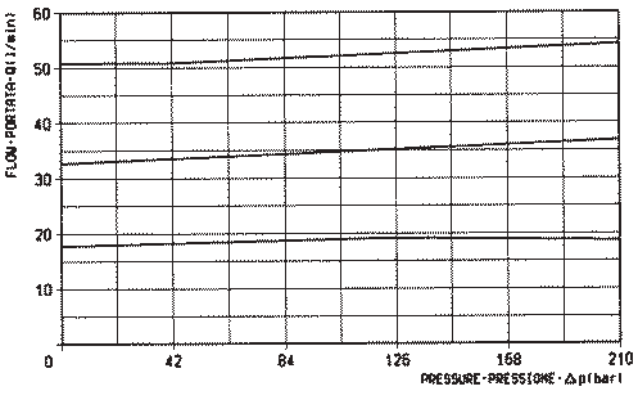

X	REGOLAZIONI ADJUSTMENTS	
70	**volantino e controvolantino handknob and locknut**	
80	**vite screw and locknut**	
40	**manopola graduata graduated handknob**	

Y	ATTACCHI / PORT SIZE	
	A-B-E	T
02	G 1/2	G 3/4

VRFC3-VS10-CETOP 6

OM.33.02 - X - Y

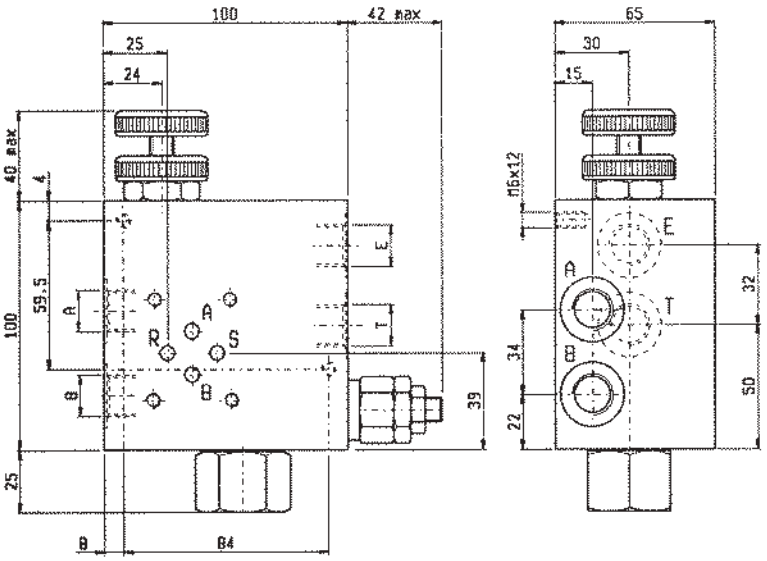

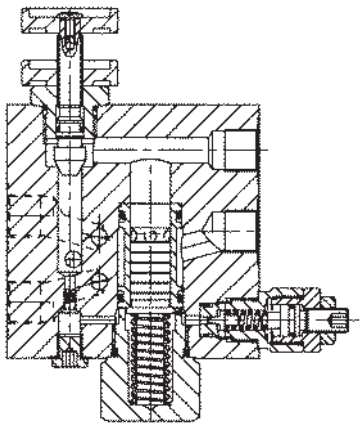

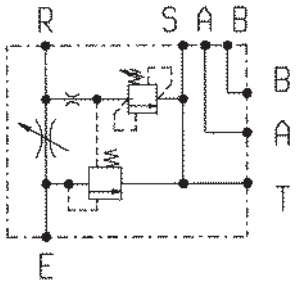

DATI TECNICI / TECHNICAL DATA

Pressione di lavoro max. Max. working pressure	210 bar
Valvola di massima pressione regolabile da 10 a 210 bar. Taratura standard 210 bar Adjustable relief valve: range 10-210 bar. Standard setting 210 bar.	
QE = Portata max. in entrata “E” QE = Max. admitted inlet flow “E” port	55 l/min
QR = Portata max. in uscita regolata “R” QR = Max. delivery in regulated flow “R” port	30 l/min
Peso Weight	1.83 kg
Classe di pulizia dell’olio: almeno 18/14 ISO 4406 (9 NAS-1638). Fluid cleanliness class: 18/14 ISO 4406 (9 NAS-1638) or better.	
Campo di regolazione portata: 0÷3 giri. Flow range adjustment: 0÷3 turns.	

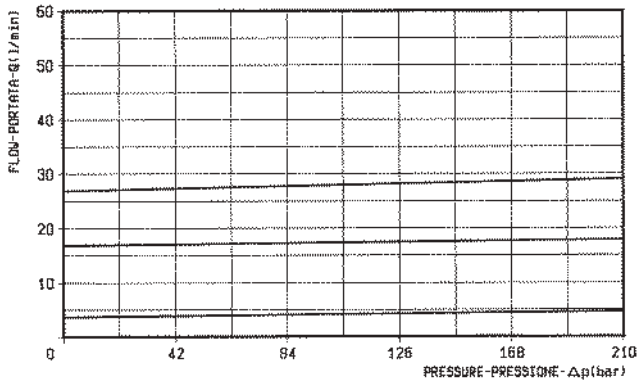

X	REGOLAZIONI ADJUSTMENTS	
70	**volantino e controvolantino handknob and locknut**	
80	**vite screw and locknut**	
40	**manopola graduata graduated handknob**	

Y	ATTACCHI / PORT SIZE
	A-B-E-T
02	G 3/8

VRFC3-VS10-L

OM.33.03 - X - Y

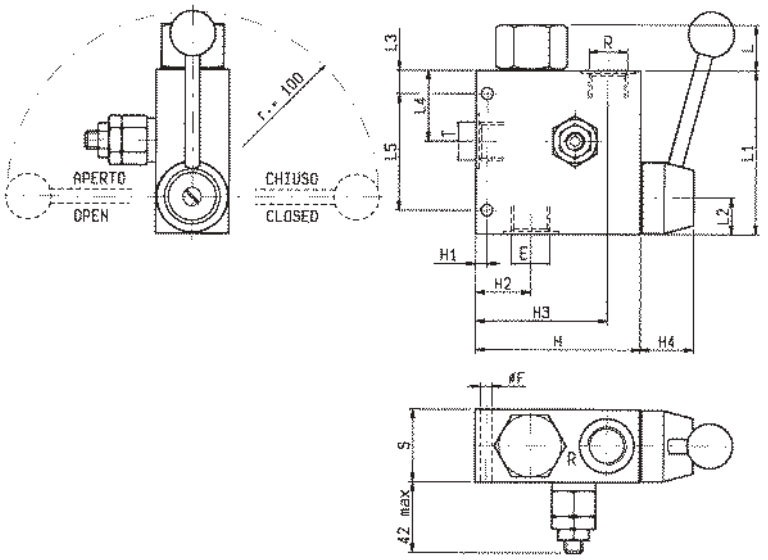

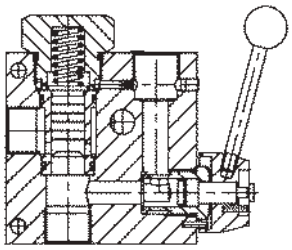

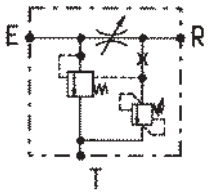

S	L5	L4	L3	L2	L1	L	H4	H3	H2	H1	H	F		QR	QE	Y	Peso kg Weight kg
50	88	44	10	30	110	22	30	87	35	7	110	8.5		90	150	3/4	2.15
40	64	39	13	20	90	25	30	72	30	6	90	6.5		55	90	1/2	1.17
40	64	39	13	20	90	25	30	72	30	6	90	6.5		30	55	3/8	1.17

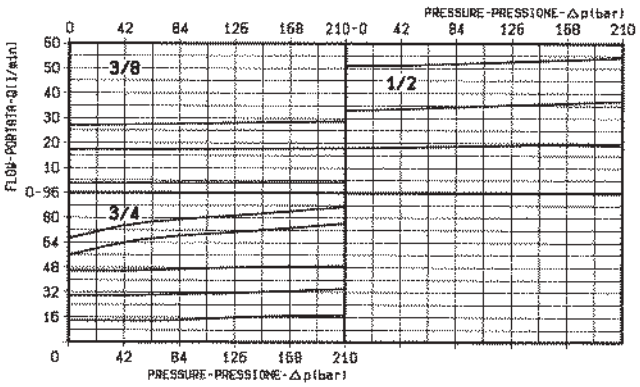

DATI TECNICI / TECHNICAL DATA

Pressione di lavoro max.
Max. working pressure: 210 bar

Valvola di massima pressione regolabile da 10 a 210 bar. Taratura standard 210 bar

Adjustable relief valve: range 10-210 bar. Standard setting 210 bar.

QE = Portata max. in entrata “E” - l/min

QE = Max. admitted inlet flow “E” port - l/min

QR = Portata max. in uscita regolata “R” - l/min

QR = Max. delivery in regulated flow “R” port - l/min

Classe di pulizia dell’olio: almeno 18/14 ISO 4406 (9 NAS-1638).

Fluid cleanliness class: 18/14 ISO 4406 (9 NAS-1638) or better.

X	REGOLAZIONI ADJUSTMENTS
50	**leva rotante lever with built in friction clutch**

Y	ATTACCHI / PORT SIZE
	E-R-T
02	G 3/8
03	G 1/2
04	G 3/4

VRFC3-VS10

OM.33.03 - X - Y

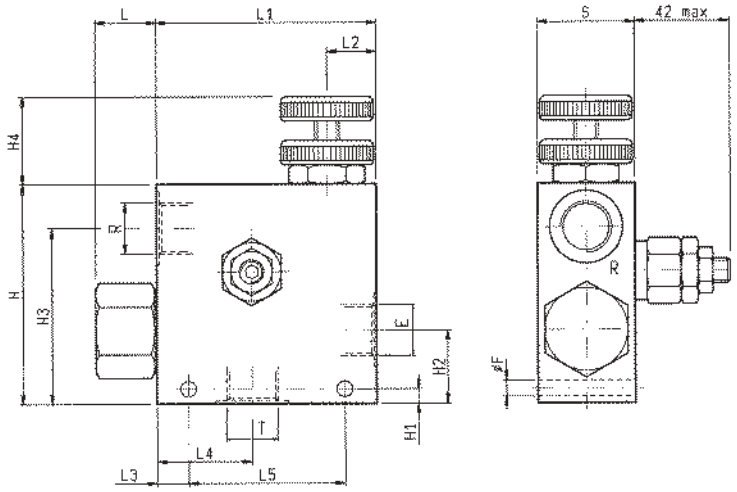

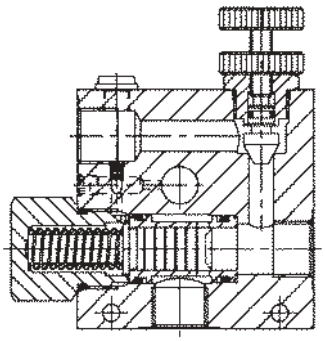

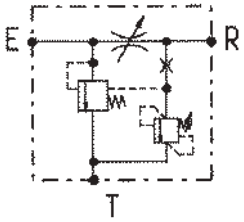

S	L5	L4	L3	L2	L1	L	H4	H3	H2	H1	H	F		QR	QE	Y	Peso kg Weight kg
60	75	46	–	27	110	35	40	127	65	20	155	8.5		190	280	1	3.30
50	88	44	10	30	110	22	40	87	35	7	110	8.5		90	150	3/4	1.99
40	64	39	13	20	90	25	40	72	30	6	90	6.5		55	90	1/2	1.10
40	64	39	13	20	90	25	40	72	30	6	90	6.5		30	55	3/8	1.10

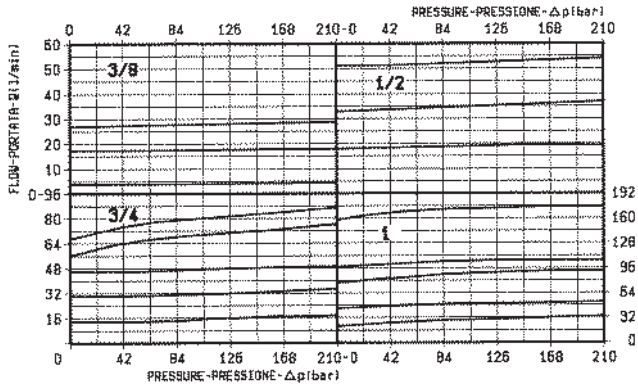

DATI TECNICI / TECHNICAL DATA

Pressione di lavoro max.
Max. working pressure: 210 bar

Valvola di massima pressione regolabile da 10 a 210 bar.
Taratura standard 210 bar
Adjustable relief valve: range 10-210 bar. Standard setting 210 bar.

QE = Portata max. in entrata "E" - l/min
QE = Max. admitted inlet flow "E" port - l/min

QR = Portata max. in uscita regolata "R" - l/min
QR = Max. delivery in regulated flow "R" port - l/min

Classe di pulizia dell'olio: almeno 18/14 ISO 4406 (9 NAS-1638).
Fluid cleanliness class: 18/14 ISO 4406 (9 NAS-1638) or better.

Campo di regolazione portata: 0÷3 giri.
Flow range adjustment: 0÷3 turns.

NOTA: sono disponibili versioni con collettore in acciaio, ordinabili sostituendo con "C" la terza cifra del CODICE D'ORDINAZIONE. Le dimensioni esterne e la posizione degli attacchi potrebbero essere leggermente diverse da quelle in figura. Nel dubbio contattare OIL CONTROL.
NOTE: Steel bodies version is also available; it can be ordered by replacing with "C" the 3rd digit of the ordering code. External dimensions and port positions could be slightly different from the ones here shown. In case of doubt, please ask.

X	REGOLAZIONI ADJUSTMENTS	
70	volantino e controvolantino handknob and locknut	
80	vite screw and locknut	
40	manopola graduata graduated handknob	

Y	ATTACCHI / PORT SIZE
	E-R-T
02	G 3/8
03	G 1/2
04	G 3/4
05	G 1

VRFC3-L

OM.32.03 - X - Y

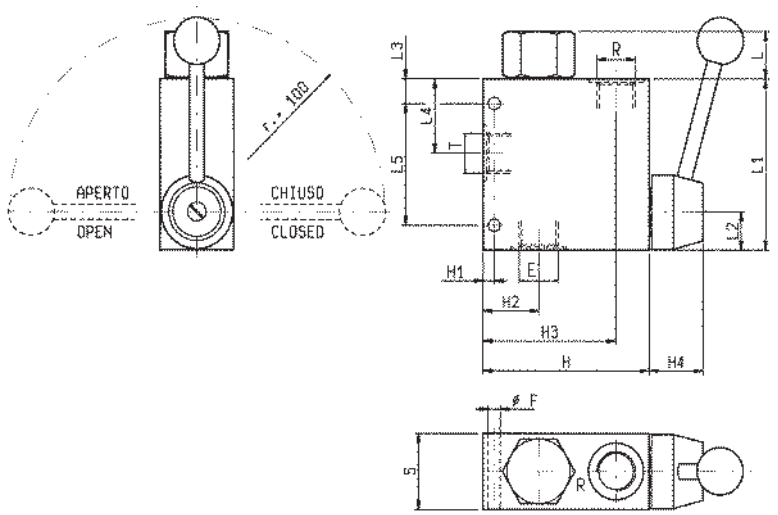

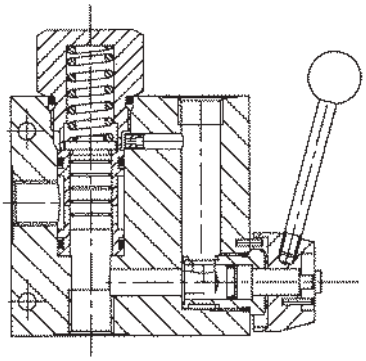

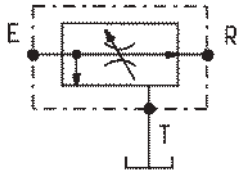

DATI TECNICI / TECHNICAL DATA

Pressione di lavoro max.
Max. working pressure — 210 bar

QE = Portata max. in entrata “E” - l/min
QE = Max. admitted inlet flow “E” port - l/min

QR = Portata max. in uscita regolata “R” - l/min
QR = Max. delivery in regulated flow “R” port - l/min

Classe di pulizia dell’olio: almeno 18/14 ISO 4406 (9 NAS-1638).
Fluid cleanliness class: 18/14 ISO 4406 (9 NAS-1638) or better.

S	L5	L4	L3	L2	L1	L	H4	H3	H2	H1	H	F		QR	QE	Y	Peso kg Weight kg
50	88	44	10	30	110	22	30	87	35	7	110	8.5		90	150	3/4	2.05
40	64	39	13	20	90	25	30	72	30	6	90	6.5		55	90	1/2	1.13
40	64	39	13	20	90	25	30	72	30	6	90	6.5		30	55	3/8	1.13

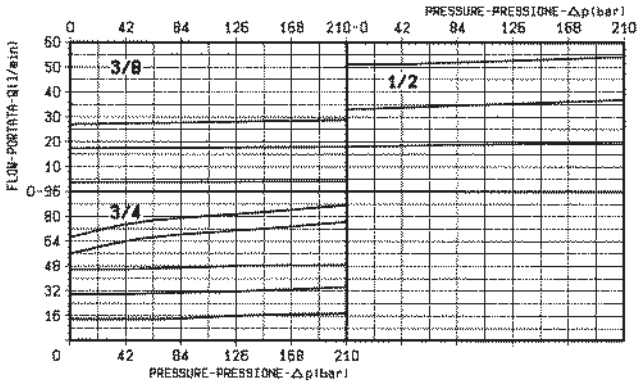

X	REGOLAZIONI ADJUSTMENTS
50	leva rotante lever with built in friction clutch

Y	ATTACCHI / PORT SIZE
	E-R-T
02	G 3/8
03	G 1/2
04	G 3/4

VRFC3

OM.32.03 - X - Y

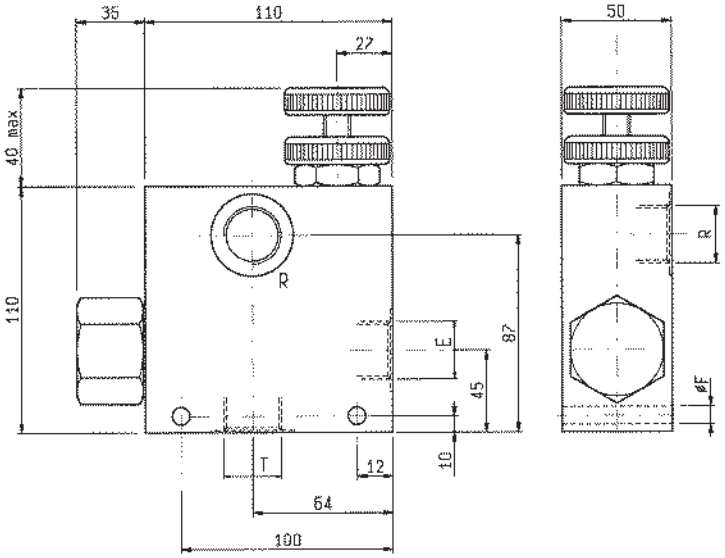

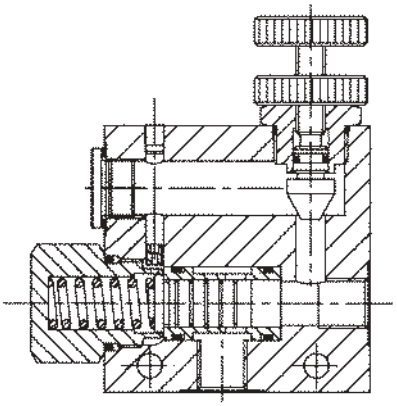

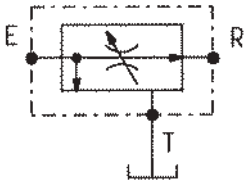

DATI TECNICI / TECHNICAL DATA

Pressione di lavoro max. Max. working pressure	210 bar
QE = Portata max. in entrata "E" QE = Max. admitted inlet flow "E" port	280 l/min
QR = Portata max. in uscita regolata "R" QR = Max. delivery in regulated flow "R" port	190 l/min
Peso Weight	1.95 kg

Classe di pulizia dell'olio: almeno 18/14 ISO 4406 (9 NAS-1638).
Fluid cleanliness class: 18/14 ISO 4406 (9 NAS-1638) or better.

Campo di regolazione portata: 0÷3 giri.
Flow range adjustment: 0÷3 turns.

NOTA: sono disponibili versioni con collettore in acciaio, ordinabili sostituendo con "C" la terza cifra del CODICE D'ORDINAZIONE. Le dimensioni esterne e la posizione degli attacchi potrebbero essere leggermente diverse da quelle in figura. Nel dubbio contattare OIL CONTROL.
NOTE: Steel bodies version is also available; it can be ordered by replacing with "C" the 3rd digit of the ordering code. External dimensions and port positions could be slightly different from the ones here shown. In case of doubt, please ask.

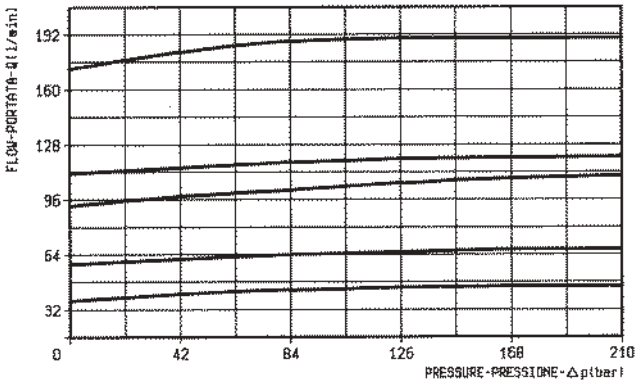

X	REGOLAZIONI ADJUSTMENTS	
70	volantino e controvolantino handknob and locknut	
80	vite screw and locknut	
40	manopola graduata graduated handknob	

Y	ATTACCHI / PORT SIZE
	E-R-T
05	G 1

VRFC3

OM.32.03 - X - Y

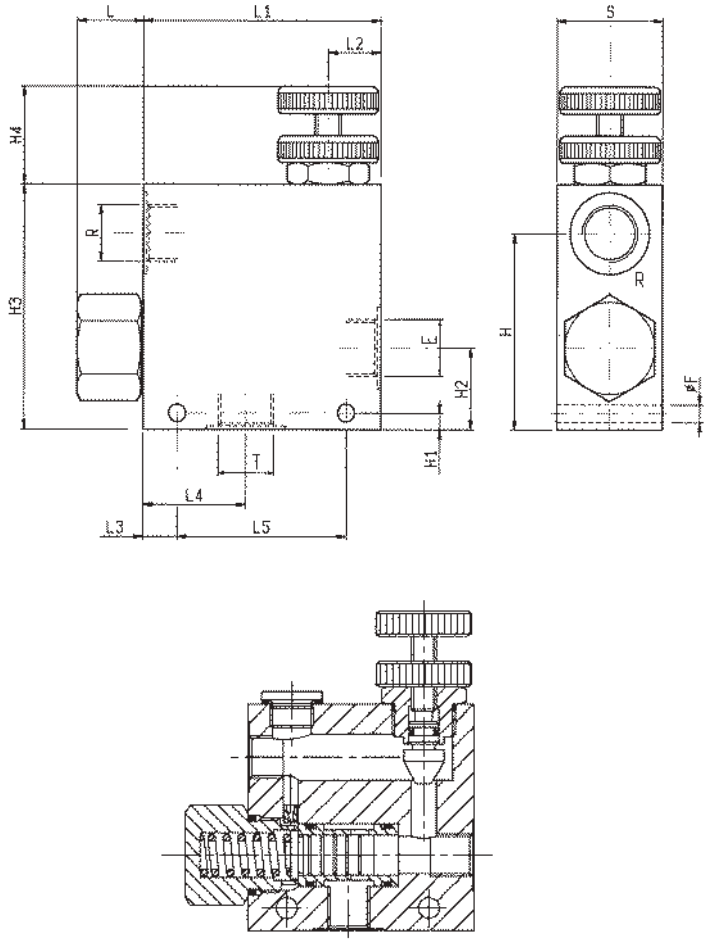

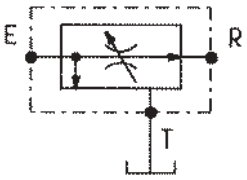

S	L5	L4	L3	L2	L1	L	H4	H3	H2	H1	H	F		QR	QE	Y	Peso kg Weight kg
50	88	44	10	30	110	22	40	110	35	7	87	8.5		90	150	3/4	1.95
40	64	39	13	20	90	25	40	90	30	6	72	6.5		55	90	1/2	1.06

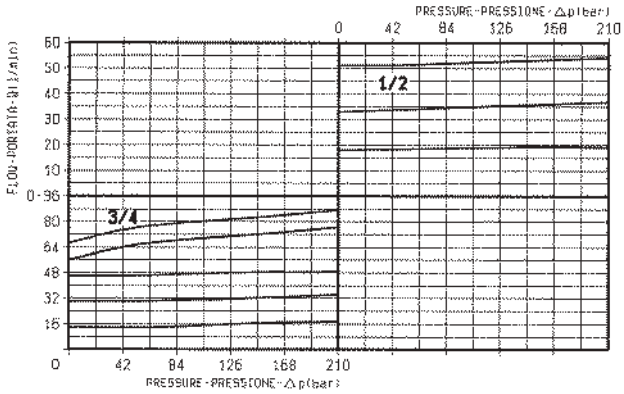

DATI TECNICI / TECHNICAL DATA

Pressione di lavoro max.
Max. working pressure — 210 bar

QE = Portata max. in entrata “E” - l/min
QE = Max. admitted inlet flow “E” port - l/min

QR = Portata max. in uscita regolata “R” - l/min
QR = Max. delivery in regulated flow “R” port - l/min

Classe di pulizia dell’olio: almeno 18/14 ISO 4406 (9 NAS-1638).
Fluid cleanliness class: 18/14 ISO 4406 (9 NAS-1638) or better.

Campo di regolazione portata: 0÷3 giri.
Flow range adjustment: 0÷3 turns.

NOTA: sono disponibili versioni con collettore in acciaio, ordinabili sostituendo con “C” la terza cifra del CODICE D’ORDINAZIONE. Le dimensioni esterne e la posizione degli attacchi potrebbero essere leggermente diverse da quelle in figura. Nel dubbio contattare OIL CONTROL.

NOTE: Steel bodies version is also available; it can be ordered by replacing with “C” the 3rd digit of the ordering code. External dimensions and port positions could be slightly different from the ones here shown. In case of doubt, please ask.

X	REGOLAZIONI ADJUSTMENTS
70	**volantino e controvolantino handknob and locknut**
80	**vite screw and locknut**
40	**manopola graduata graduated handknob**

Y	ATTACCHI / PORT SIZE
	E-R-T
03	G 1/2
04	G 3/4

VRFC310

OM.32.03 - X - Y

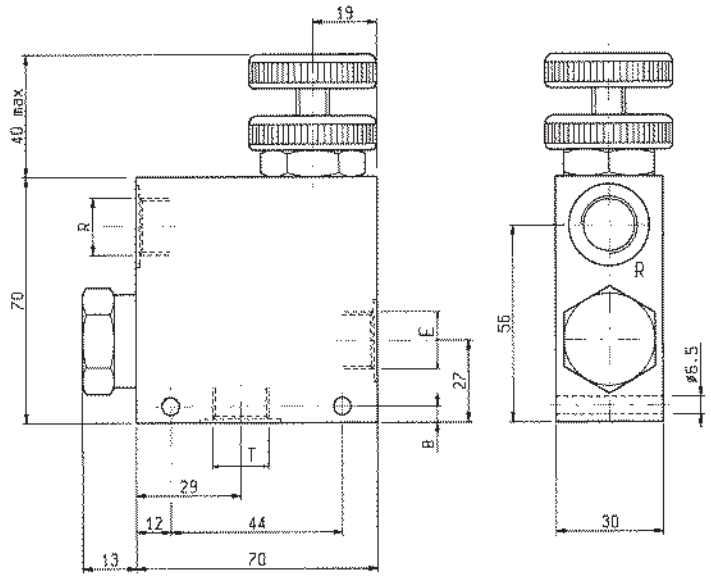

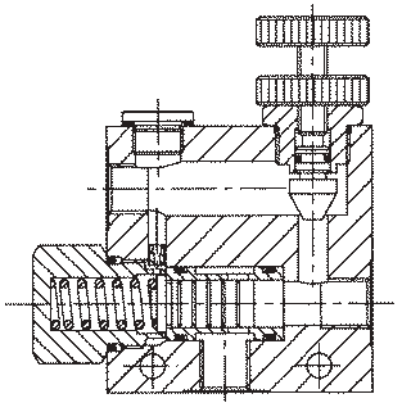

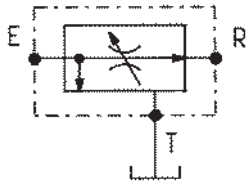

DATI TECNICI / TECHNICAL DATA

Pressione di lavoro max. Max. working pressure	210 bar
QE = Portata max. in entrata "E" QE = Max. admitted inlet flow "E" port	40 l/min
QR = Portata max. in uscita regolata "R" QR = Max. delivery in regulated flow "R" port	25 l/min
Peso Weight	0.55 kg

Classe di pulizia dell'olio: almeno 18/14 ISO 4406 (9 NAS-1638).
Fluid cleanliness class: 18/14 ISO 4406 (9 NAS-1638) or better.

Campo di regolazione portata: 0÷3 giri.
Flow range adjustment: 0÷3 turns.

NOTA: sono disponibili versioni con collettore in acciaio, ordinabili sostituendo con "C" la terza cifra del CODICE D'ORDINAZIONE. Le dimensioni esterne e la posizione degli attacchi potrebbero essere leggermente diverse da quelle in figura. Nel dubbio contattare OIL CONTROL.
NOTE: Steel bodies version is also available; it can be ordered by replacing with "C" the 3rd digit of the ordering code. External dimensions and port positions could be slightly different from the ones here shown. In case of doubt, please ask.

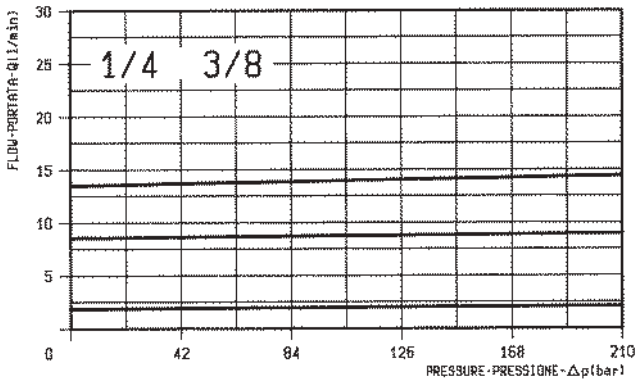

X	REGOLAZIONI ADJUSTMENTS	
70	volantino e controvolantino handknob and locknut	
80	vite screw and locknut	
40	manopola graduata graduated handknob	

Y	ATTACCHI / PORT SIZE
	E-R-T
09	G 1/4
97	G 3/8

REGOLATORI DI FLUSSO, 2 VIE COMPENSATI, CON UNIDIREZIONALE
TWO-WAY TYPE PRESSURE COMPENSATED FLOW REGULATORS WITH FREE REVERSE FLOW

VRFC2-VU

OM.24.03 - X - Y

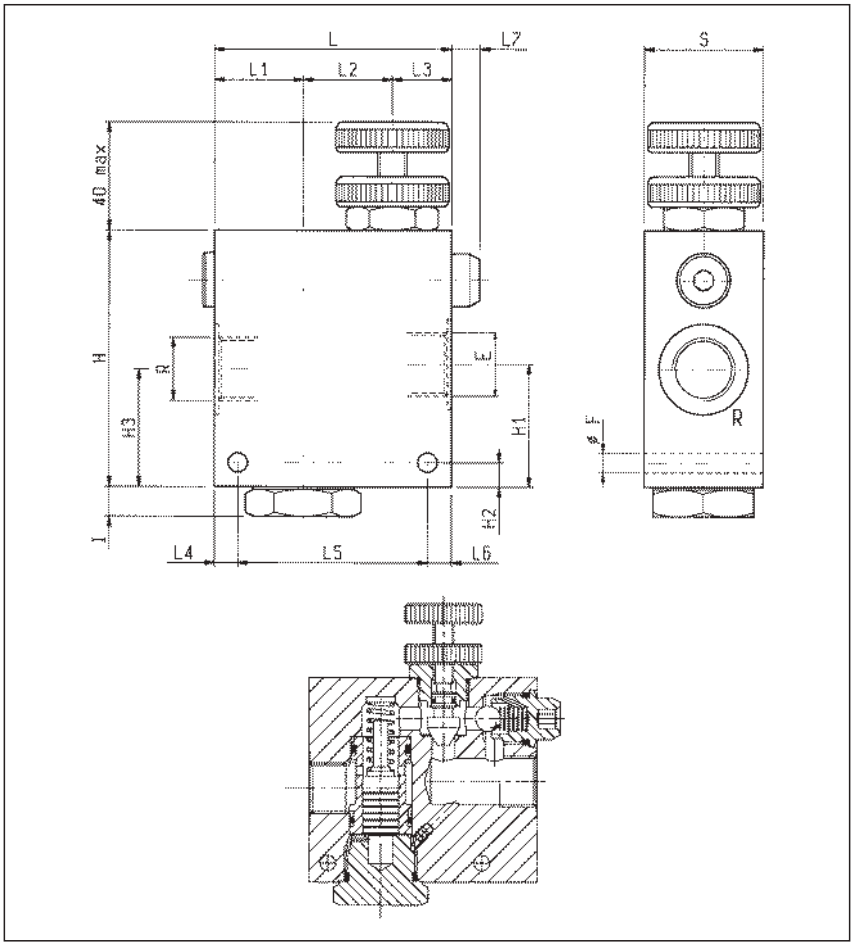

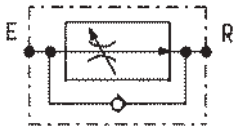

S	L7	L6	L5	L4	L3	L2	L1	L	I	H3	H2	H1	H	F	Y	Q	Peso kg Weight kg
50	13	55	82	8	65	40	40	145	10	46	10	44	110	8.5	1	190	3.07
50	13	40	82	8	55	40	35	130	10	44	10	46	100	8.5	3/4	90	2.05
40	10	23	64	8	39	26	30	95	10	39	8	42	85	6.5	1/2	55	1.04
40	10	23	64	8	39	26	30	95	10	39	8	43.5	85	6.5	3/8	30	1.04

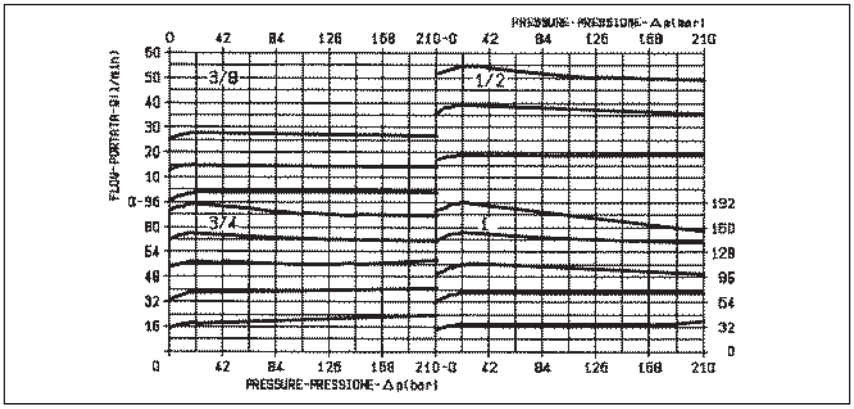

DATI TECNICI / TECHNICAL DATA

Pressione di lavoro max. / Max. working pressure: 210 bar

Q = Portata max. in entrata “E” l/min
Q = Max. admitted inlet flow “E” port l/min

Classe di pulizia dell’olio: almeno 18/14 ISO 4406 (9 NAS-1638).
Fluid cleanliness class: 18/14 ISO 4406 (9 NAS-1638) or better.

Campo di regolazione portata: 0÷3 giri.
Flow range adjustment: 0÷3 turns.

NOTA: sono disponibili versioni con collettore in acciaio, ordinabili sostituendo con “B” la terza cifra del CODICE D’ORDINAZIONE. Le dimensioni esterne e la posizione degli attacchi potrebbero essere leggermente diverse da quelle in figura. Nel dubbio contattare OIL CONTROL.
NOTE: Steel bodies version is also available; it can be ordered by replacing with “B” the 3rd digit of the ordering code. External dimensions and port positions could be slightly different from the ones here shown. In case of doubt, please ask.

X	REGOLAZIONI ADJUSTMENTS
70	**volantino e controvolantino handknob and locknut**
80	**vite screw and locknut**
40	**manopola graduata graduated handknob**

Y	ATTACCHI / PORT SIZE
	E-R
02	G 3/8
03	G 1/2
04	G 3/4
05	G 1

VRFC2-L

OM.22.03 - X - Y

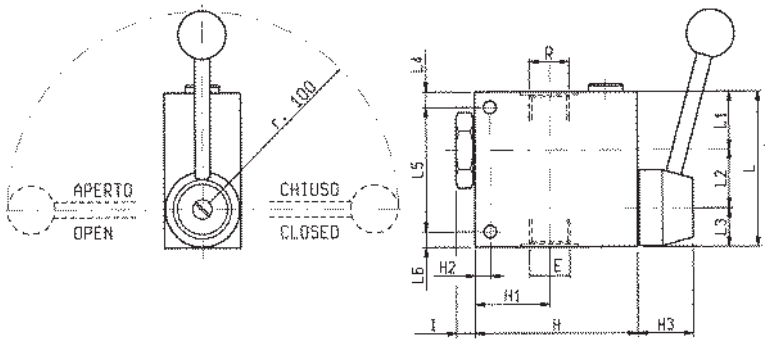

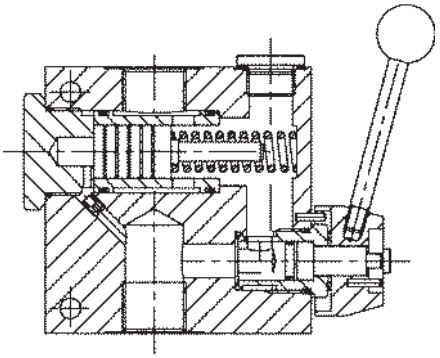

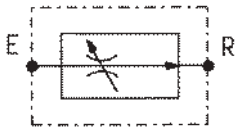

DATI TECNICI / TECHNICAL DATA

Pressione di lavoro max.
Max. working pressure — 210 bar

Q = Portata max. in entrata “E” l/min
Q = Max. admitted inlet flow “E” port l/min

Campo di regolazione portata: effettivo da 15° a 165° di rotazione della leva.
Flow control range: from 15° to 165° of hand lever rotation.

Classe di pulizia dell’olio: almeno 18/14 ISO 4406 (9 NAS-1638).
Fluid cleanliness class: 18/14 ISO 4406 (9 NAS-1638) or better.

S	L6	L5	L4	L3	L2	L1	L	I	H3	H2	H1	H	F		Y	Q	Peso kg Weight kg
50	10	82	8	25	40	35	100	10	30	10	44	100	8.5		3/4	90	1.750
40	8	64	8	20	30	30	80	10	30	8	39	85	6.5		1/2	55	0.965
40	8	64	8	20	30	30	80	10	30	8	39	85	6.5		3/8	30	0.965

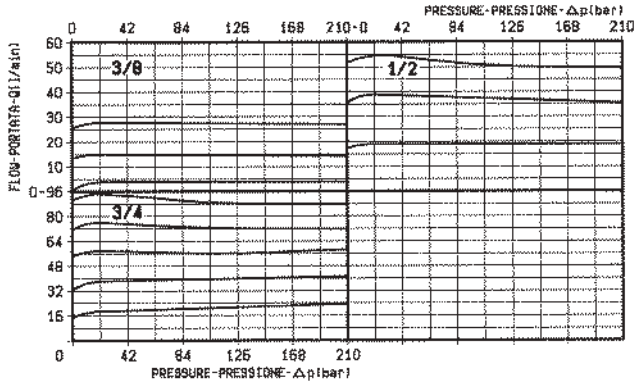

X	REGOLAZIONI ADJUSTMENTS
50	**leva rotante lever with built in friction clutch**

Y	ATTACCHI / PORT SIZE
	E-R
02	G 3/8
03	G 1/2
04	G 3/4

VRFC2

OM.22.03 - X - Y

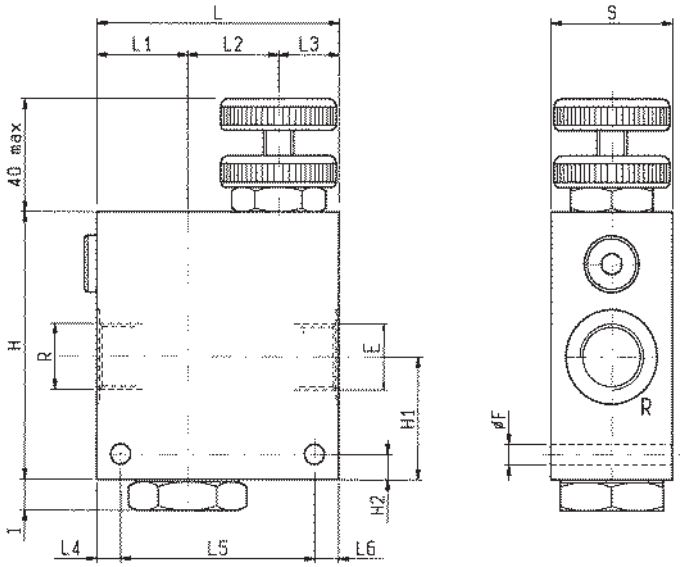

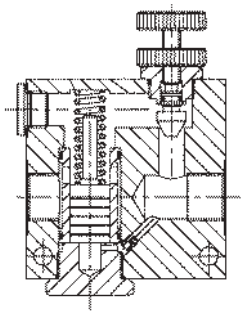

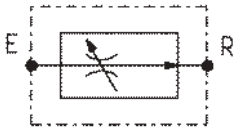

S	L6	L5	L4	L3	L2	L1	L	I	H2	H1	H	F			Y	Q	Peso kg Weight kg
50	18	82	8	30	38	40	108	10	10	46	108	8.5			1	190	1.94
50	10	82	8	25	40	35	100	10	10	44	100	8,5			3/4	90	1.65
35	8	64	8	20	30	30	80	10	8	39	85	6.5			1/2	55	0.88

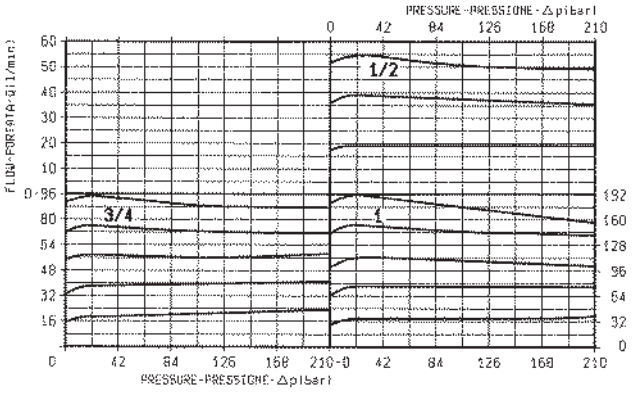

DATI TECNICI / TECHNICAL DATA

Pressione di lavoro max. Max. working pressure	210 bar

Q = Portata max. in entrata “E” l/min
Q = Max. admitted inlet flow “E” port l/min

Classe di pulizia dell’olio: almeno 18/14 ISO 4406 (9 NAS-1638).
Fluid cleanliness class: 18/14 ISO 4406 (9 NAS-1638) or better.

Campo di regolazione portata: 0÷3 giri.
Flow range adjustment: 0÷3 turns.

NOTA: sono disponibili versioni con collettore in acciaio, ordinabili sostituendo con “B” la terza cifra del CODICE D’ORDINAZIONE. Le dimensioni esterne e la posizione degli attacchi potrebbero essere leggermente diverse da quelle in figura. Nel dubbio contattare OIL CONTROL.
NOTE: Steel bodies version is also available; it can be ordered by replacing with “B” the 3rd digit of the ordering code. External dimensions and port positions could be slightly different from the ones here shown. In case of doubt, please ask.

X	REGOLAZIONI ADJUSTMENTS	
70	**volantino e controvolantino handknob and locknut**	
80	**vite screw and locknut**	
40	**manopola graduata graduated handknob**	

Y	ATTACCHI / PORT SIZE
	E-R
03	G 1/2
04	G 3/4
05	G 1

VRFC210

OM.22.03 - X - Y

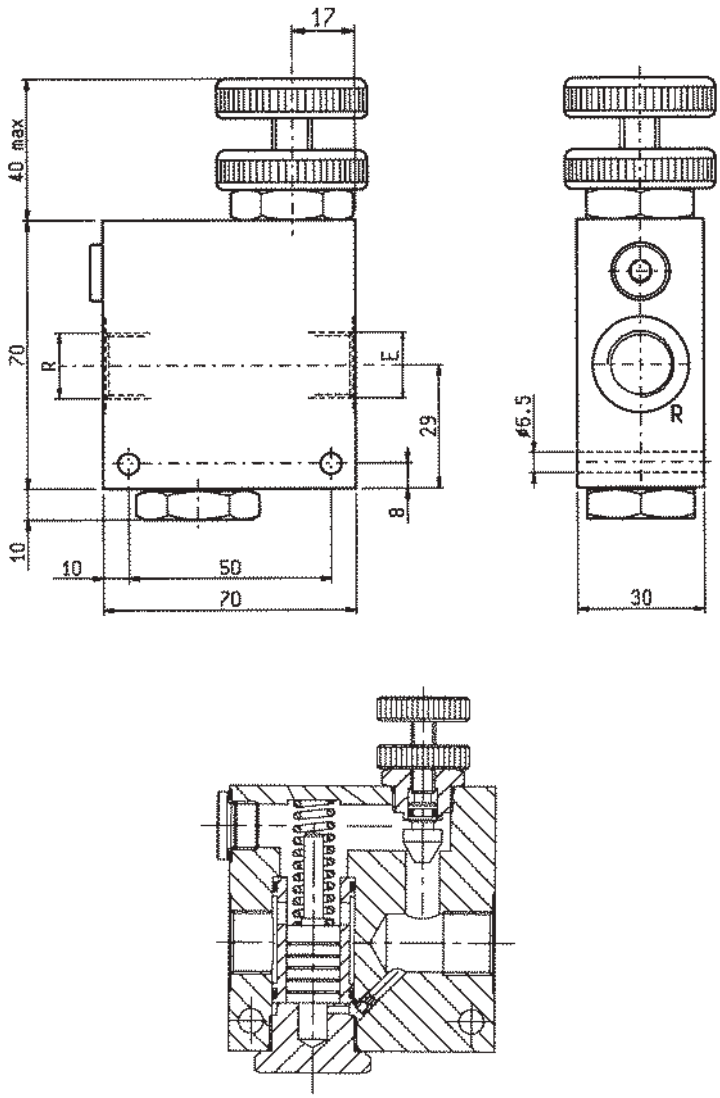

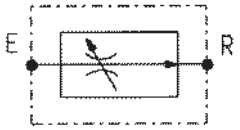

DATI TECNICI / TECHNICAL DATA

Pressione di lavoro max. Max. working pressure	210 bar
Q = Portata max. in entrata “E” Q = Max. admitted inlet flow “E” port	25 l/min
Peso Weight	0.5 kg

Classe di pulizia dell’olio: almeno 18/14 ISO 4406 (9 NAS-1638).
Fluid cleanliness class: 18/14 ISO 4406 (9 NAS-1638) or better.

Campo di regolazione portata: 0÷3 giri.
Flow range adjustment: 0÷3 turns.

NOTA: sono disponibili versioni con collettore in acciaio, ordinabili sostituendo con “B” la terza cifra del CODICE D’ORDINAZIONE. Le dimensioni esterne e la posizione degli attacchi potrebbero essere leggermente diverse da quelle in figura. Nel dubbio contattare OIL CONTROL.
NOTE: Steel bodies version is also available; it can be ordered by replacing with “B” the 3rd digit of the ordering code. External dimensions and port positions could be slightly different from the ones here shown. In case of doubt, please ask.

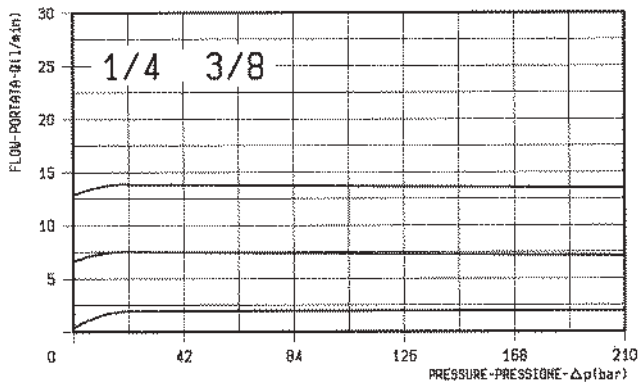

X	REGOLAZIONI ADJUSTMENTS	
70	**volantino e controvolantino handknob and locknut**	
80	**vite screw and locknut**	
40	**manopola graduata graduated handknob**	

Y	ATTACCHI / PORT SIZE
	E-R
09	G 1/4
97	G 3/8

VF-MF

04.46.03.00 - Y - Z

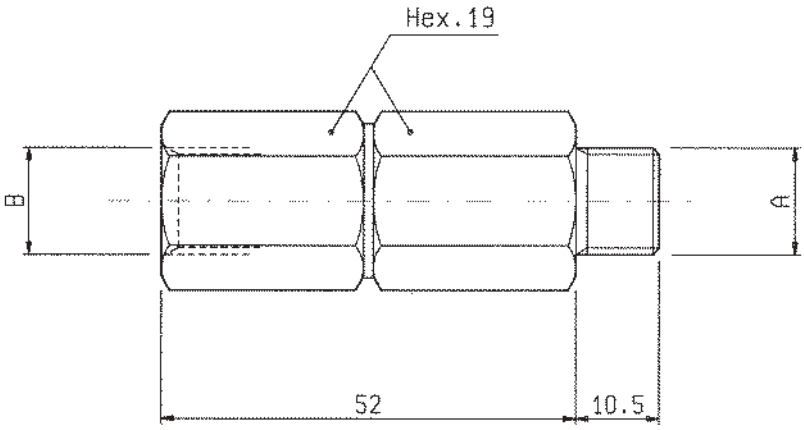

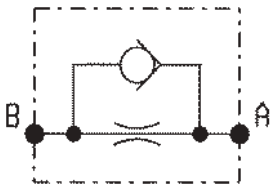

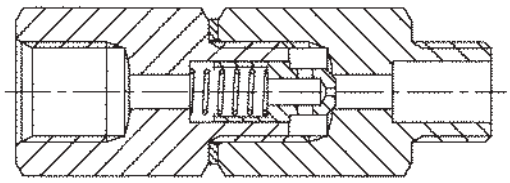

DATI TECNICI / TECHNICAL DATA

Coppia di serraggio Installation torque	33-37 Nm
Pressione di lavoro max. Max. working pressure	350 bar
Portata max. in flusso libero (A-B) Flow max. free flow (A-B)	10 l/min
Peso Weight	0.10 kg

Z	09	06	00	07	03	08	05	01
Diaframma calibrato Calibrated orifice	∅ 0.5 mm*	∅ 0.4 mm	∅ 0.5 mm	∅ 0.6 mm	∅ 1 mm	∅ 1.3 mm	∅ 1.5 mm	∅ 1.75 mm

* Con filo ∅ 0.4 mm
* With ∅ 0.4 mm wire

Y	ATTACCHI / PORT SIZE
	A-B
09	G 1/4

A-VRFC3C-VEI-VS-2E

OM.43.12.80 - Y - 20

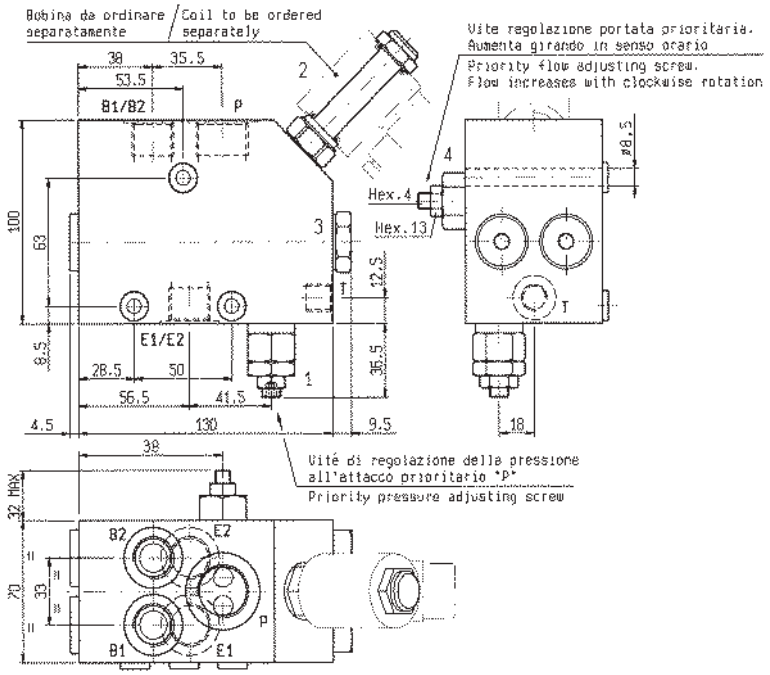

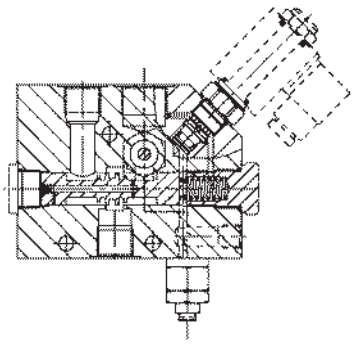

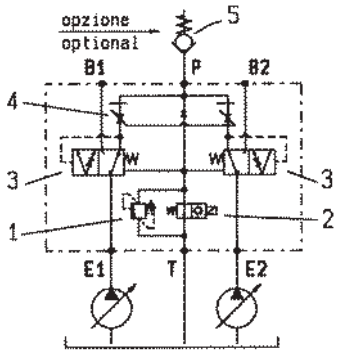

DATI TECNICI / TECHNICAL DATA

Pressioni massime (bar) Max pressures (bar)	E-B 350	P 210	T 2
Portata in entrata (Qe) max Max inlet flow (Qe)	100 l/min		
Portata regolata prioritaria (Qp) max (Incremento 18 l/min al giro) Max regulated priority flow (Qp) (Flow increase 18 l/min per turn)	140 l/min		
Collettore in acciaio Steel body			

Quando inutilizzata, la linea prioritaria “P” risulta leggermente pressurizzata. Si raccomanda l’installazione della valvola unidirezionale (n° 5 nello schema) con taratura 8-9 bar per garantire il corretto funzionamento e limitare la pressurizzazione in “P”.

When not being used, the priority line “P” is slightly pressurized. It is recommended to install a check valve (no. 5 in the hydraulic scheme) with 8-9 bar cracking pressure in order to ensure a correct shifting of the control spool and minimize the pressurization of “P”.

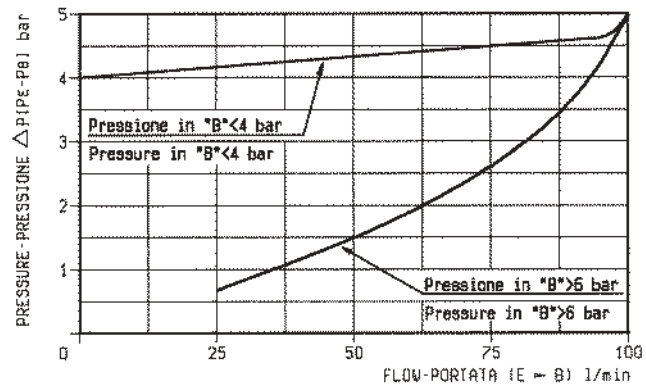

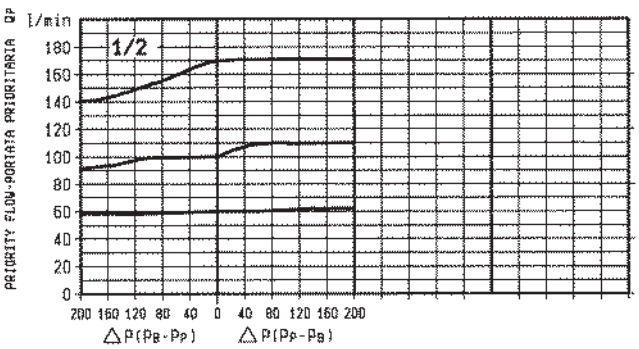

Y	ATTACCHI / PORTS		
	E1-E2-B1-B2	P	T
03	G 1/2	G 3/4	G 1/4

VSQP-CC-150

05.24.06 - X - Y - Z

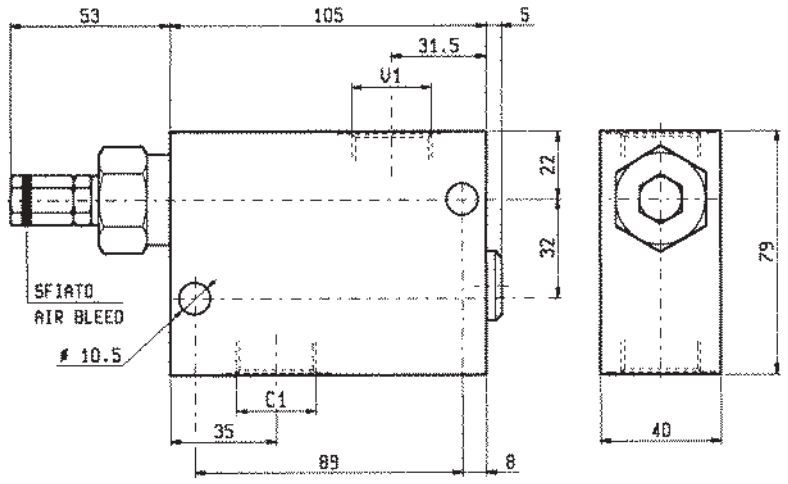

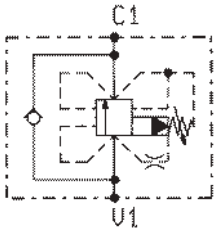

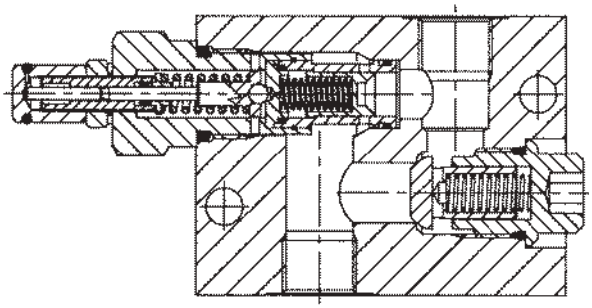

DATI TECNICI / TECHNICAL DATA

Pressione di lavoro max. Max. working pressure	210 bar
Portata max. Flow max.	150 l/min
Peso Weight	1.10 kg

Funzionamento corretto con pressione sul circuito secondario non inferiore a 20 bar.
For good performance, the pressure in the secondary circuit should not drop below 20 bar.

Trafilamento: circa 0.10 l/min alla massima pressione.
Leakage: 0.10 l/min approx at max relief setting.

Classe di pulizia dell'olio: almeno 18/14 ISO 4406 (9 NAS-1638).
Fluid cleanliness class: 18/14 ISO 4406 (9 NAS-1638) or better.

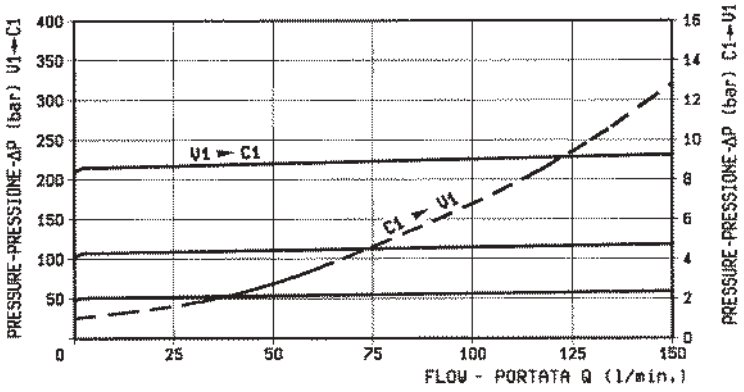

X	REGOLAZIONI ADJUSTMENTS	
03	**vite interna esagono incassato leakproof inner hex. socket screw**	
	cappellotto per piombatura sealing cap codice / ordering code 03.05.01.004	

Z	MOLLE / SPRINGS				
	Campo taratura min - max bar Adj. press. range bar	Incremento press. bar / giro vite Press. increase bar / turn	Taratura standard bar (Q = 5 l/min) Std. setting bar (made at 5 l/min)	Cod. ordinazione Ordering code	Colore Colour
20	**10-210**	**35**	**200**		verde green

Y	ATTACCHI / PORT SIZE
	V1-C1
03	G 1/2
04	G 3/4

VSQD-CC-P

05.22.05 - X - Y - Z

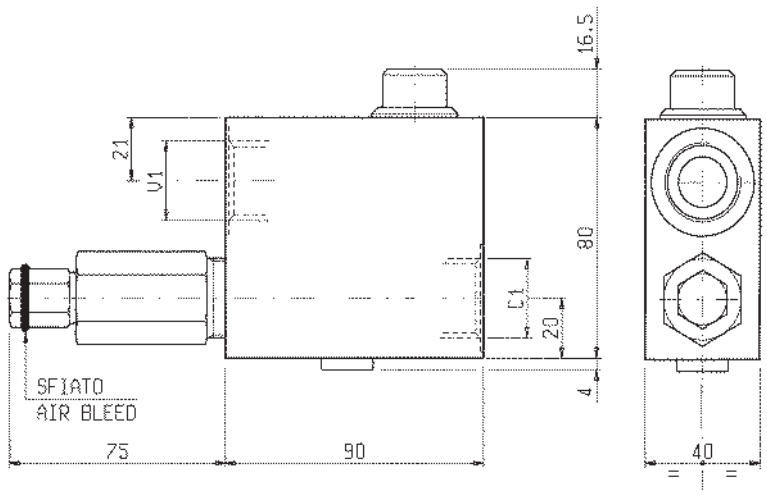

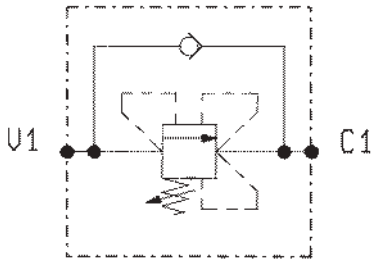

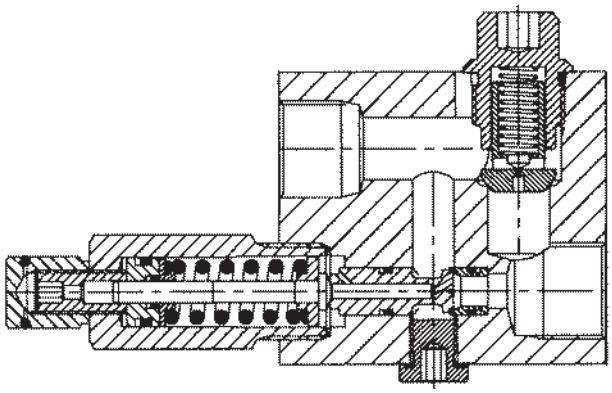

DATI TECNICI / TECHNICAL DATA

Pressione di lavoro max. Max. working pressure	350 bar
Portata max. Flow max.	80 l/min
Peso Weight	1.150 kg

Funzionamento corretto con pressione sul circuito secondario non inferiore a 20 bar.

For good performance, the pressure in the secondary circuit should not drop below 20 bar.

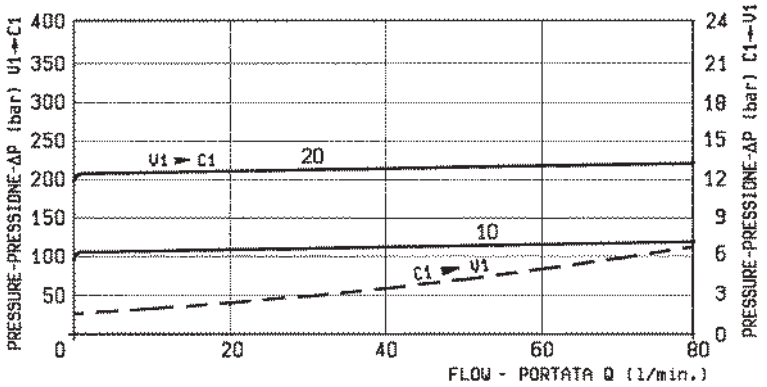

X	REGOLAZIONI ADJUSTMENTS
03	**vite interna esagono incassato leakproof inner hex. socket screw**

Z	MOLLE / SPRINGS				
	Campo taratura min - max bar Adj. press. range bar	Incremento press. bar / giro vite Press. increase bar / turn	Taratura standard bar (Q = 5 l/min) Std. setting bar (Q = 5 l/min)	Cod. ordinazione Ordering code	Colore Colour
10	**40-100**	**33**	**100**	**03.51.01.151**	blu blue
20	**70-210**	**68**	**200**	**03.51.01.152**	verde green

Y	ATTACCHI / PORT SIZE
	V1-C1
04	G 3/4

VSQD-CC

05.22.03 - X - Y - Z

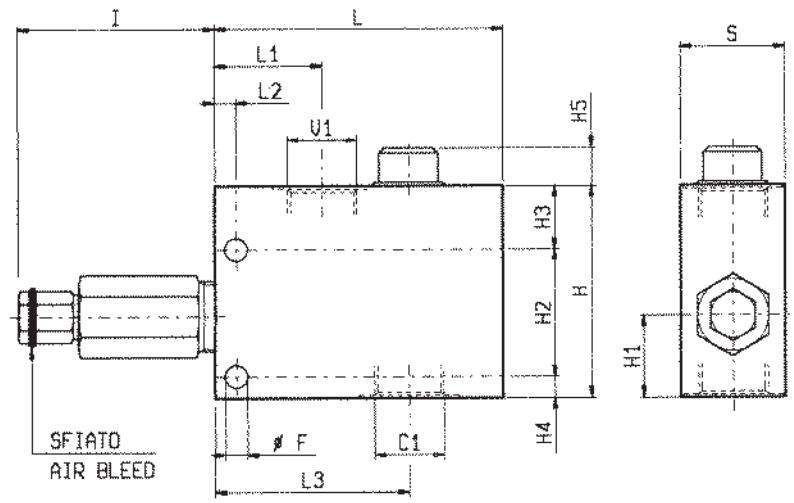

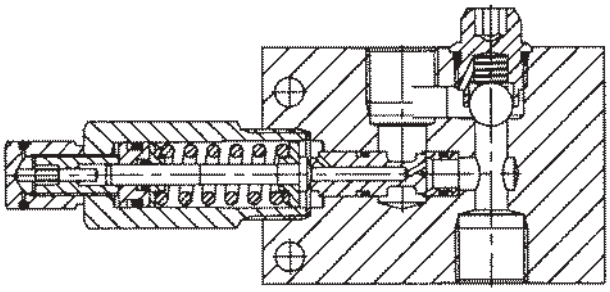

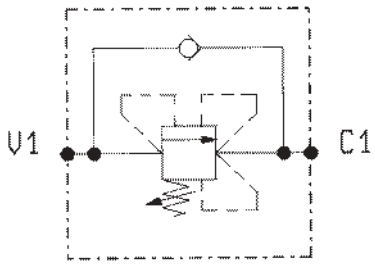

DATI TECNICI / TECHNICAL DATA

Pressione di lavoro max. Max. working pressure	350 bar
Portata max. Flow max.	80 l/min

Funzionamento corretto con pressione sul circuito secondario non inferiore a 20 bar.

For good performance, the pressure in the secondary circuit should not drop below 20 bar.

S	L3	L2	L1	L	I	H5	H4	H3	H2	H1	H	F				Y	Peso kg Weight kg
40	74	8	41	110	75	13	8	24	48	31	80	8.5				3/4	1.39
35	67	8	41	100	75	10	8	13	48	32	69	8.5				1/2	1.11

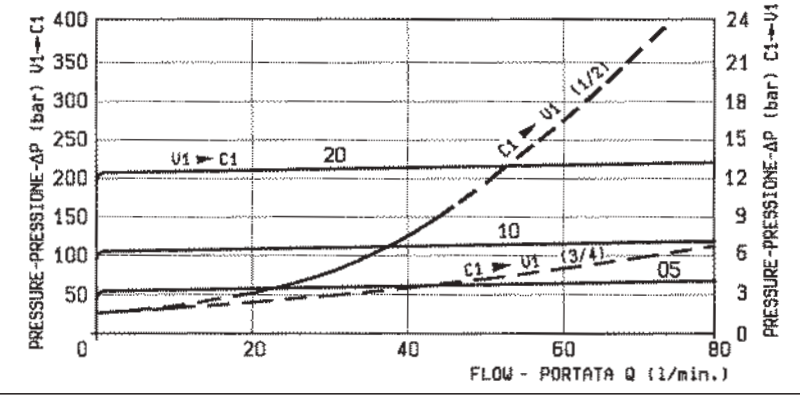

X	REGOLAZIONI ADJUSTMENTS
03	vite interna esagono incassato leakproof inner hex. socket screw

Z	MOLLE / SPRINGS				
	Campo taratura min - max bar Adj. press. range bar	Incremento press. bar / giro vite Press. increase bar / turn	Taratura standard bar (Q = 5 l/min) Std. setting bar (Q = 5 l/min)	Cod. ordinazione Ordering code	Colore Colour
05	15-50	15.5	50	03.51.01.150	nero black
10	40-100	33	100	03.51.01.151	blu blue
20	70-210	68	200	03.51.01.152	verde green

Y	ATTACCHI / PORT SIZE
	V1-C1
03	G 1/2
04	G 3/4

VSQ-CC-30

05.21.11 - X - Y - Z

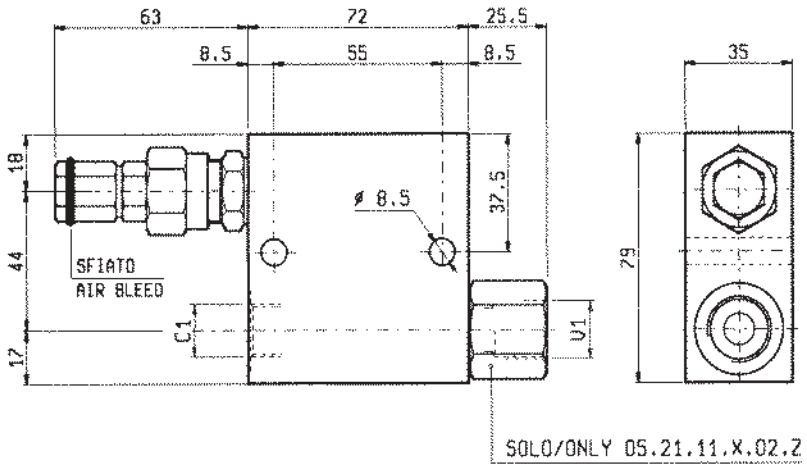

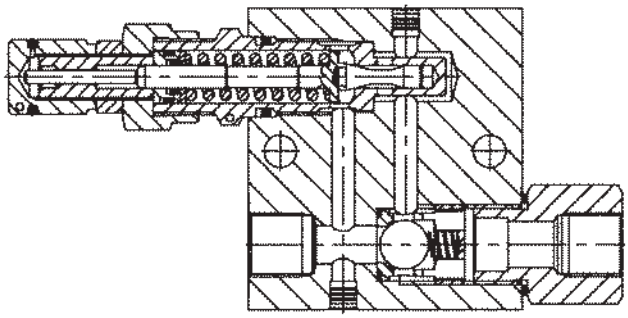

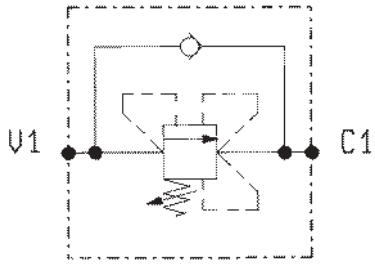

DATI TECNICI / TECHNICAL DATA

Pressione di lavoro max. Max. working pressure	350 bar
Portata max. Flow max.	30 l/min
Peso Weight	0.81 kg

Funzionamento corretto con pressione sul circuito secondario non inferiore a 20 bar.

For good performance, the pressure in the secondary circuit should not drop below 20 bar.

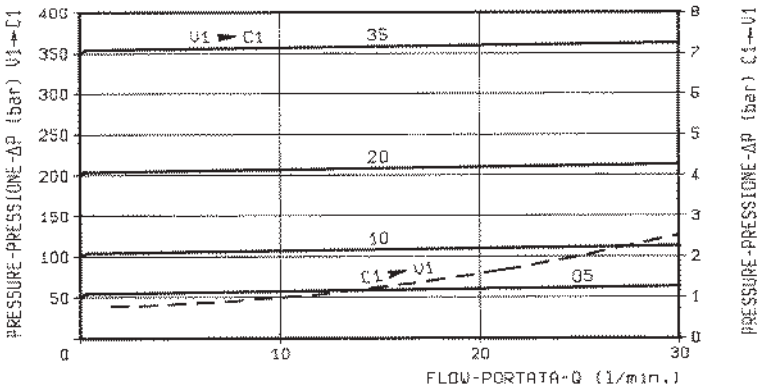

X	REGOLAZIONI ADJUSTMENTS	
03	**vite interna esagono incassato leakproof inner hex. socket screw**	
	cappellotto per piombatura sealing cap codice / ordering code 03.05.01.002	

Z	MOLLE / SPRINGS				
	Campo taratura min - max bar Adj. press. range bar	Incremento press. bar / giro vite Press. increase bar / turn	Taratura standard bar (Q = 5 l/min) Std. setting bar (Q = 5 l/min)	Cod. ordinazione Ordering code	Colore Colour
05	5-50	11.5	50	03.51.01.077	nero black
10	30-100	23.5	100	03.51.01.076	blu blue
20	50-210	47	200	03.51.01.075	verde green
35	100-350	82	350	03.51.01.059	giallo yellow

Y	ATTACCHI / PORT SIZE
	V1-C1
02	G 3/8
03	G 1/2

VSQ-CC-LM

05.21.17.00 - Y - Z

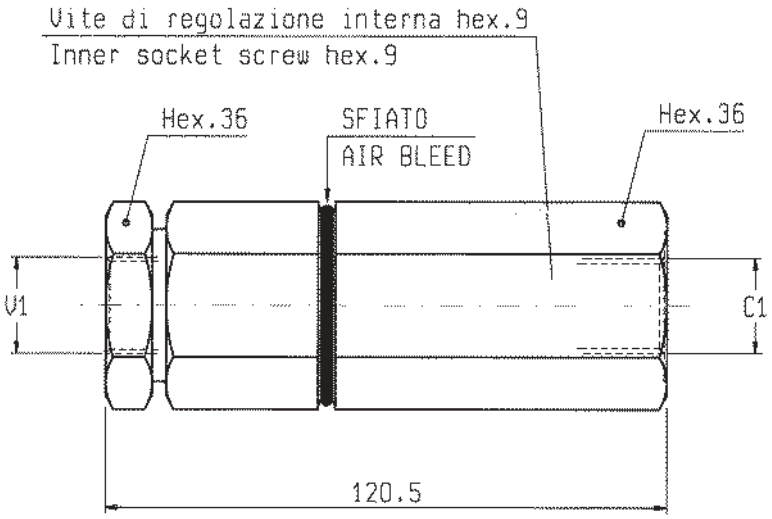

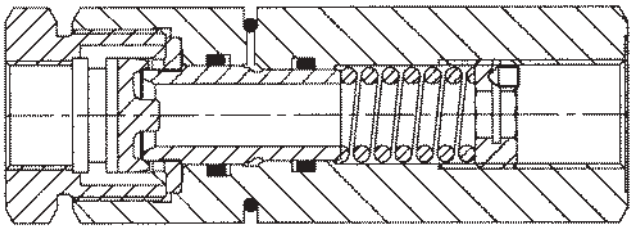

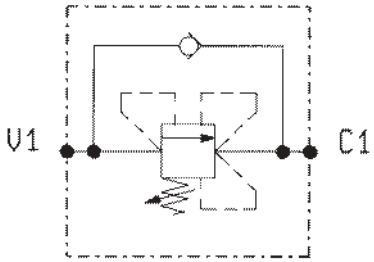

DATI TECNICI / TECHNICAL DATA

Pressione di lavoro max. Max. working pressure	350 bar
Portata max. Flow max.	100 l/min
Peso Weight	0.8 kg

Funzionamento corretto con pressione sul circuito secondario non inferiore a 20 bar.

For good performance, the pressure in the secondary circuit should not drop below 20 bar.

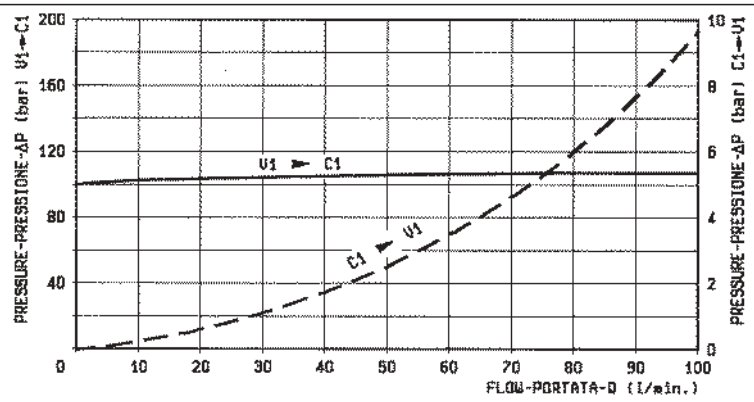

Z	MOLLE / SPRINGS				
	Campo taratura min - max bar Adj. press. range bar	Incremento press. bar / giro vite Press. increase bar / turn	Taratura standard bar (Q = 5 l/min) Std. setting bar (Q = 5 l/min)	Cod. ordinazione Ordering code	Colore Colour
10	**50-140**	**20**	**100**	**03.51.01.251**	

Y	ATTACCHI / PORT SIZE
	V1-C1
03	G 1/2

VSQ-CC-LM

05.21.19.00 - Y - Z

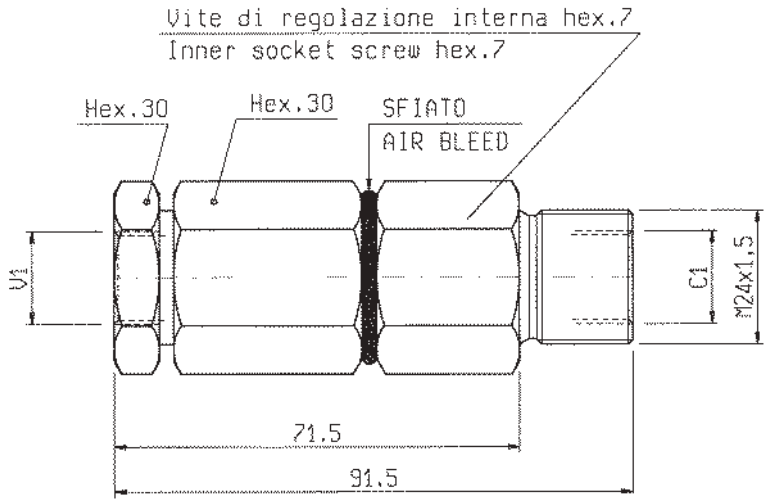

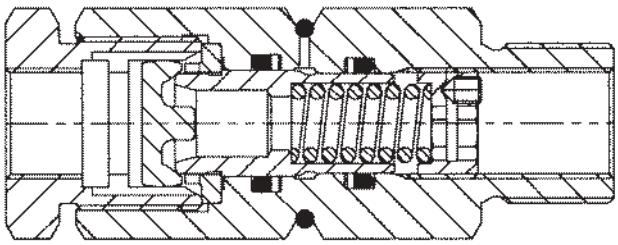

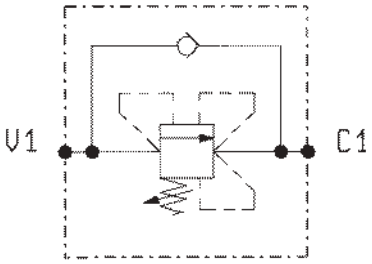

DATI TECNICI / TECHNICAL DATA

Coppia di serraggio Installation torque	88-90 Nm
Pressione di lavoro max. Max. working pressure	350 bar
Portata max. Flow max.	60 l/min
Peso Weight	0.38 kg

Funzionamento corretto con pressione sul circuito secondario non inferiore a 20 bar.
For good performance, the pressure in the secondary circuit should not drop below 20 bar.

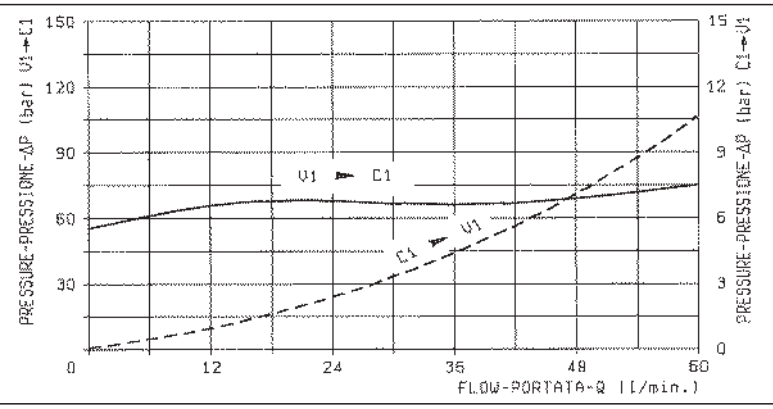

Z	MOLLE / SPRINGS				
	Campo taratura min - max bar Adj. press. range bar	Incremento press. bar / giro vite Press. increase bar / turn	Taratura standard bar (Q = 5 l/min) Std. setting bar (Q = 5 l/min)	Cod. ordinazione Ordering code	Colore Colour
01	**50-140**	**25**	**100**	**03.51.01.256**	

Y	ATTACCHI / PORT SIZE
	V1-C1
02	G 3/8

MASSIMA PRESSIONE, COMPENSATE, PILOTATE, OTTURATORE CILINDRICO
PILOT OPERATED, SPOOL TYPE, SELF COMPENSATED RELIEF

VSP-CC-150

04.18.01 - X - Y - Z

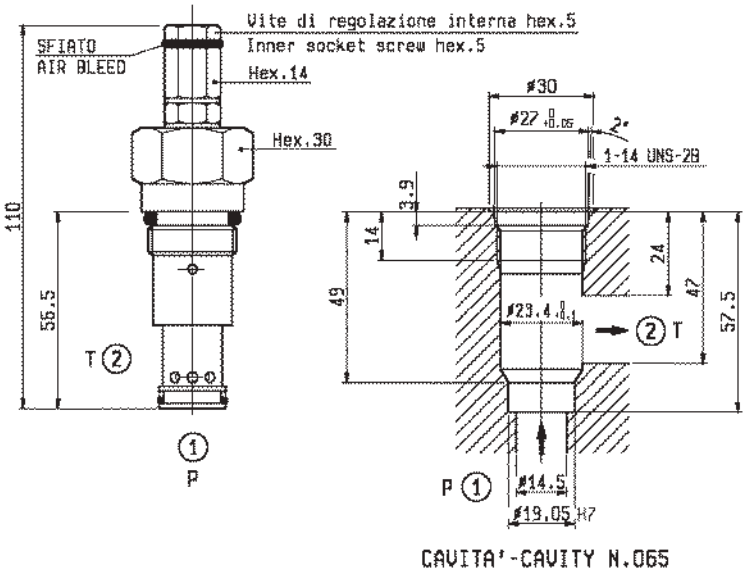

CAVITA'-CAVITY N.065

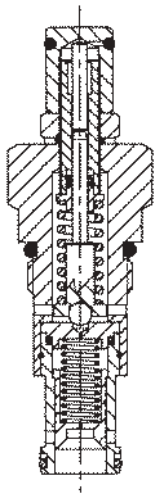

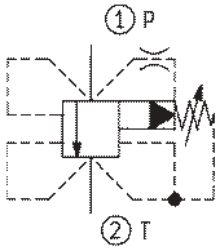

DATI TECNICI / TECHNICAL DATA

Coppia di serraggio Installation torque	121-133 Nm
Pressione di lavoro max. Max. working pressure	210 bar
Portata max. Flow max.	150 l/min
Peso Weight	0.28 kg

Funzionamento corretto con pressione sul circuito secondario non inferiore a 20 bar.
For good performance, the pressure in the secondary circuit should not drop below 20 bar.

Trafilamento: circa 0.10 l/min alla massima pressione.
Leakage: 0.10 l/min approx at max relief setting.

Classe di pulizia dell'olio: almeno 18/14 ISO 4406 (9 NAS-1638).
Fluid cleanliness class: 18/14 ISO 4406 (9 NAS-1638) or better.

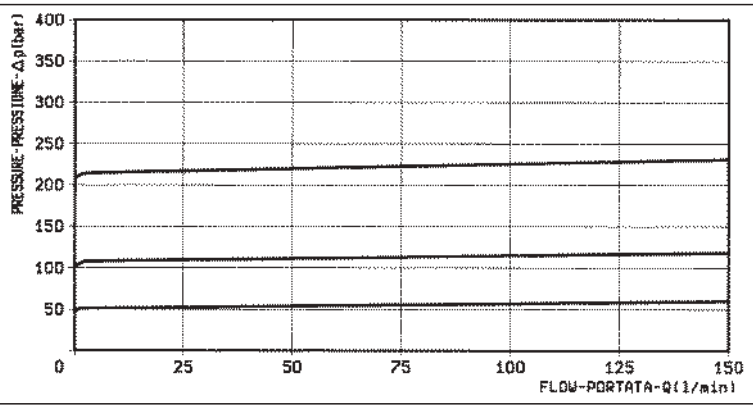

X	REGOLAZIONI ADJUSTMENTS	
03	**vite interna esagono incassato leakproof inner hex. socket screw**	
	cappellotto per piombatura sealing cap codice / ordering code 03.05.01.004	

Z	MOLLE / SPRINGS				
	Campo taratura min - max bar Adj. press. range bar	Incremento press. bar / giro vite Press. increase bar / turn	Taratura standard bar (Q = 5 l/min) Std. setting bar (Q = 5 l/min)	Cod. ordinazione Ordering code	Colore Colour
20	**10-210**	**35**	**200**		verde green

Y	ATTACCHI / PORT SIZE
99	Cartuccia/Cartridge

MASSIMA PRESSIONE, COMPENSATE, DIRETTE, OTTURATORE CONICO
DIRECT, POPPET TYPE, SELF COMPENSATED RELIEF

VS-30-CC

04.11.27 - X - Y - Z

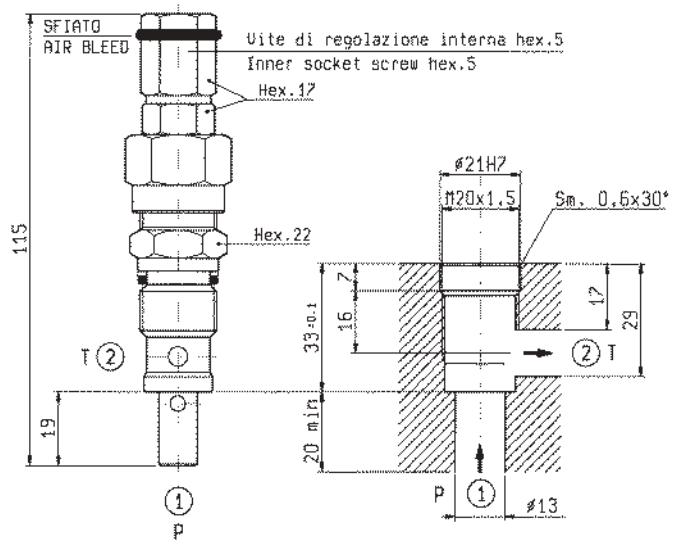

CAVITA' - CAVITY 008

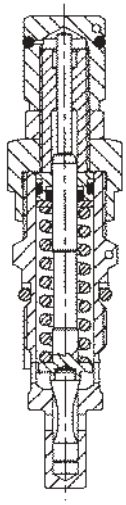

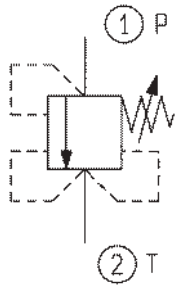

DATI TECNICI / TECHNICAL DATA

Coppia di serraggio Installation torque	46-51 Nm
Pressione di lavoro max. Max. working pressure	350 bar
Portata max. Flow max.	30 l/min
Peso Weight	0.17 kg

Funzionamento corretto con pressione sul circuito secondario non inferiore a 20 bar.
For good performance, the pressure in the secondary circuit should not drop below 20 bar.

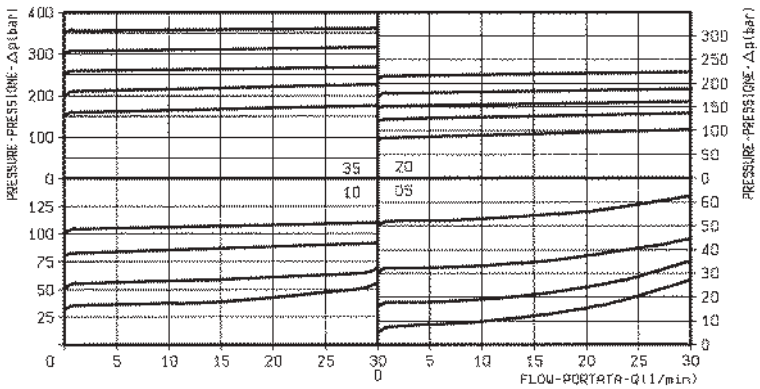

X	REGOLAZIONI ADJUSTMENTS	
03	**vite interna esagono incassato leakproof inner hex. socket screw**	
	cappellotto per piombatura sealing cap codice / ordering code 03.05.01.002	

Z	MOLLE / SPRINGS				
	Campo taratura min - max bar Adj. press. range bar	Incremento press. bar / giro vite Press. increase bar / turn	Taratura standard bar (Q = 5 l/min) Std. setting bar (Q = 5 l/min)	Cod. ordinazione Ordering code	Colore Colour
05	5-50	11.5	50	03.51.01.077	nero black
10	30-100	23.5	100	03.51.01.076	blu blue
20	50-210	47	200	03.51.01.075	verde green
35	100-350	82	350	03.51.01.059	giallo yellow

Y	ATTACCHI / PORT SIZE
99	Cartuccia/Cartridge

SEQUENZA PILOTATE CON OTTURATORE CILINDRICO
P.O., SPOOL TYPE SEQUENCE

VSQP-SD-150

05.24.02 - X - Y - Z

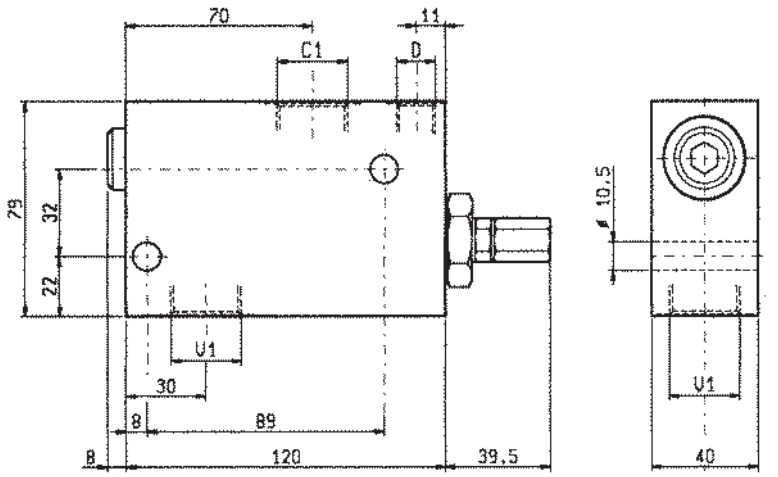

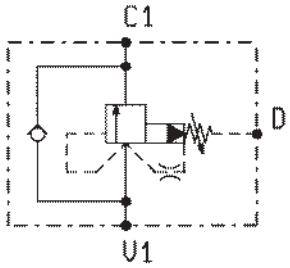

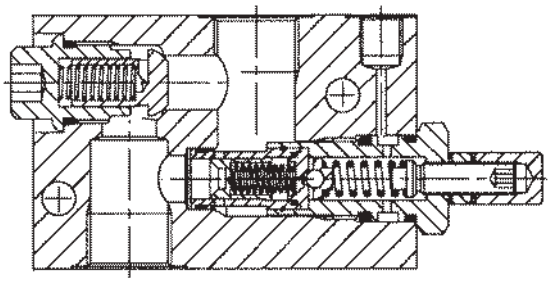

DATI TECNICI / TECHNICAL DATA

Pressione di lavoro max. Max. working pressure	210 bar
Portata max. Flow max.	150 l/min
Peso Weight	1.15 kg

Funzionamento corretto con pressione sul circuito secondario non inferiore a 20 bar.
For good performance, the pressure in the secondary circuit should not drop below 20 bar.

Trafilamento: circa 0.10 l/min alla massima pressione.
Leakage: 0.10 l/min approx at max relief setting.

Classe di pulizia dell'olio: almeno 18/14 ISO 4406 (9 NAS-1638).
Fluid cleanliness class: 18/14 ISO 4406 (9 NAS-1638) or better.

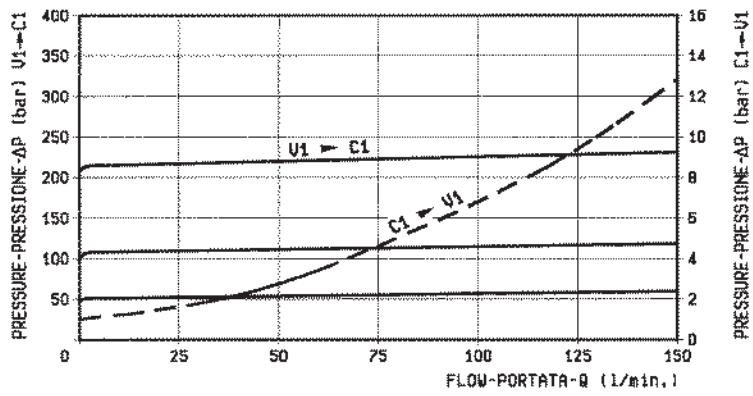

X	REGOLAZIONI ADJUSTMENTS	
03	vite interna esagono incassato leakproof inner hex. socket screw	
04	volantino e predisposizione per fissaggio pannello handknob and locknut panel mounting	

Z	MOLLE / SPRINGS				
	Campo taratura min - max bar Adj. press. range bar	Incremento press. bar / giro vite Press. increase bar / turn	Taratura standard bar (Q = 5 l/min) Std. setting bar (Q = 5 l/min)	Cod. ordinazione Ordering code	Colore Colour
20	10-210	35	200		verde green

Y	ATTACCHI / PORT SIZE	
	V1-C1	D
03	G 1/2	G 1/4
04	G 3/4	G 1/4

MASSIMA PRESSIONE, PILOTATE, A CARTUCCIA, OTTURATORE CILINDRICO DRENATO
P.O., VENTED, SPOOL AND CARTRIDGE TYPE RELIEF

VSP-SD-150

04.13.03 - X - Y - Z

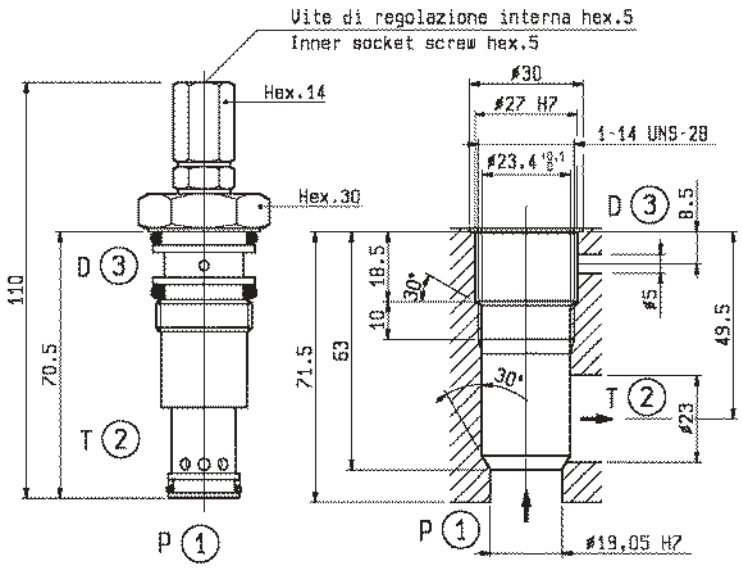

CAVITA'-CAVITY N. 072

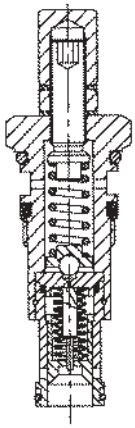

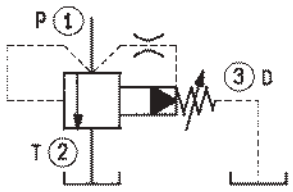

DATI TECNICI / TECHNICAL DATA

Coppia di serraggio Installation torque	121-133 Nm
Pressione di lavoro max. Max. working pressure	210 bar
Portata max. Flow max.	150 l/min
Peso Weight	0.28 kg

Funzionamento corretto con pressione sul circuito secondario non inferiore a 20 bar.
For good performance, the pressure in the secondary circuit should not drop below 20 bar.

Trafilamento: circa 0.10 l/min alla massima pressione.
Leakage: 0.10 l/min approx at max relief setting.

Classe di pulizia dell'olio: almeno 18/14 ISO 4406 (9 NAS-1638).
Fluid cleanliness class: 18/14 ISO 4406 (9 NAS-1638) or better.

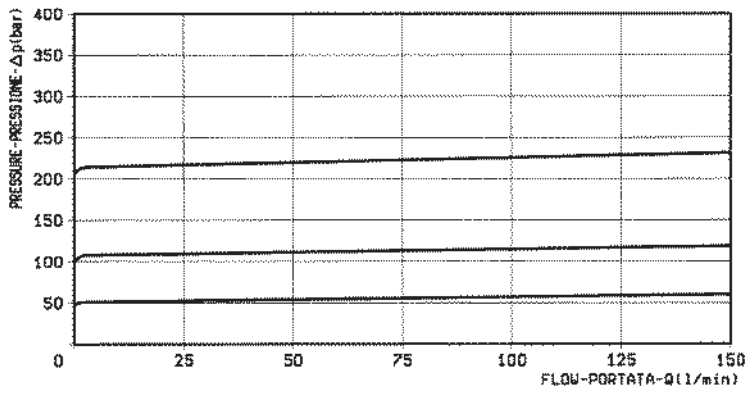

X	REGOLAZIONI / ADJUSTMENTS	
03	**vite interna esagono incassato leakproof inner hex. socket screw**	
04	**volantino e predisposizione per fissaggio pannello handknob and locknut panel mounting**	

Z	MOLLE / SPRINGS				
	Campo taratura min - max bar Adj. press. range bar	Incremento press. bar / giro vite Press. increase bar / turn	Taratura standard bar (Q = 5 l/min) Std. setting bar (Q = 5 l/min)	Cod. ordinazione Ordering code	Colore Colour
20	**10-210**	**35**	**200**		verde green

Y	ATTACCHI / PORT SIZE
99	Cartuccia/Cartridge

VSQ-30-LM

05.21.16.00 - Y - Z

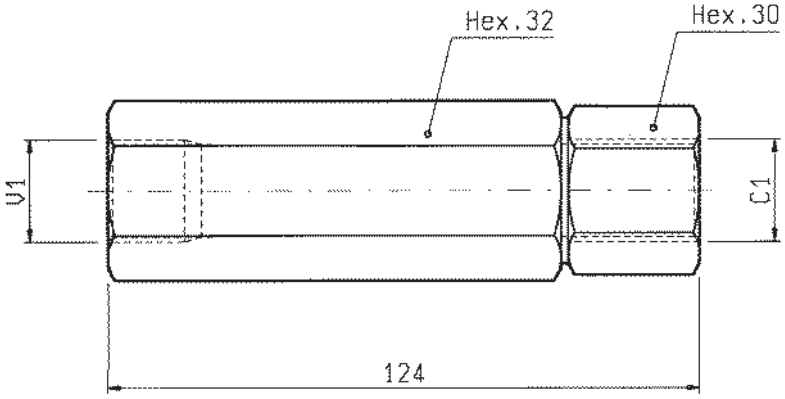

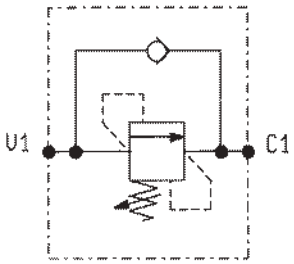

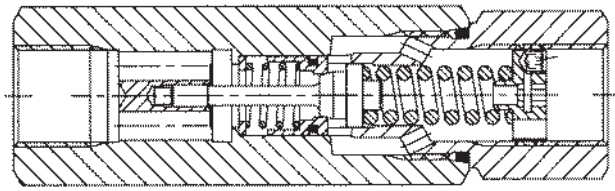

DATI TECNICI / TECHNICAL DATA

Pressione di lavoro max. Max. working pressure	350 bar
Portata max. Flow max.	80 l/min
Peso Weight	0.6 kg

Curve caratteristiche misurate con pressione nulla sull'attacco "C1".
Pressure drop curves are shown with zero back pressure on "C1" port.

(*) Z = 02 è fornito soltanto per applicazioni speciali
(*) Z = 02 is only supplied for special applications

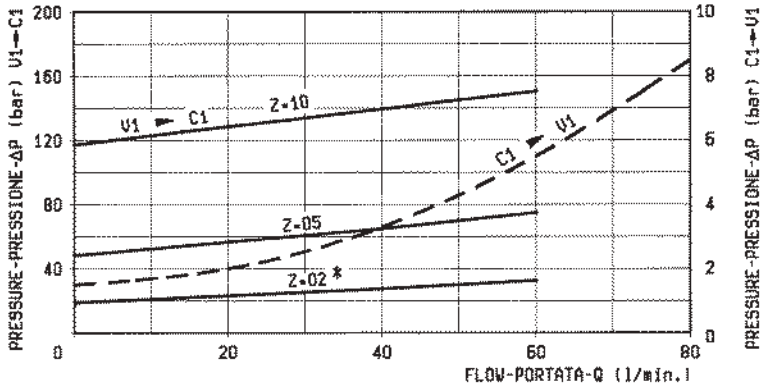

Z	MOLLE / SPRINGS				
	Campo taratura min - max bar Adj. press. range bar	Incremento press. bar / giro vite Press. increase bar / turn	Taratura standard bar (Q = 5 l/min) Std. setting bar (made at 5 l/min)	Cod. ordinazione Ordering code	Colore Colour
02*	(10-30)	(9)	(20)	*(03.51.01.155)	*verde *green
05	25-70	21	50	03.51.01.106	verde green
10	30-120	47	120	03.51.01.171	giallo yellow

Y	ATTACCHI / PORT SIZE
	V1-C1
03	G 1/2

VSQ-30

05.21.07 - X - Y - Z

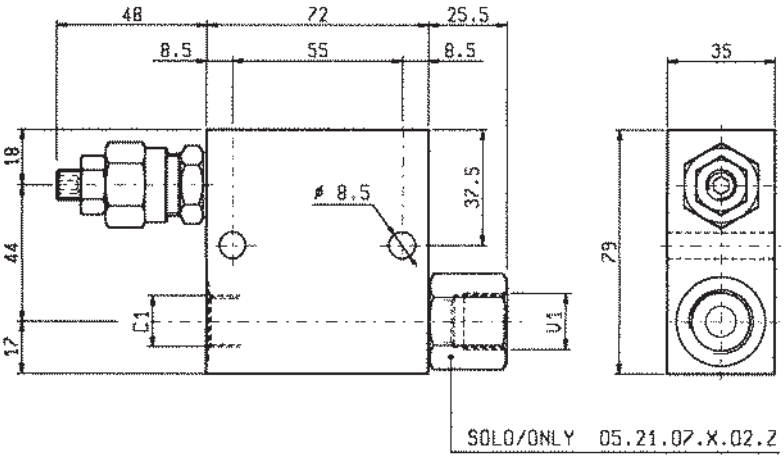

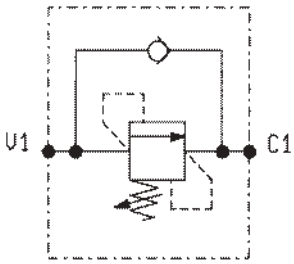

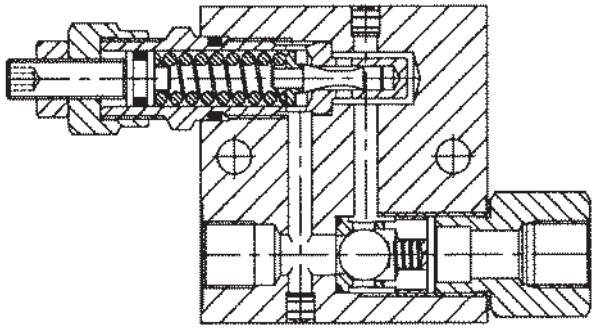

DATI TECNICI / TECHNICAL DATA

Pressione di lavoro max. Max. working pressure	350 bar
Portata max. Flow max.	30 l/min
Peso Weight	0.81 kg

Curve caratteristiche misurate con pressione nulla sull'attacco "C1".
Pressure drop curves are shown with zero back pressure on "C1" port.

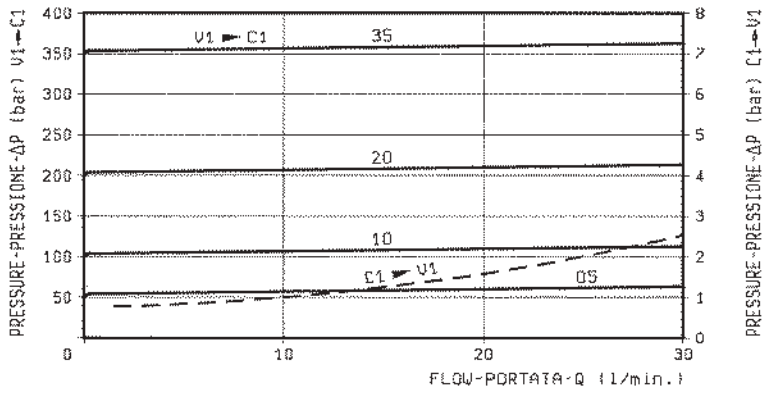

X	REGOLAZIONI ADJUSTMENTS	
03	vite esterna esagono incassato leakproof hex. socket screw	
04	volantino e dado handknob and locknut	
	cappellotto per piombatura sealing cap codice / ordering code 03.05.01.003	

Z	MOLLE / SPRINGS				
	Campo taratura min - max bar Adj. press. range bar	Incremento press. bar / giro vite Press. increase bar / turn	Taratura standard bar (Q = 5 l/min) Std. setting bar (made at 5 l/min)	Cod. ordinazione Ordering code	Colore Colour
05	10-50	11.5	50	03.51.01.077	nero black
10	30-100	23.5	100	03.51.01.076	blu blue
20	50-210	47	200	03.51.01.075	verde green
35	100-350	82	350	03.51.01.059	giallo yellow

Y	ATTACCHI / PORT SIZE
	V1-C1
02	G 3/8
03	G 1/2

VSQ-10

05.21.06 - X - Y - Z

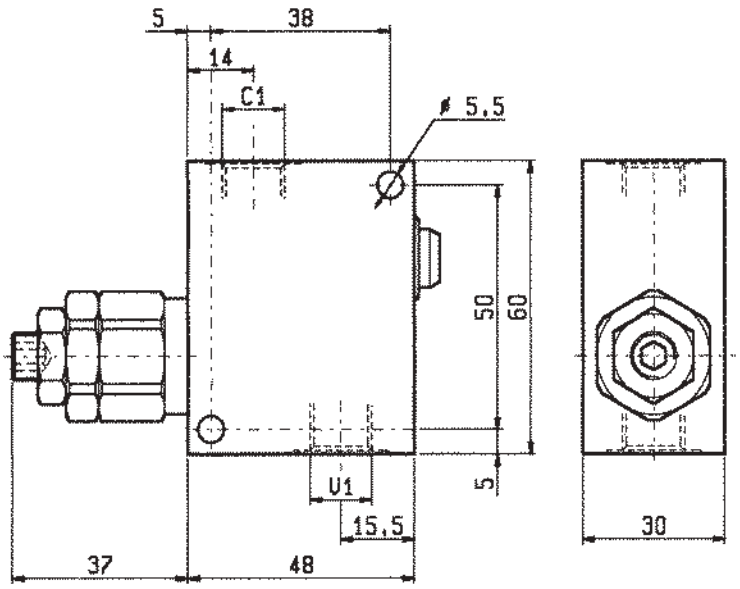

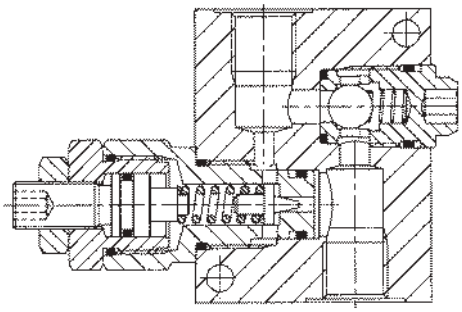

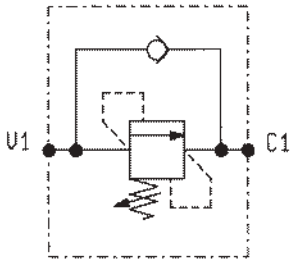

DATI TECNICI / TECHNICAL DATA

Pressione di lavoro max. Max. working pressure	350 bar
Portata max. Flow max.	10 l/min
Peso Weight	0.30 kg

Curve caratteristiche misurate con pressione nulla sull'attacco "C1".
Pressure drop curves are shown with zero back pressure on "C1" port.

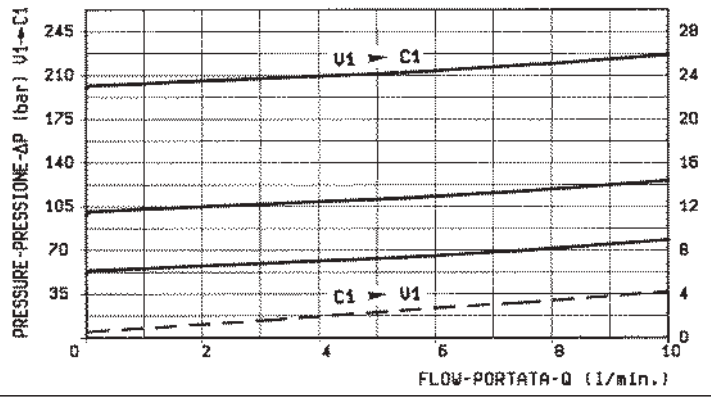

X	REGOLAZIONI ADJUSTMENTS
03	**vite esterna esagono incassato leakproof hex. socket screw**

Z	MOLLE / SPRINGS				
	Campo taratura min - max bar Adj. press. range bar	Incremento press. bar / giro vite Press. increase bar / turn	Taratura standard bar (Q = 5 l/min) Std. setting bar (made at 5 l/min)	Cod. ordinazione Ordering code	Colore Colour
10	**25-100**	**22.5**	**100**	**03.51.01.120**	blu blue
20	**50-210**	**48**	**200**	**03.51.01.121**	verde green
35	**100-350**	**95**	**350**	**03.51.01.122**	giallo yellow

Y	ATTACCHI / PORT SIZE
	V1-C1
09	G 1/4

VSQP-150

05.21.15 - X - Y - Z

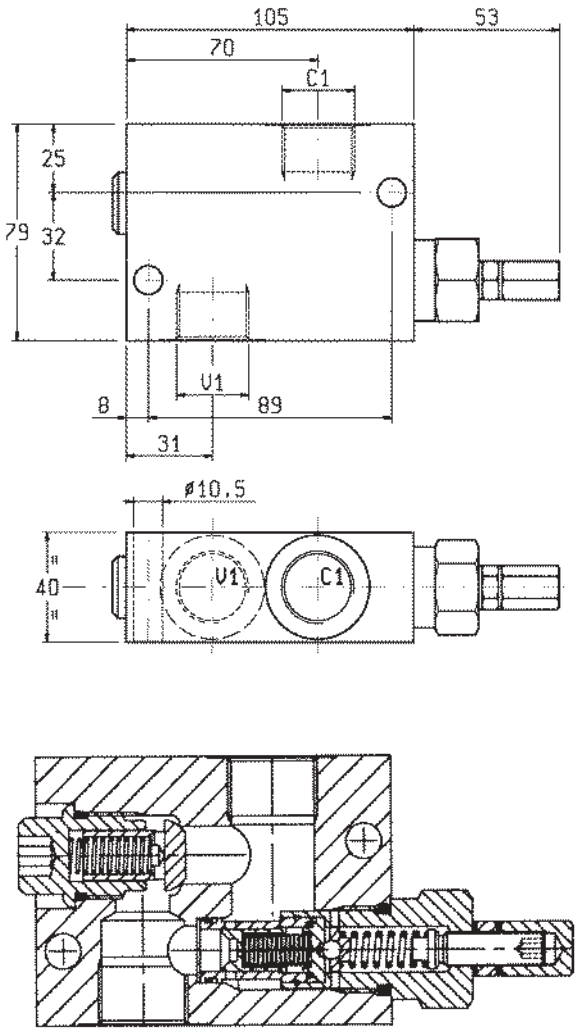

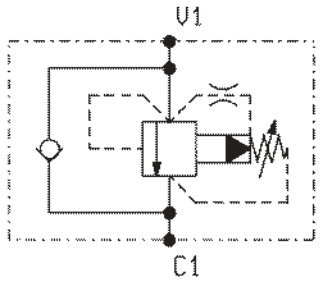

DATI TECNICI / TECHNICAL DATA

Pressione di lavoro max. Max. working pressure	350 bar
Portata max. Flow max.	150 l/min
Peso Weight	1.07 kg

Curve caratteristiche misurate con pressione nulla sull'attacco "C1".
Pressure drop curves are shown with zero back pressure on "C1" port.

Trafilamento: circa 0.10 l/min alla massima pressione.
Leakage: 0.10 l/min approx at max relief setting

Classe di pulizia dell'olio: almeno 18/14 ISO 4406 (9 NAS-1638).
Fluid cleanliness class: 18/14 ISO 4406 (9 NAS-1638) or better.

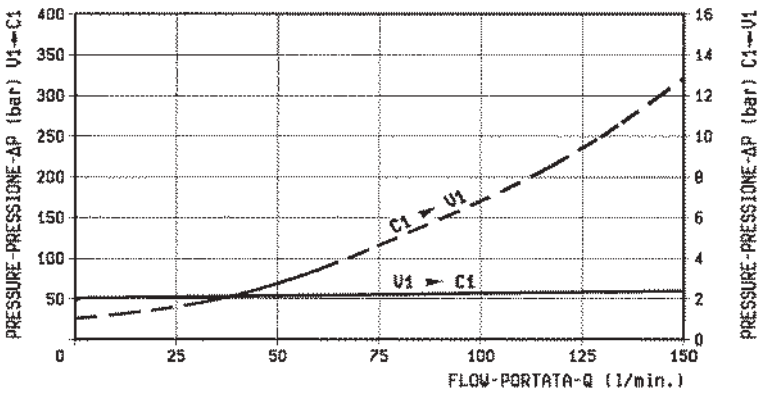

X	REGOLAZIONI ADJUSTMENTS
03	**vite interna esagono incassato leakproof inner hex. socket screw**

Z	MOLLE / SPRINGS				
	Campo taratura min - max bar Adj. press. range bar	Incremento press. bar / giro vite Press. increase bar / turn	Taratura standard bar (Q = 5 l/min) Std. setting bar (made at 5 l/min)	Cod. ordinazione Ordering code	Colore Colour
05	**1.7-70**	**20.5**	**50**		nero black

Y	ATTACCHI / PORT SIZE
	V1-C1
03	G 1/2
04	G 3/4

VSQP-PD-CC-150

05.24.03- X - Y - Z

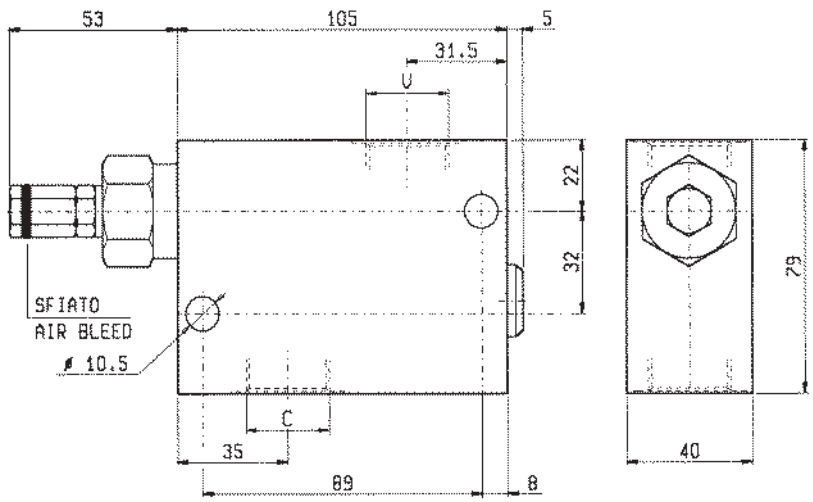

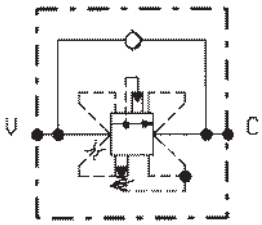

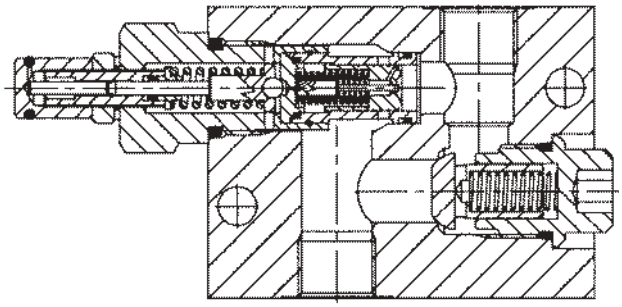

DATI TECNICI / TECHNICAL DATA

Pressione di lavoro max. Max. working pressure	210 bar
Portata max. Flow max.	150 l/min
Peso Weight	1.10 kg

Trafilamento: circa 0.10 l/min alla massima pressione.

Leakage: 0.10 l/min approx at max relief setting.

Classe di pulizia dell'olio: almeno 18/14 ISO 4406 (9 NAS-1638).

Fluid cleanliness class: 18/14 ISO 4406 (9 NAS-1638) or better.

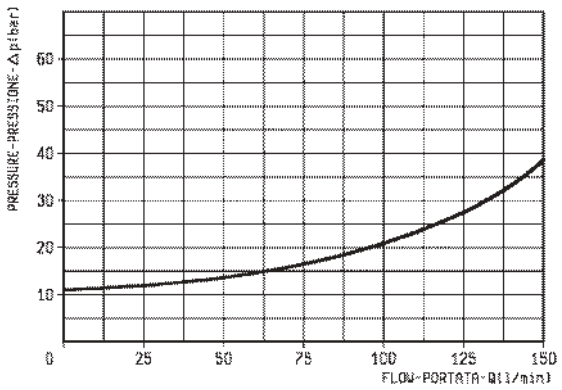

X	REGOLAZIONI ADJUSTMENTS	
03	**vite interna esagono incassato leakproof inner hex. socket screw**	
	cappellotto per piombatura sealing cap codice / ordering code 03.05.01.004	

Z	MOLLE / SPRINGS				
	Campo taratura min - max bar Adj. press. range bar	Incremento press. bar / giro vite Press. increase bar / turn	Taratura standard bar (Q = 5 l/min) Std. setting bar (made at 5 l/min)	Cod. ordinazione Ordering code	Colore Colour
20	**10-210**	**35**	**200**		verde green

Y	ATTACCHI / PORT SIZE
	V-C
03	G 1/2
04	G 3/4